



Assembly Instructions for "Airfield Barracks"



1: Glue windows onto wall pieces. Glue pieces A onto wall pieces (B) w. door openings.



2: Glue air vents onto roof pieces.



Assembly Instructions for "Airfield Barracks"




3: Glue piece A to the bottom of wall piece B. Taps on door goes into holes on pieces A. (Top and bottom)


Do NOT glue door.



4: Glue together shown pieces.



Assembly Instructions for "Airfield Barracks"



7: Glue the rest of the roof pieces onto the model. Follow the order shown.

