

LTspice Model

Synchronous Step-Down Voltage Converter

Texas Instruments Inc.

LM73605

Model Information

Model A macro model
Call Name MDC_LM73605_LT
Pin Assign 1-5:SW 6:CBOOT 7:VCC 8:BIAS 9:RT 10:SS/TRK 11:FB 12-15:NC 16:PGOOD
 17:SYNC/MODE 18:EN 19:AGND 20-22:PVIN 23-26:PGND 27-30:NC 31:DAP
File List Model Library MDC_LM73605_LT01.lib
 Model Report MDC_LM73605_LT.pdf(this file)
Verified Simulator Version LTspice version XVII
Note

References

The information which was used for modeling is as follow:

[Data Sheet]

- Date/Version Unknown
- Product name LM73605
- Company name Texas Instruments Inc.

[Characteristics listed]

- Characteristics VEN, VFB, HIS_LIMIT, ISSC, RSSD, VPGOOD
RDS_ON, tss, tpgood

Simulation Condition

This table shows the range of evaluated simulation range that was not occurs any convergence problems in this area.

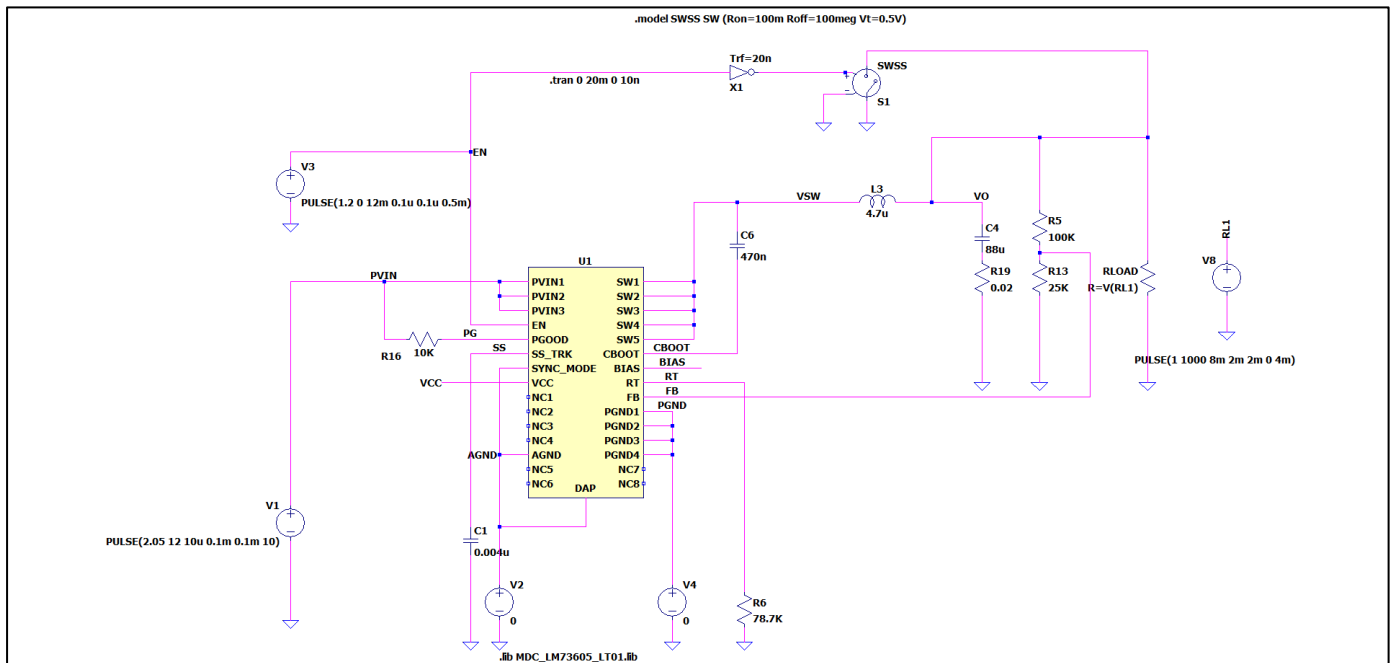
Item	Condition	Unit
Temperature	25	deg C

Model Functions Table

Functions	Implemented
Auto Mode and FPWM Mode	○
Fixed-Frequency Peak Current-Mode Control	○
Adjustable Output Voltage	○
Enable and UVLO	○
Internal LDO, VCC_UVLO, and BIAS Input	—
Soft Start and Voltage Tracking	Internal and external Soft Start w/o Tracking
Adjustable Switching Frequency	○
Frequency Synchronization and Mode Setting	Mode Setting only w/o Frequency Synchronization
Internal Compensation and CFF	○
Bootstrap Capacitor and VBOOT-UVLO	—
Power-Good and Overvoltage Protection	○
Overcurrent and Short-Circuit Protection cycle by cycle	○
Thermal Shutdown	—

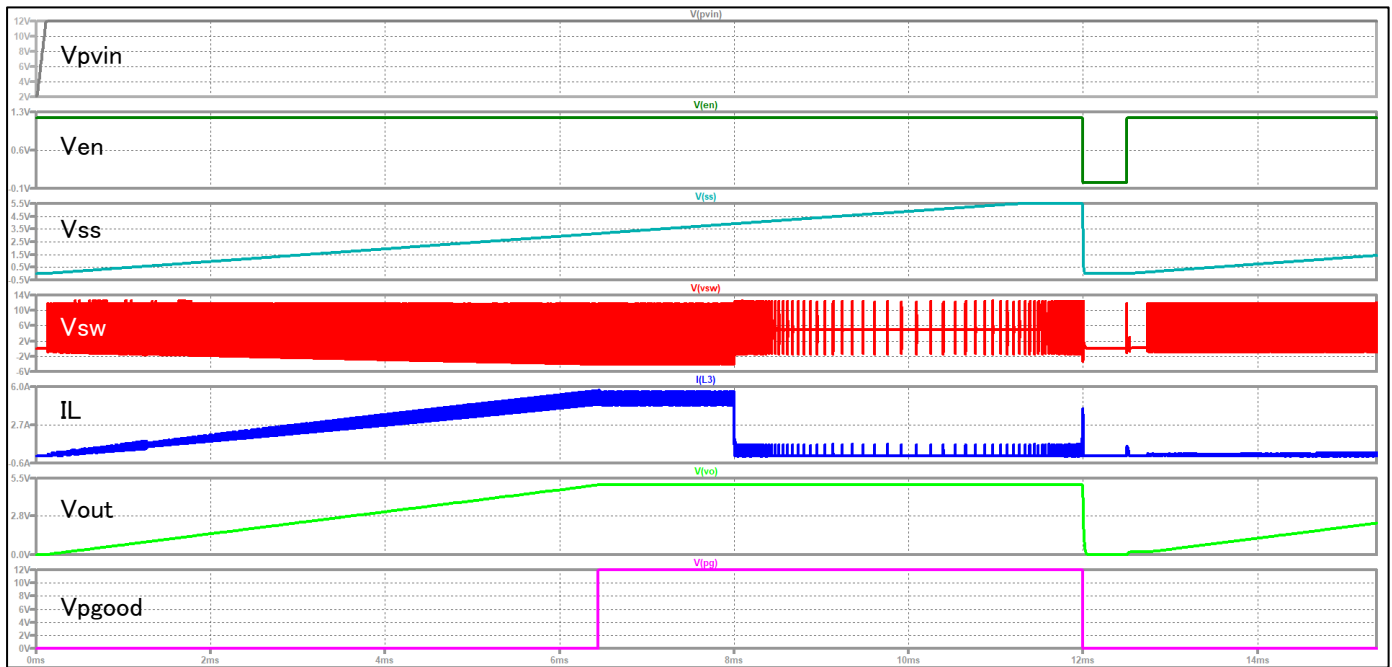
Auto-mode Operation (V_{pvin} = 12V, V_{out} = 5V, I_{out} = 5mA-5A) Testbench

Referred to Data Sheet



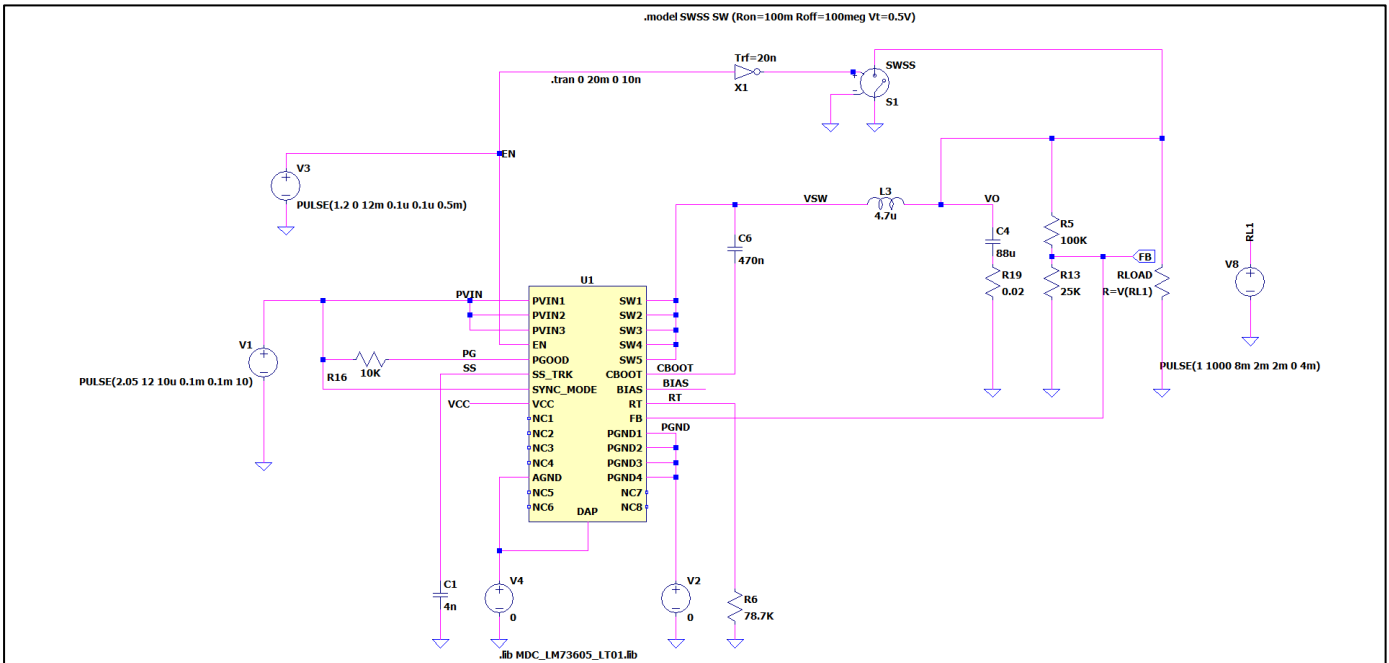
Simulation results are following.
Explanatory notes — : simulated

Auto-mode Operation (Vpvin = 12V, Vout = 5V, Iout = 5mA-5A) Testbench



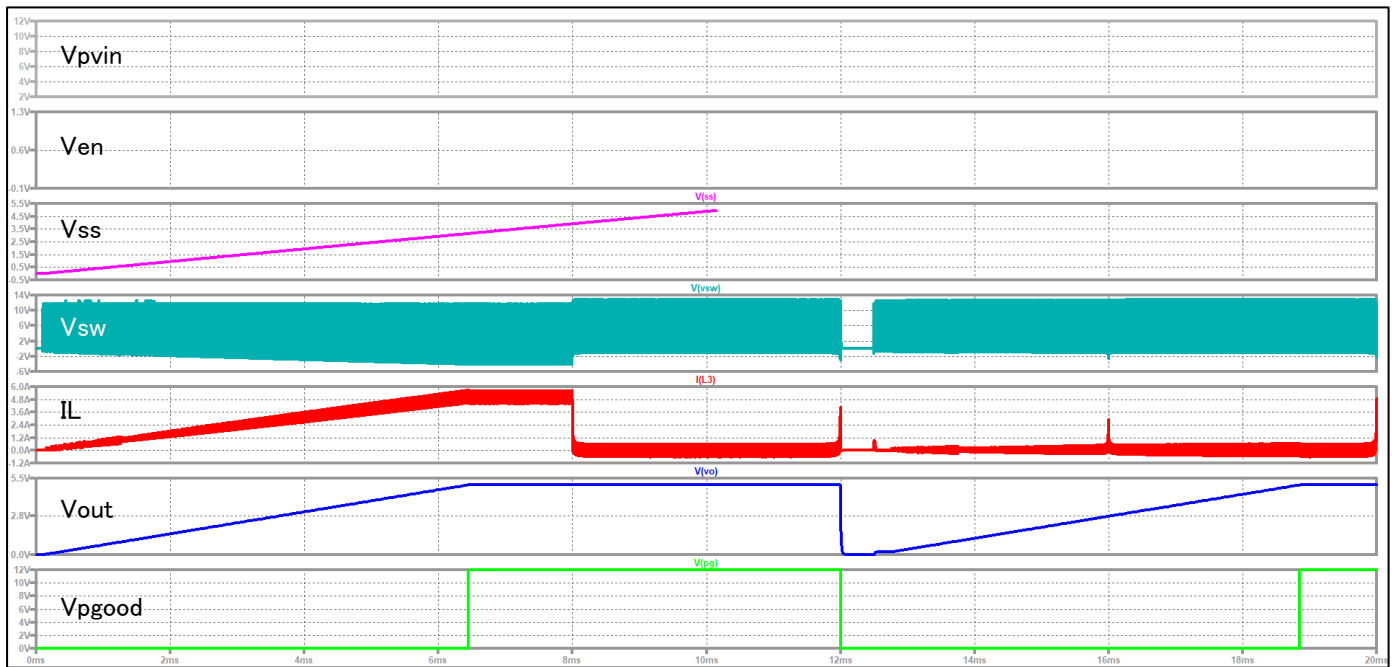
FPWM-mode Operation (Vpvin = 12V, Vout = 5V, Iout = 5mA-5A) Testbench

Referred to Data Sheet



Simulation results are following.
Explanatory notes — : simulated

Auto-mode Operation (Vpvin = 12V, Vout = 5V, Iout = 5mA-5A) Testbench



DISCLAIMER

1. This SPICE (Simulation Program with Integrated Circuit Emphasis) model and its content (the "Contents") are copyright of MoDeCH Inc. All rights reserved. Any redistribution or reproduction of any or all part of the Contents in any form is prohibited without express written permission made by MoDeCH Inc.
2. MoDeCH Inc. as licensor (the "Licensor") hereby grants to you, as licensee (the "Licensee"), a non-exclusive, non-transferable license to use the Contents as long as you abide by the terms and conditions of this DISCLAIMER.
3. The Licensee is not authorized to sell, loan, rent and redistribute or license the Contents in whole or in part, or in modified form, to anyone.
4. The Licensor shall in no way be liable to the Licensee or any third party for any loss or damage (including ,but not limited to, lost profits, or other incidental, consequential, or punitive damages), however caused (including through negligence) which may be directly or indirectly suffered from, arising out of, or in connection with, any use of the Contents .
5. Notwithstanding anything contained in this DISCLAIMER, in no event shall Licensor be liable for any claims, damages or loss which may arise from the modification, combination, operation or use of the Contents with the Licensee's computer programs.
6. The Licensor does not warrant that the Contents will function in any environment.
7. The Contents may be changed or updated without notice. MoDeCH Inc. may also make improvements and/or changes in the products, pricing and/or the programs related to the Contents at any time without notice.



MoDeCH Inc.

Head Office

Location: 5-15 Yokoyama-cho, Hachioji-Shi, Tokyo 192-0081, Japan

Tel:+81-42-656-3360

E-Mail:model-on-support@modech.co.jp

URL:<http://www.modech.com/en/>