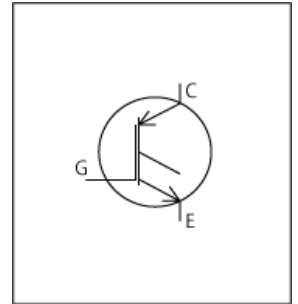


PSpice Model

Nch IGBT

FUJI ELECTRIC

7MBR35XMA120-50



Model Information

Model An original macro model based on BSIM3 and Gummel-Poon model
Call Name MDC_7MBR35XMA120-50_PS
Pin Assign 1:R 2:S 3:T 4:Gu 5:U 6:Gv 7:V 8:Gw 9:W 10:T1 11:T2 12:Gz 13:Gy 14:En 15:Gx 16:Gb 17:N1 18:P1 19:B 20:P_1 21:P_2 22:N_1 23:N_2

File List Model Library MDC_7MBR35XMA120-50_PS01.lib
 Model Report MDC_7MBR35XMA120-50_PS.pdf (this file)

Verified Simulator Version PSpice version 16.6

Note :The thermistor function is not implemented.
 Please use by connecting terminals 10 and 11 to some voltage potential (example: GND).

References

The information which was used for modeling is as follow:

[Data Sheet]

- Date/Version 2018/2
- Product name 7MBR35XMA120-50
- Company name FUJI ELECTRIC CO., LTD.
- Characteristics IcVce[Vge],IcVce[Temp],Vce(sat)Vge[Ic],Cres,Coes,Cies, VgeQg[Vcc],VceQg[Vcc],Ifvf[Temp],tdon,tr,tdoff,tf

Simulation Range

This table shows the range of evaluated simulation range that was not occurs any convergence problems in this area.

Item	Range			Unit
	Min.		Max.	
Collector-emitter voltage (DC)	0	to	1,200	V
Gate-emitter voltage (DC)	0	to	20	V
Temperature	-40	to	125	deg C

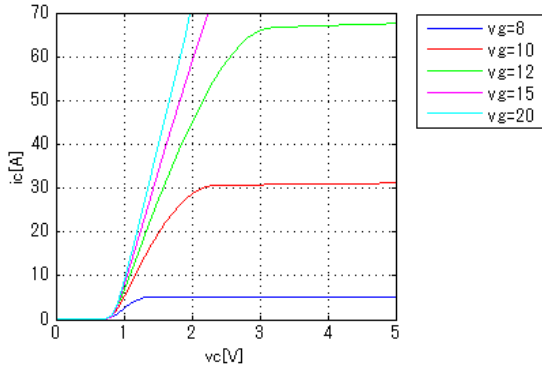
Model Functions Table

Functions	Implemented
Converter_Diode	○
Brake_IGBT	○
Brake_Diode	○
Inverter_IGBT	○
Terminal Impedance	○
Thermistor	-

Simulation results are following.
 Explanatory notes — : simulated

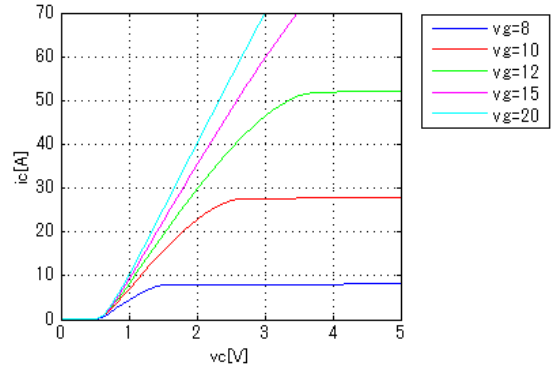
IcVce[Vge]_Inverter

Temp. = 25deg C



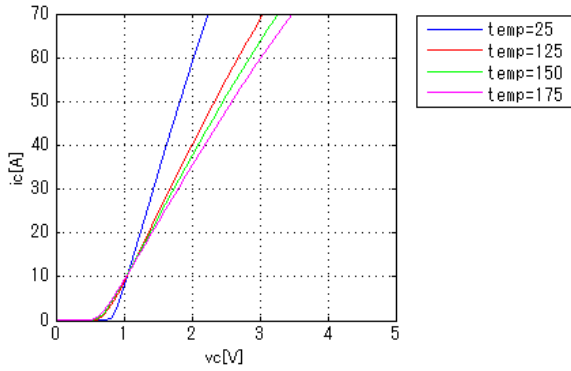
IcVce[Vge]_Inverter

Temp. = 175deg C



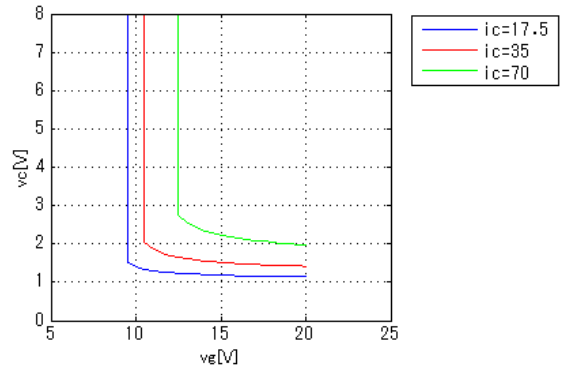
IcVce[Temp]_Inverter

Vge = 15V



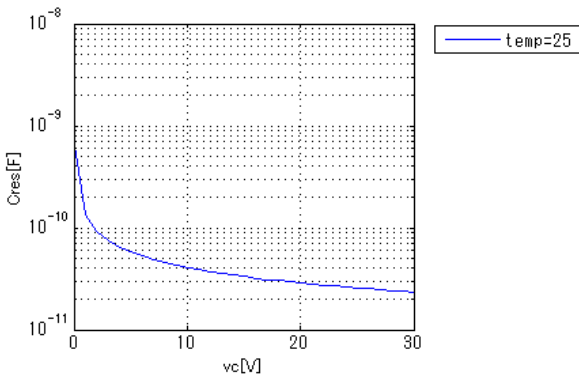
Vce(sat)Vge[Ic]_Inverter

Temp. = 25deg C



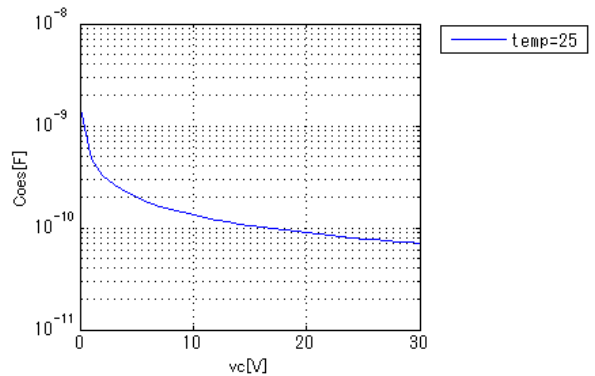
Cres_Inverter

Freq. = 1MHz



Coes_Inverter

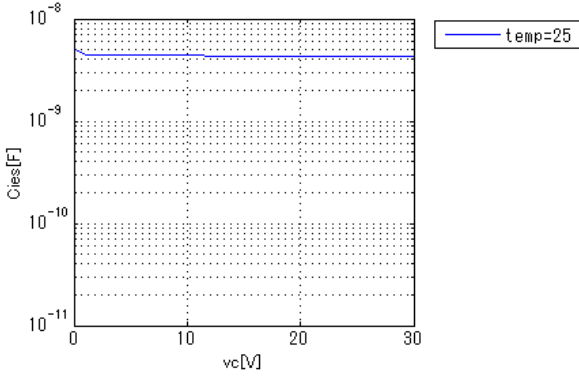
Freq. = 1MHz



Simulation results are following.
 Explanatory notes — : simulated

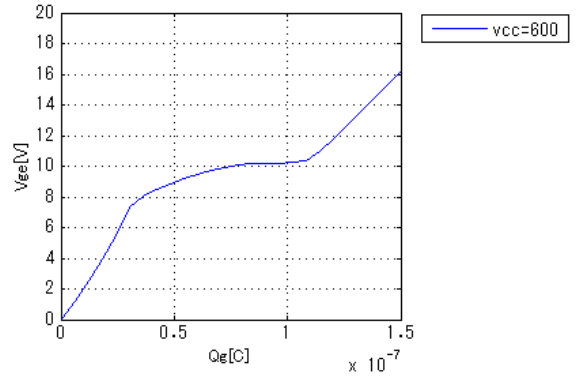
Cies_Inverter

Freq. = 1MHz



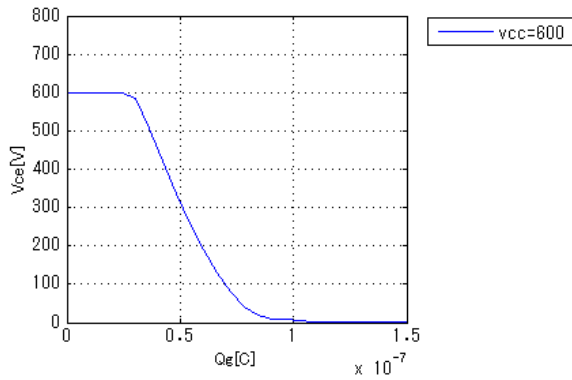
VgeQg[Vcc]_Inverter

Ic = 35A

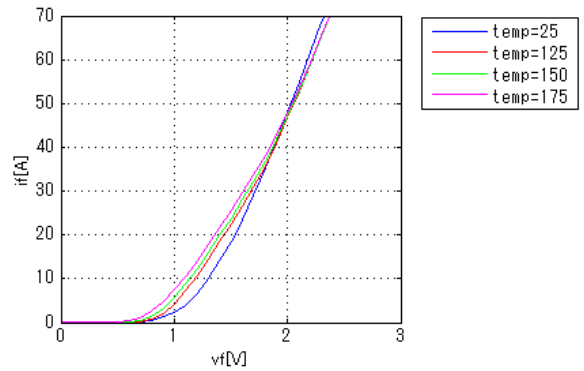


VceQg[Vcc]_Inverter

Ic = 35A

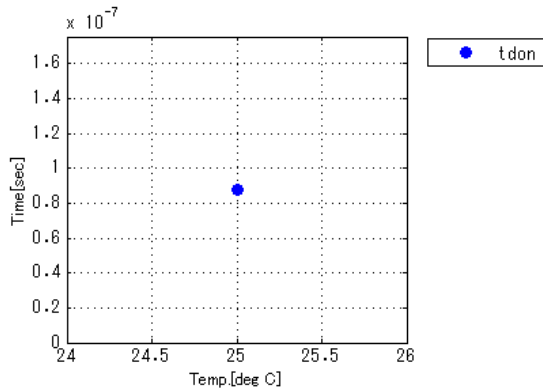


IfVf[Temp]_Inverter



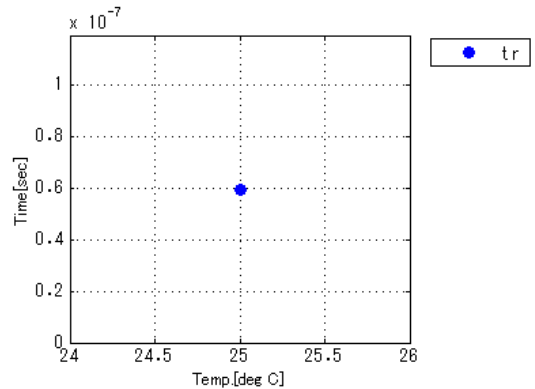
tdon_Inverter

Vcc = 600V, Ic = 35A, +Vg = 15V, -Vg = 0V,
 Rg = 30.0ohm, PARASITIC-L = 30nH



tr_Inverter

Vcc = 600V, Ic = 35A, +Vg = 15V, -Vg = 0V,
 Rg = 30.0ohm, PARASITIC-L = 30nH

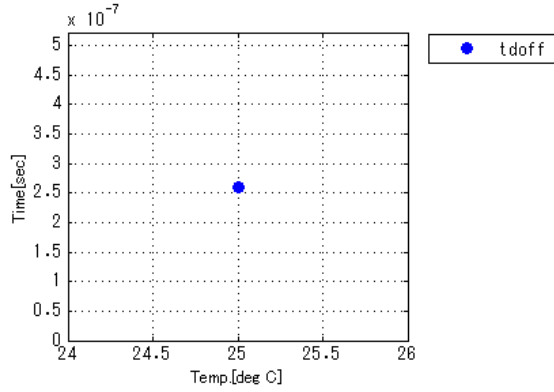


Simulation results are following.

Explanatory notes — : simulated

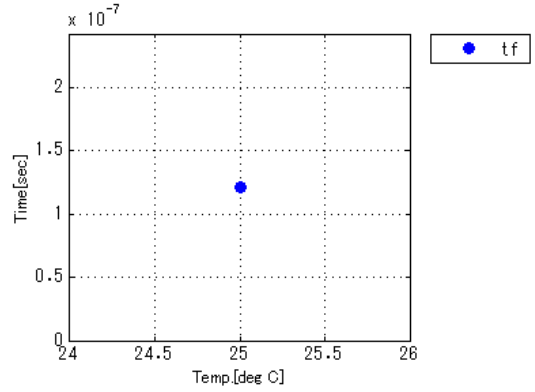
tdoff_Inverter

Vcc = 600V, Ic = 35A, +Vg = 15V, -Vg = 0V,
Rg = 30.0ohm, PARASITIC-L = 30nH



tf_Inverter

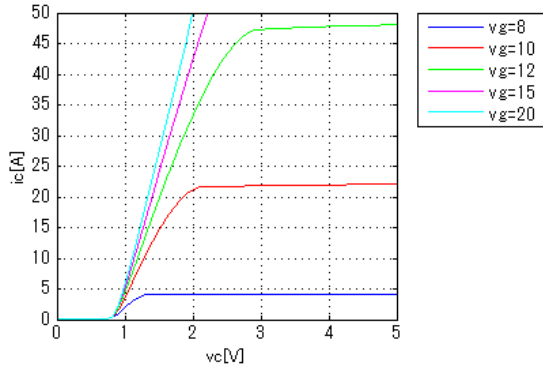
Vcc = 600V, Ic = 35A, +Vg = 15V, -Vg = 0V,
Rg = 30.0ohm, PARASITIC-L = 30nH



Simulation results are following.
 Explanatory notes — : simulated

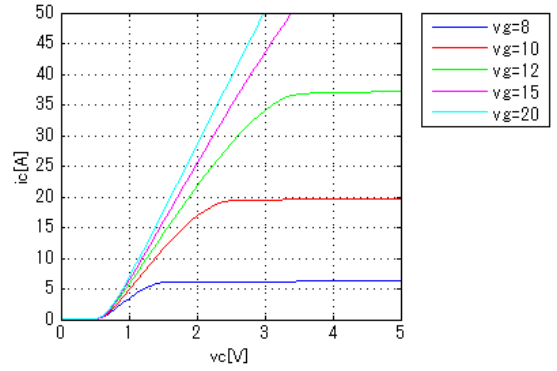
IcVce[Vge]_ Brake

Temp. = 25deg C



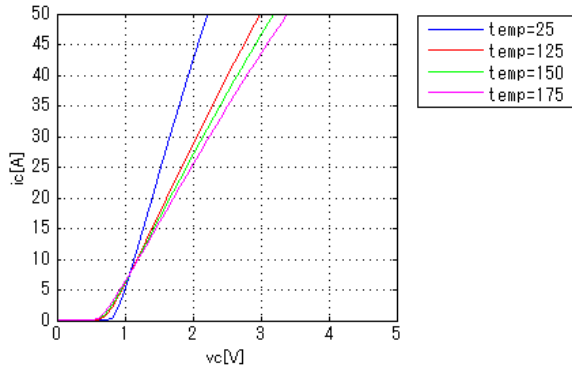
IcVce[Vge]_ Brake

Temp. = 175deg C



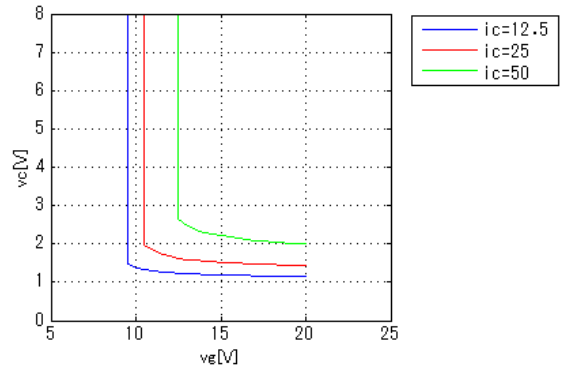
IcVce[Temp]_ Brake

Vge = 15V



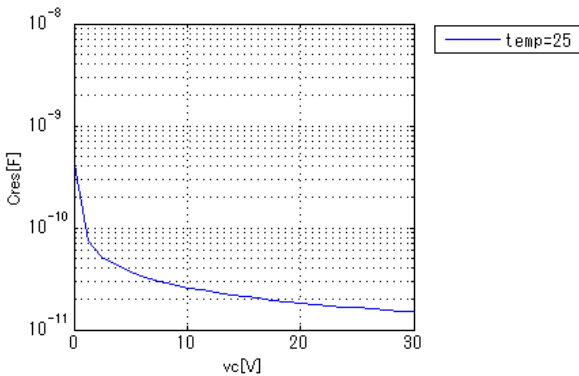
Vce(sat)Vge[Ic]_ Brake

Temp. = 25deg C



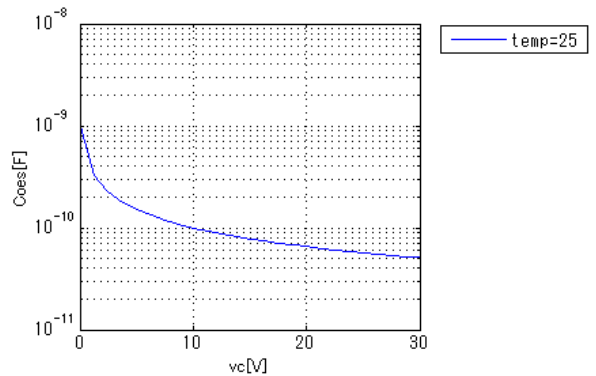
Cres_Brake

Freq. = 1MHz



Coes_Brake

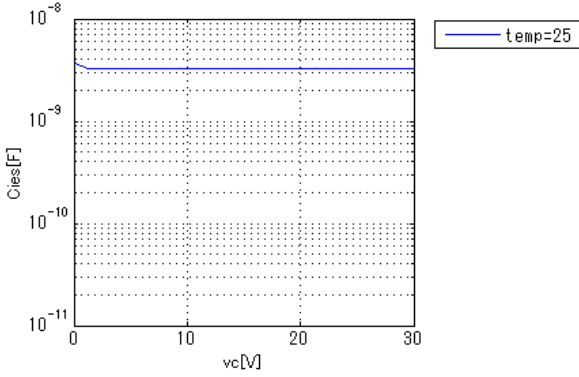
Freq. = 1MHz



Simulation results are following.
 Explanatory notes — : simulated

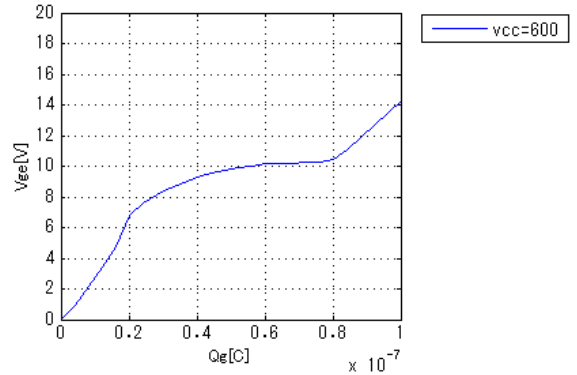
Cies_Brake

Freq. = 1MHz



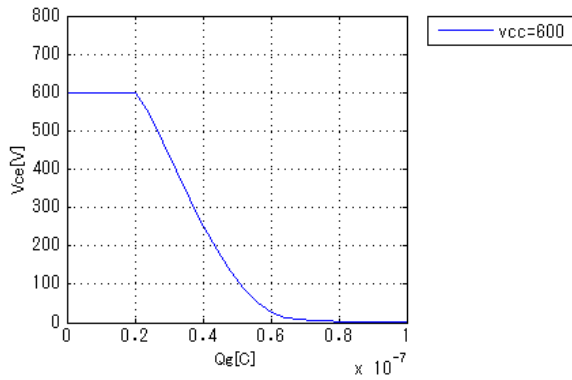
VgeQg[Vcc]_Brake

Ic = 25A

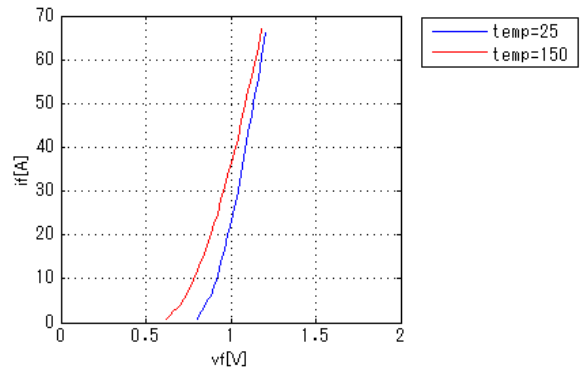


VceQg[Vcc]_Brake

Ic = 25A

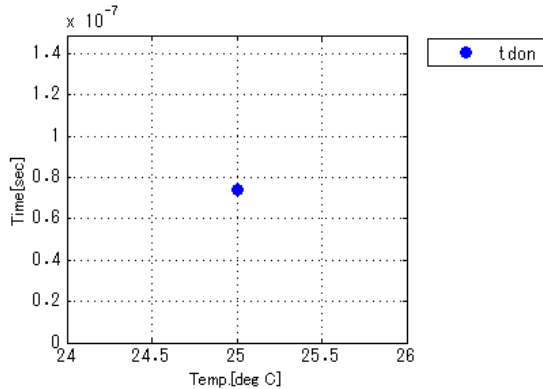


IfVf[Temp]_Converter



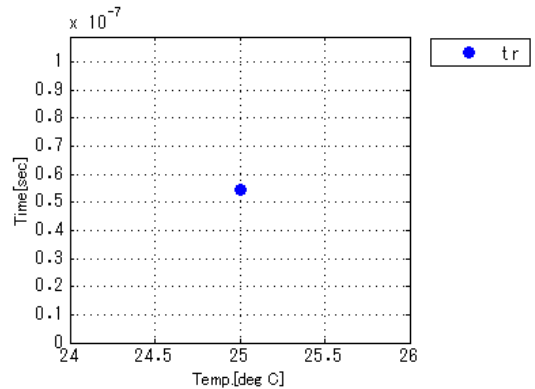
tdon_Brake

Vcc = 600V, Ic = 25A, +Vg = 15V, -Vg = 0V,
 Rg = 36.0ohm, PARASITIC-L = 30nH



tr_Brake

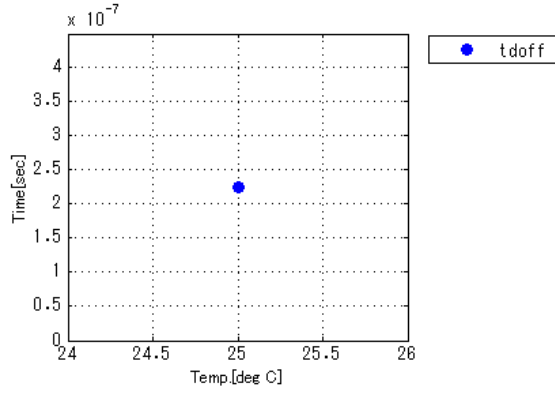
Vcc = 600V, Ic = 25A, +Vg = 15V, -Vg = 0V,
 Rg = 36.0ohm, PARASITIC-L = 30nH



Simulation results are following.
 Explanatory notes — : simulated

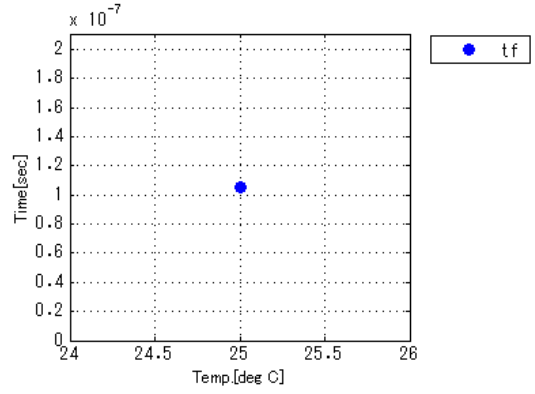
tdoff_Brake

Vcc = 600V, Ic = 25A, +Vg = 15V, -Vg = 0V,
 Rg = 36.0ohm, PARASITIC-L = 30nH



tf_Brake

Vcc = 600V, Ic = 25A, +Vg = 15V, -Vg = 0V,
 Rg = 36.0ohm, PARASITIC-L = 30nH



DISCLAIMER

1. This SPICE (Simulation Program with Integrated Circuit Emphasis) model and its content (the "Contents") are copyright of MoDeCH Inc. All rights reserved. Any redistribution or reproduction of any or all part of the Contents in any form is prohibited without express written permission made by MoDeCH Inc.
2. MoDeCH Inc. as licensor (the "Licensor") hereby grants to you, as licensee (the "Licensee"), a non-exclusive, non-transferable license to use the Contents as long as you abide by the terms and conditions of this DISCLAIMER.
3. The Licensee is not authorized to sell, loan, rent and redistribute or license the Contents in whole or in part, or in modified form, to anyone.
4. The Licensor shall in no way be liable to the Licensee or any third party for any loss or damage (including ,but not limited to, lost profits, or other incidental, consequential, or punitive damages), however caused (including through negligence) which may be directly or indirectly suffered from, arising out of, or in connection with, any use of the Contents .
5. Notwithstanding anything contained in this DISCLAIMER, in no event shall Licensor be liable for any claims, damages or loss which may arise from the modification, combination, operation or use of the Contents with the Licensee's computer programs.
6. The Licensor does not warrant that the Contents will function in any environment.
7. The Contents may be changed or updated without notice. MoDeCH Inc. may also make improvements and/or changes in the products, pricing and/or the programs related to the Contents at any time without notice.



MoDeCH Inc.

Head Office

Location:5-15 Yokoyama-cho, Hachioji-Shi, Tokyo 192-0081, Japan

Tel:+81-42-656-3360

E-Mail: model-on-support@modech.co.jp

URL: <http://www.modech.com/en/>