

# LTspice Model PFC Controller Texas Instruments UCC28064A

## Model Information

**Model** A macro model  
**Call Name** UCC28064A  
**Pin Assign** 1:ZCDB 2:VSENSE 3:TSET 4:PHB 5:COMP 6:AGND 7:VINAC 8:HVSEN 9:BRST  
 10:CS 11:GDB 12:VCC 13:PGND 14:GDA 15:VREF 16:ZCDA  
**File List** Model Library MDC\_UCC28064A\_LT.lib  
 Model Report MDC\_UCC28064A\_LT.pdf(this file)  
**Verified Simulator Version** LTspice XVII  
**Note**

## References

The information which was used for modeling is as follow:

[Data Sheet]

- Date/Version JAJSFJ9B –DECEMBER 2017–REVISED OCTOBER 2019
- Product name UCC28064A
- Company name Texas Instruments Incorporated

[Characteristics listed]

- Characteristics
  - Transient
  - Brown Out
  - Drop Out
  - Open Loop
  - Over Current
  - Over Voltage
  - Light Load

## Simulation Condition

This table shows the range of evaluated simulation range that was not occurs any convergence problems in this area.

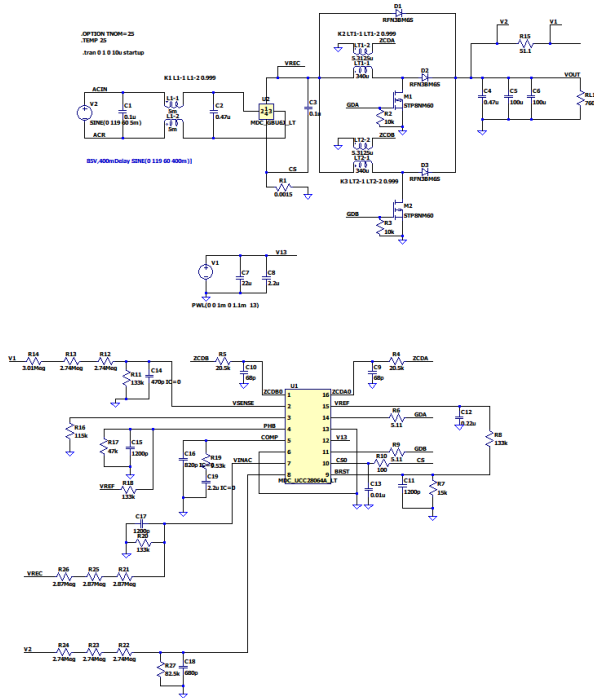
Item	Condition	Unit
Temperature	25	deg C

○ : Implemented  
× : Not Implemented  
— : Not applicable

**Model Functions Table**
**RANK=2**

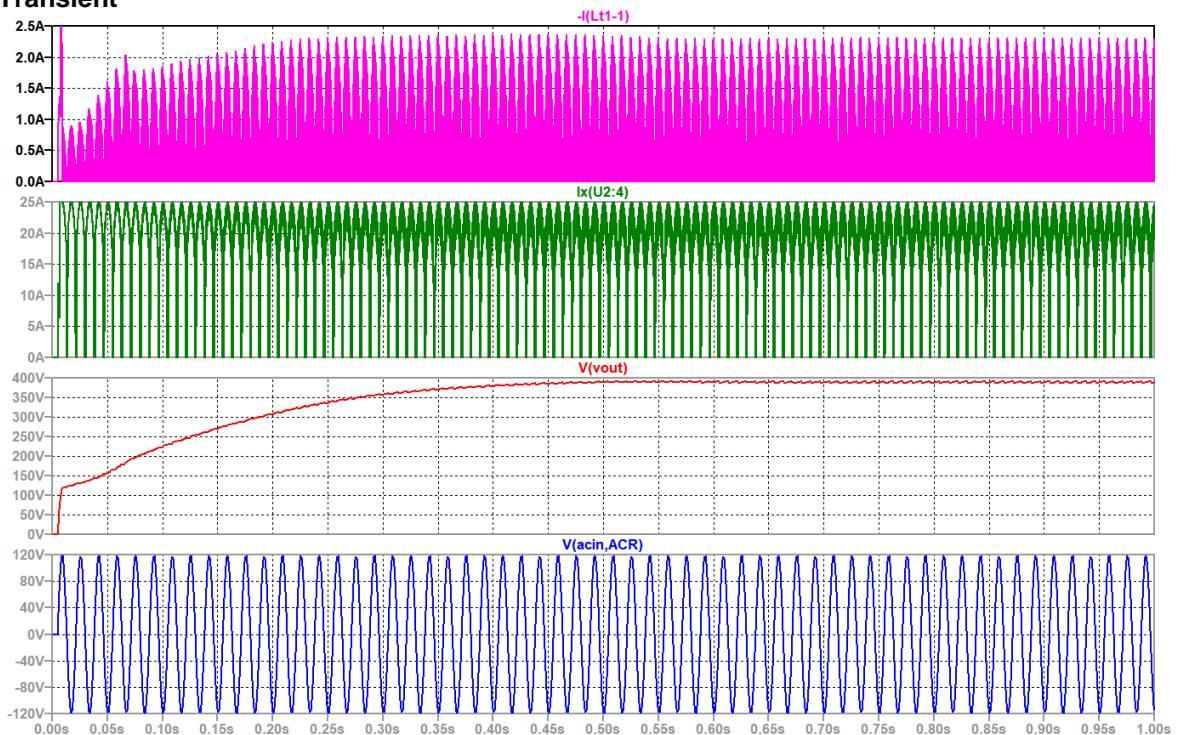
Functions	RANK	Implemented
Control Method(PWM,PFM)	1	○
Enable Function	1	○
Soft Start	1	○
Line Regulation	1	—
Load Regulation	1	—
Synchronous External Oscillation	1	—
UVLO	1	○
Line Transient	2	—
Load Transient	2	—
Light Load Current Mode	2	○
Spread Spectrum	2	—
Over Current Protection	2	○
Over Voltage Protection	2	○
Forward/Flyback Other Device in Circuit	3	—
Brown IN/OUT Function	2	○
ZT Pin OVP Function	—	—

Transient Testbench  
Referred to Data Sheet

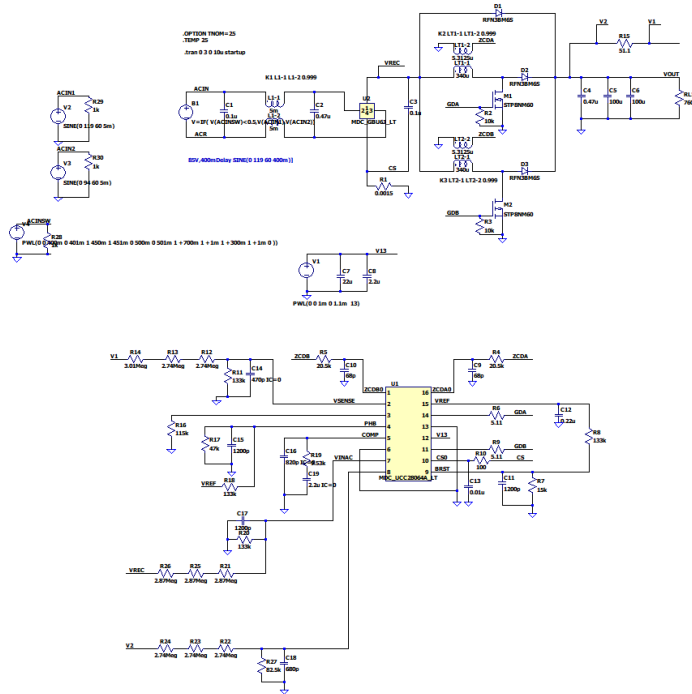


Simulation results are following.  
Explanatory notes — : simulated

Transient

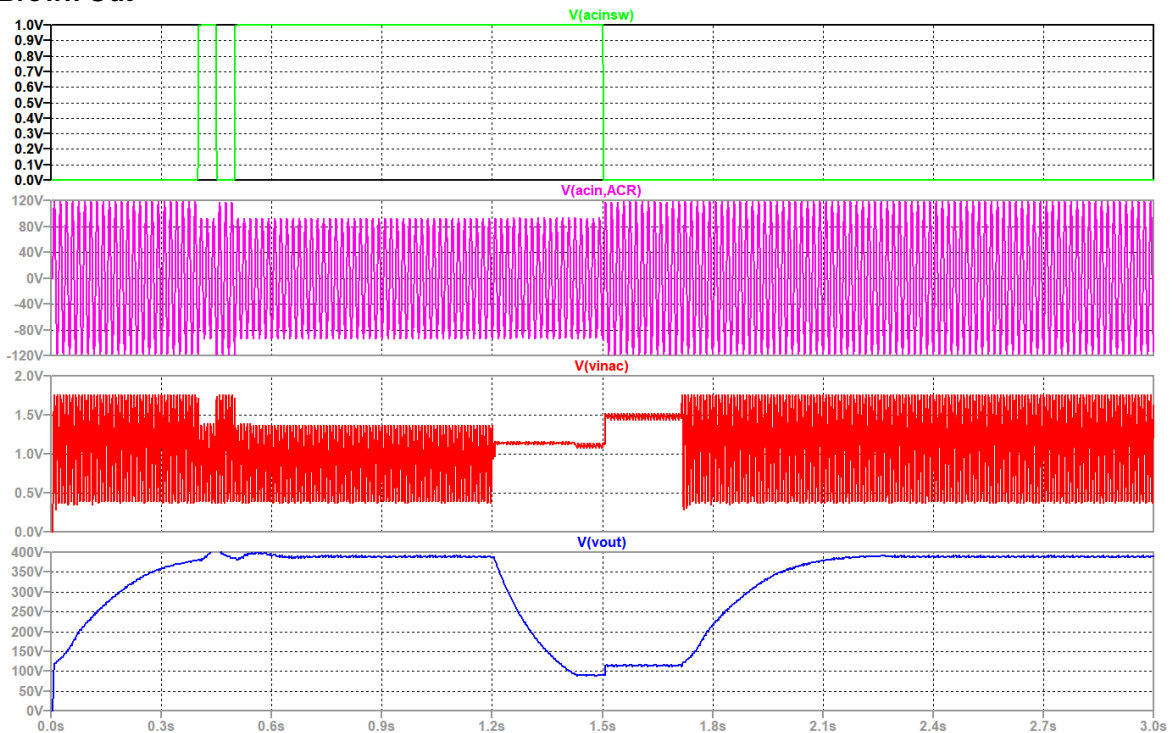


Brown Out Testbench  
Referred to Data Sheet

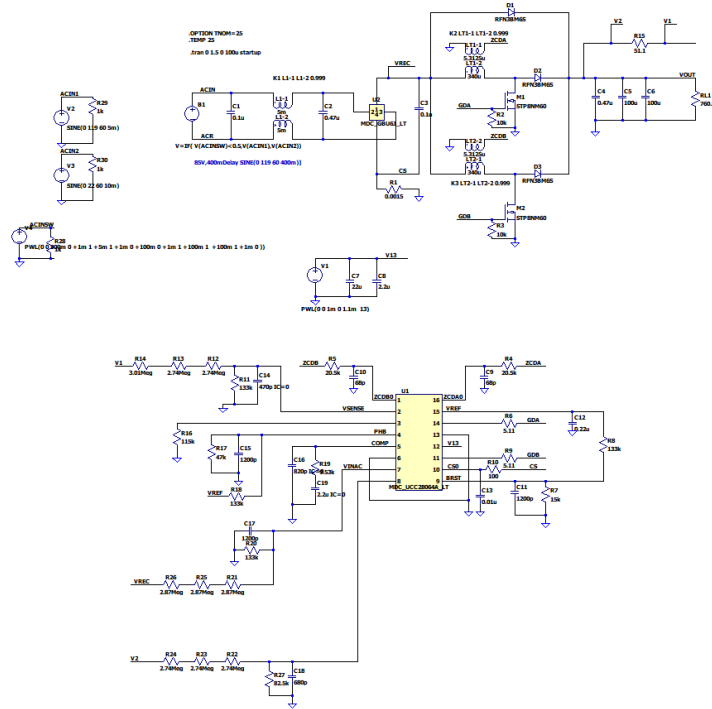


Simulation results are following.  
Explanatory notes — : simulated

Brown Out

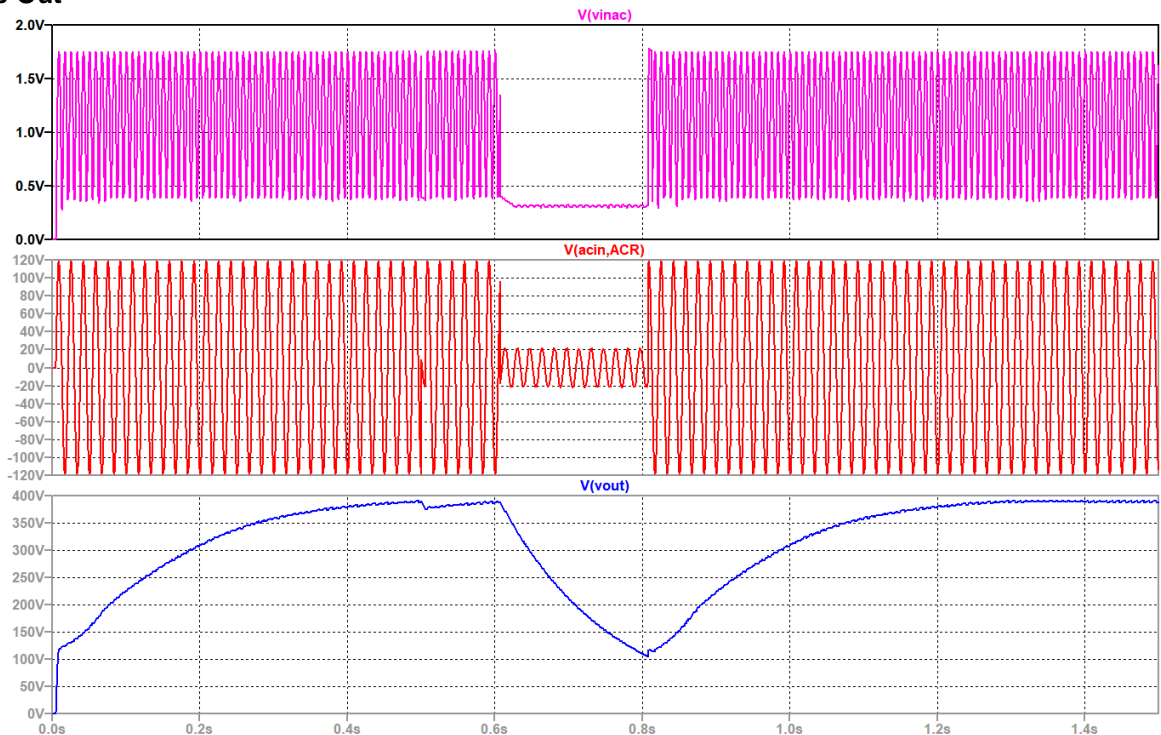


Drop Out Testbench  
Referred to Data Sheet

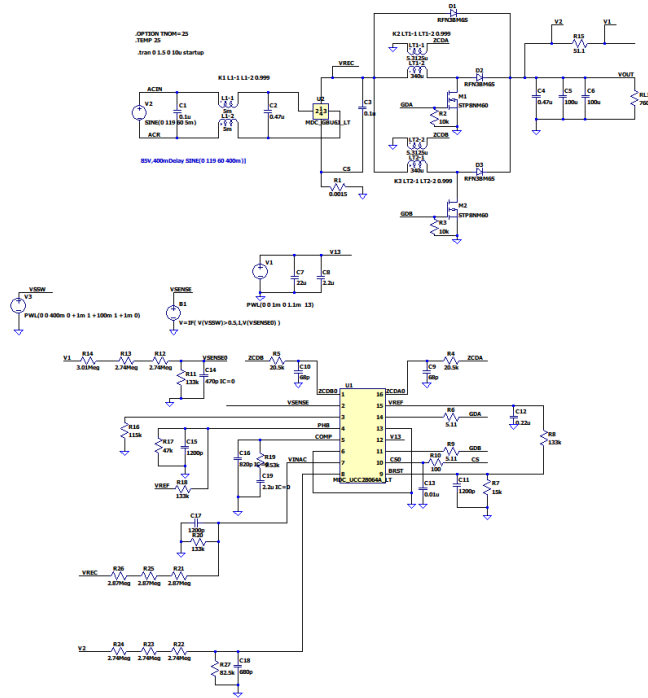


Simulation results are following.  
Explanatory notes — : simulated

Drop Out

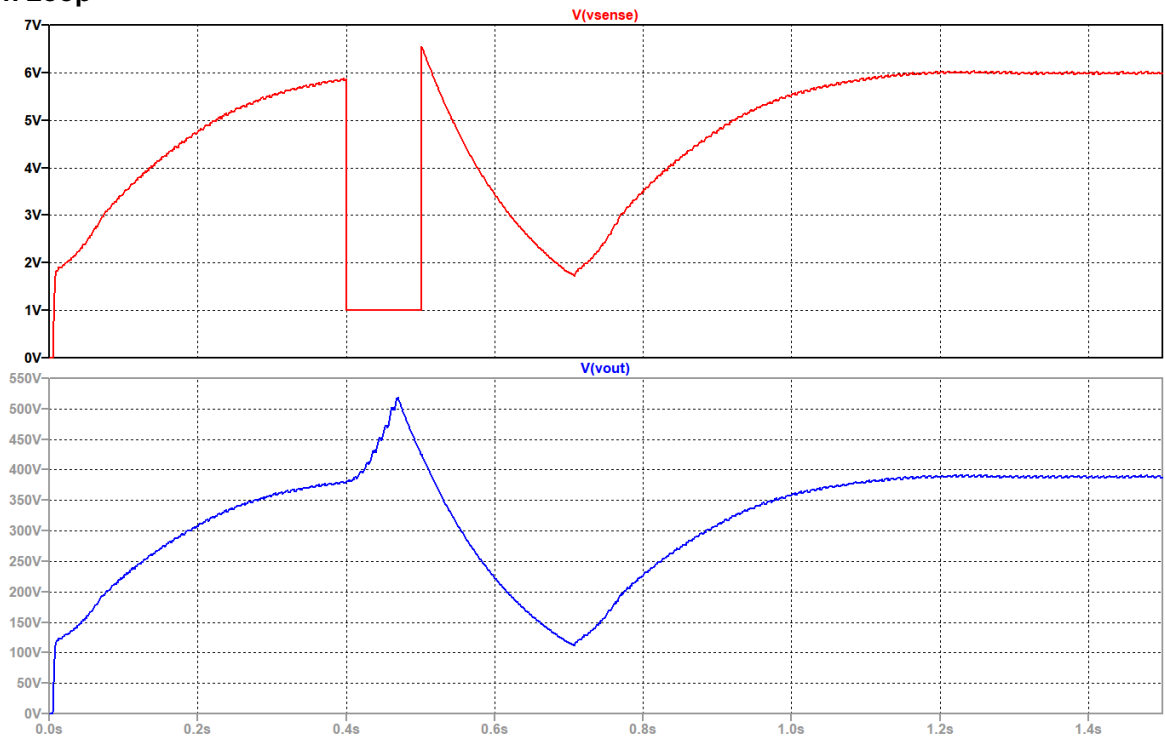


Open Loop Testbench  
Referred to Data Sheet

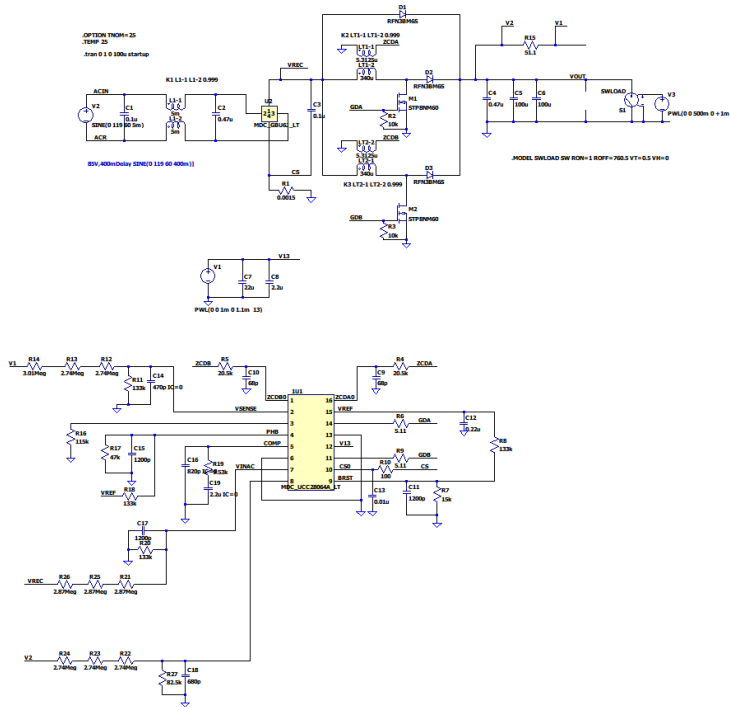


Simulation results are following.  
Explanatory notes — : simulated

Open Loop

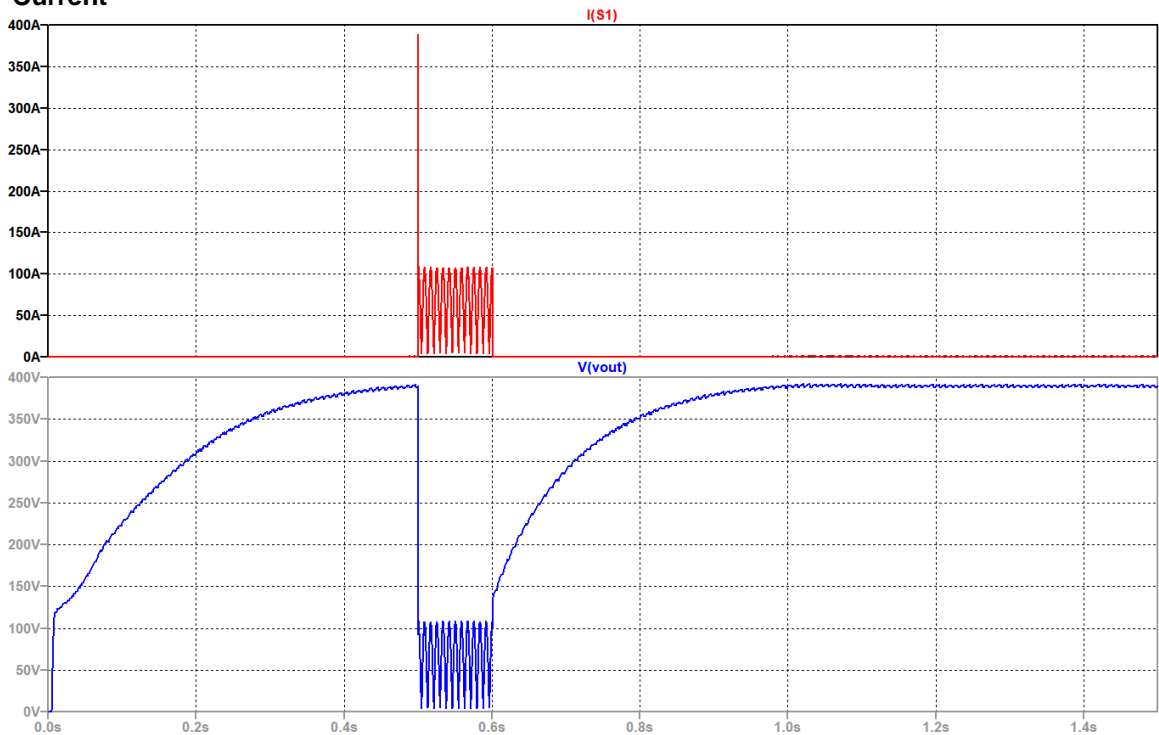


Over Current Testbench  
 Referred to Data Sheet

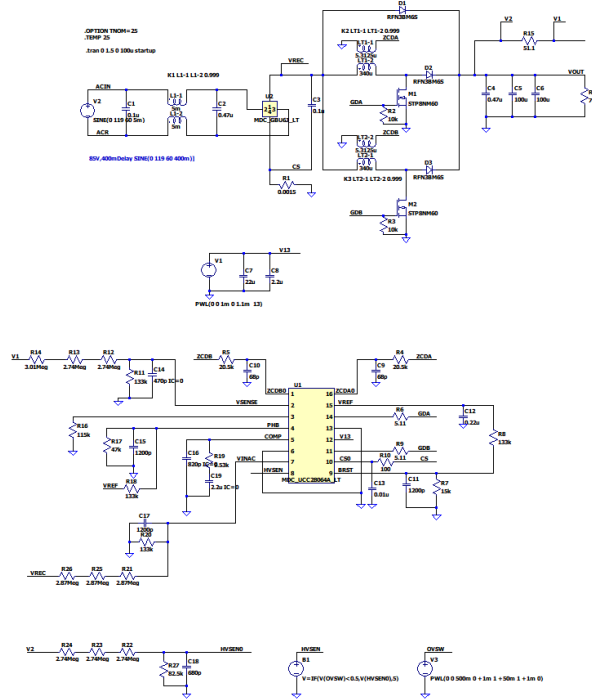


Simulation results are following.  
 Explanatory notes — : simulated

Over Current

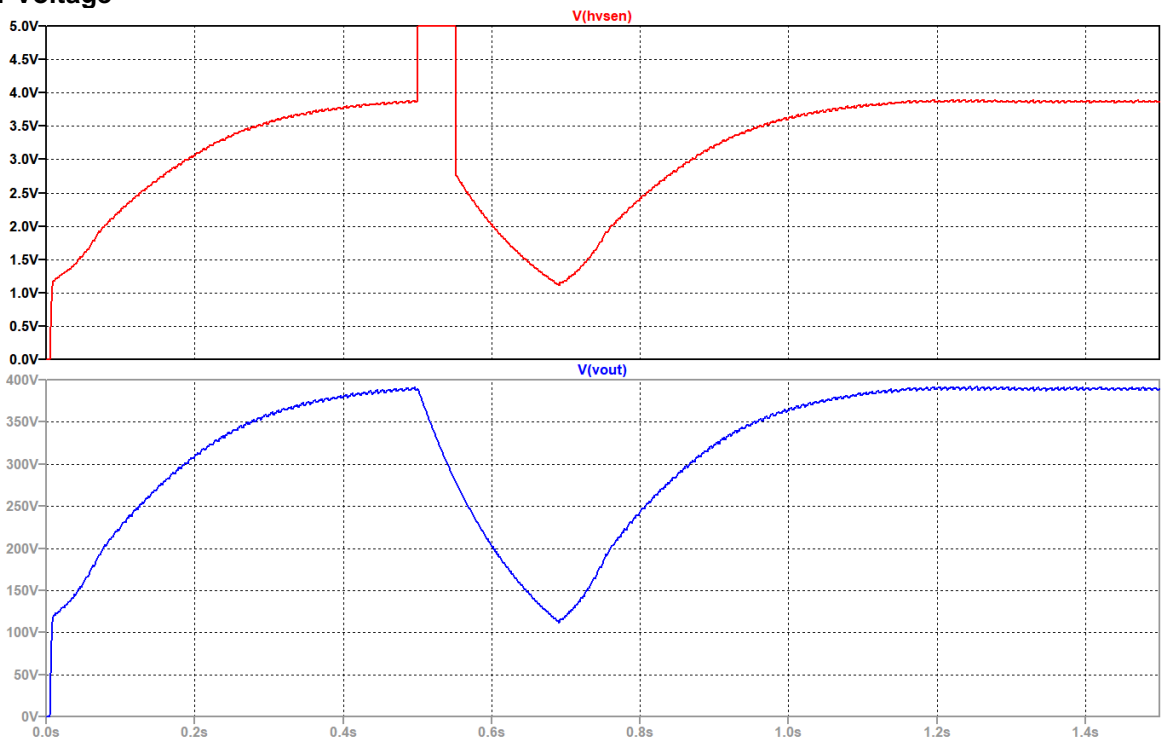


Over Voltage Testbench  
 Referred to Data Sheet



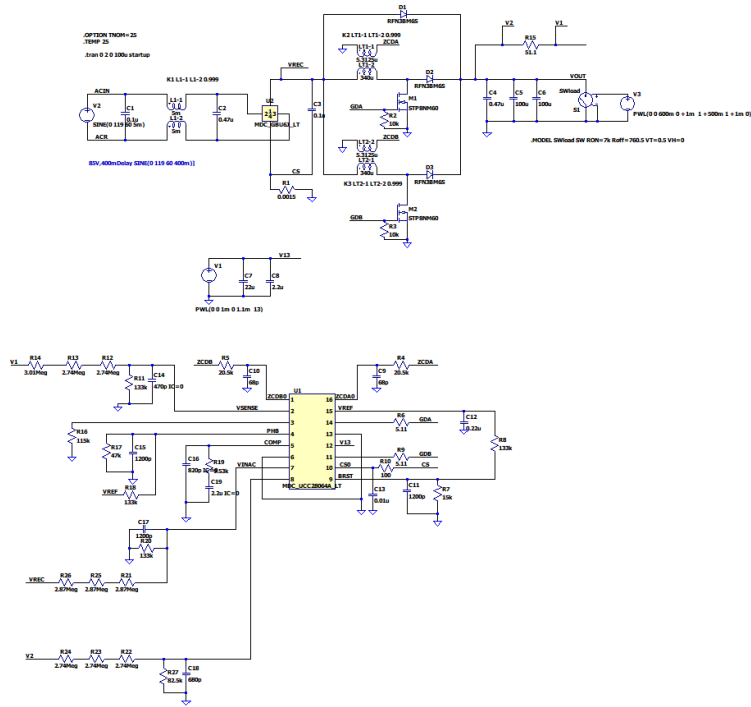
Simulation results are following.  
 Explanatory notes — : simulated

Over Voltage



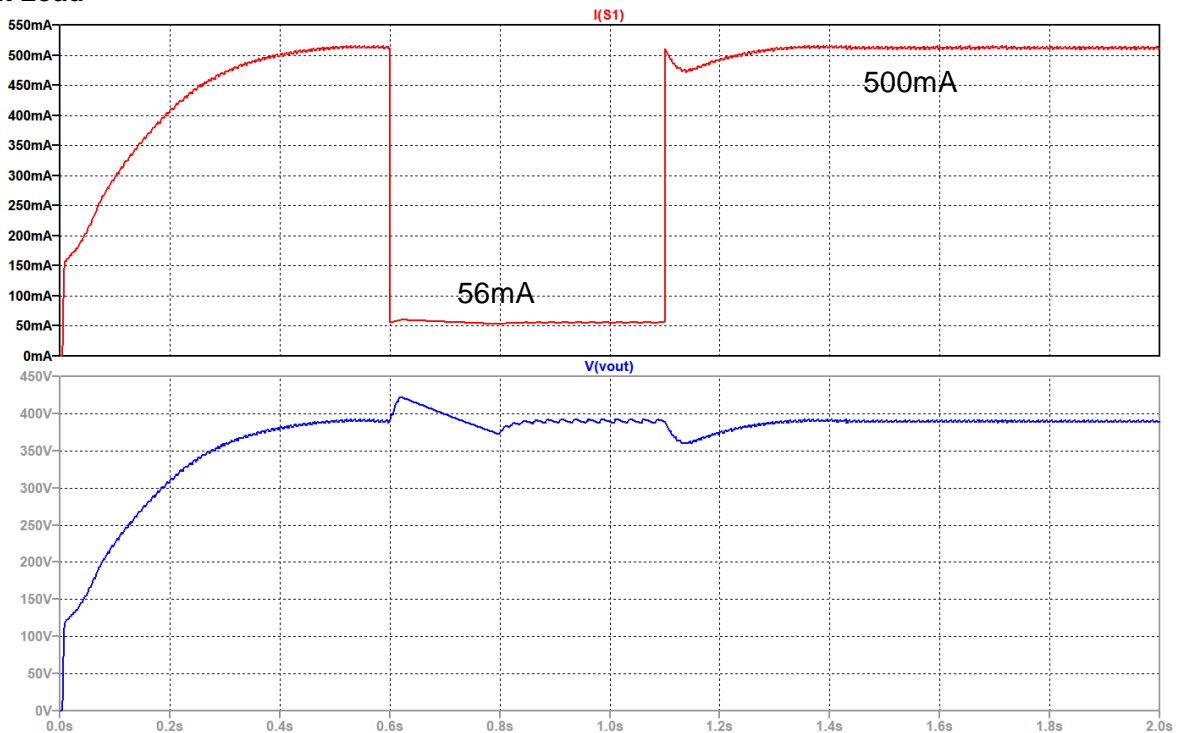


Light Load Testbench  
 Referred to Data Sheet



Simulation results are following.  
 Explanatory notes — : simulated

Light Load



---

## DISCLAIMER

1. This SPICE (Simulation Program with Integrated Circuit Emphasis) model and its content (the "Contents") are copyright of MoDeCH Inc. All rights reserved. Any redistribution or reproduction of any or all part of the Contents in any form is prohibited without express written permission made by MoDeCH Inc.
2. MoDeCH Inc. as licensor (the "Licensor") hereby grants to you, as licensee (the "Licensee"), a non-exclusive, non-transferable license to use the Contents as long as you abide by the terms and conditions of this DISCLAIMER.
3. The Licensee is not authorized to sell, loan, rent and redistribute or license the Contents in whole or in part, or in modified form, to anyone.
4. The Licensor shall in no way be liable to the Licensee or any third party for any loss or damage (including, but not limited to, lost profits, or other incidental, consequential, or punitive damages), however caused (including through negligence) which may be directly or indirectly suffered from, arising out of, or in connection with, any use of the Contents .
5. Notwithstanding anything contained in this DISCLAIMER, in no event shall Licensor be liable for any claims, damages or loss which may arise from the modification, combination, operation or use of the Contents with the Licensee's computer programs.
6. The Licensor does not warrant that the Contents will function in any environment.
7. The Contents may be changed or updated without notice. MoDeCH Inc. may also make improvements and/or changes in the products, pricing and/or the programs related to the Contents at any time without notice.



---

MoDeCH Inc.

Head Office

Location: 5-15 Yokoyama-cho, Hachioji-Shi, Tokyo 192-0081, Japan

Tel:+81-42-656-3360

E-Mail:[model-on-support@modech.co.jp](mailto:model-on-support@modech.co.jp)

URL:<http://www.modech.com/en/>