


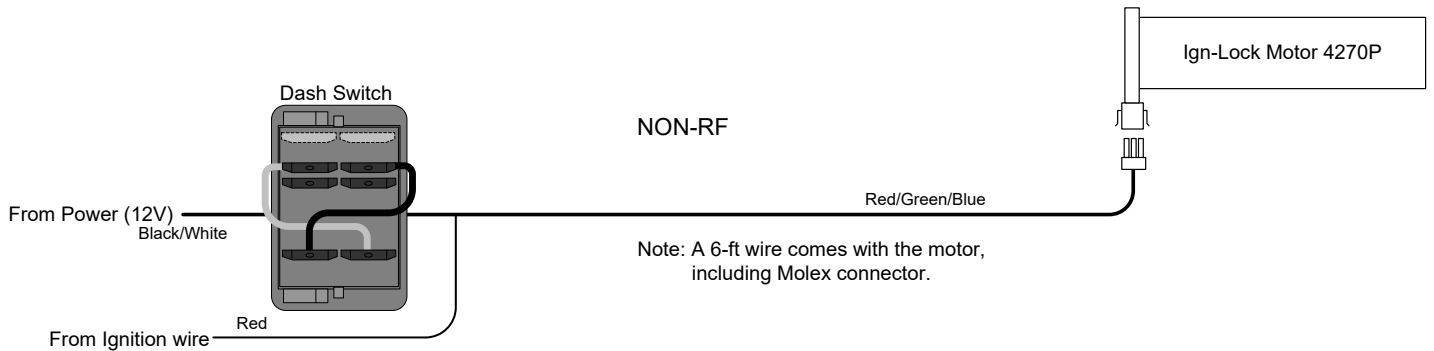


Quick Reference Guide (QRG) #5-2

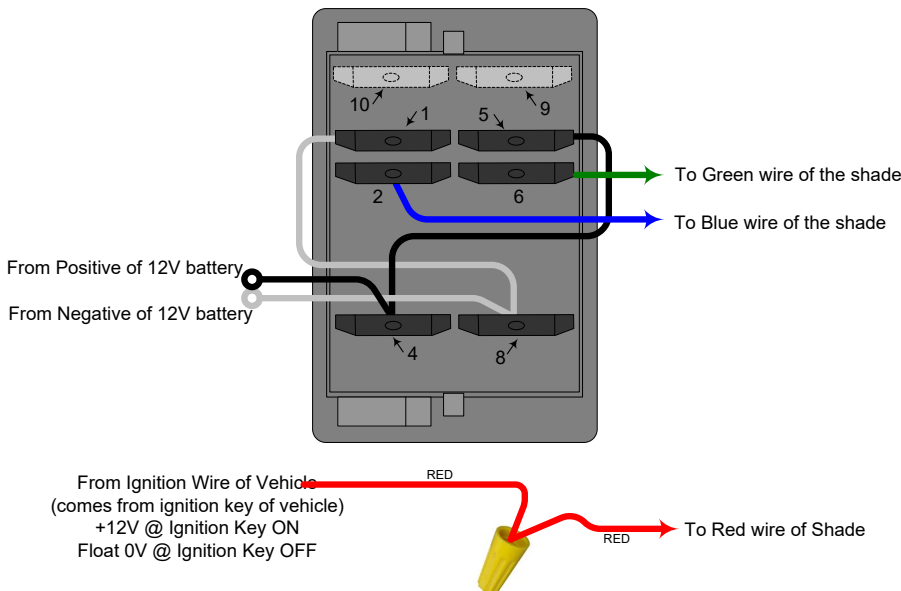
Wiring of Ignition Lock Motor 4270P (3-wires, 2nd Generation):



To program the limits, you will need a separate programmer with 2 wires (A) that plug into the motor head; once done, the program wires can be disconnected. For programming instructions, refer to [QRG #7-2](#) "Programming Limits of 2nd Generation Ignition Lock Motor 4270P".



Wiring Diagram for Single Shade:





Wiring Diagram for Dual (2) Shades:

