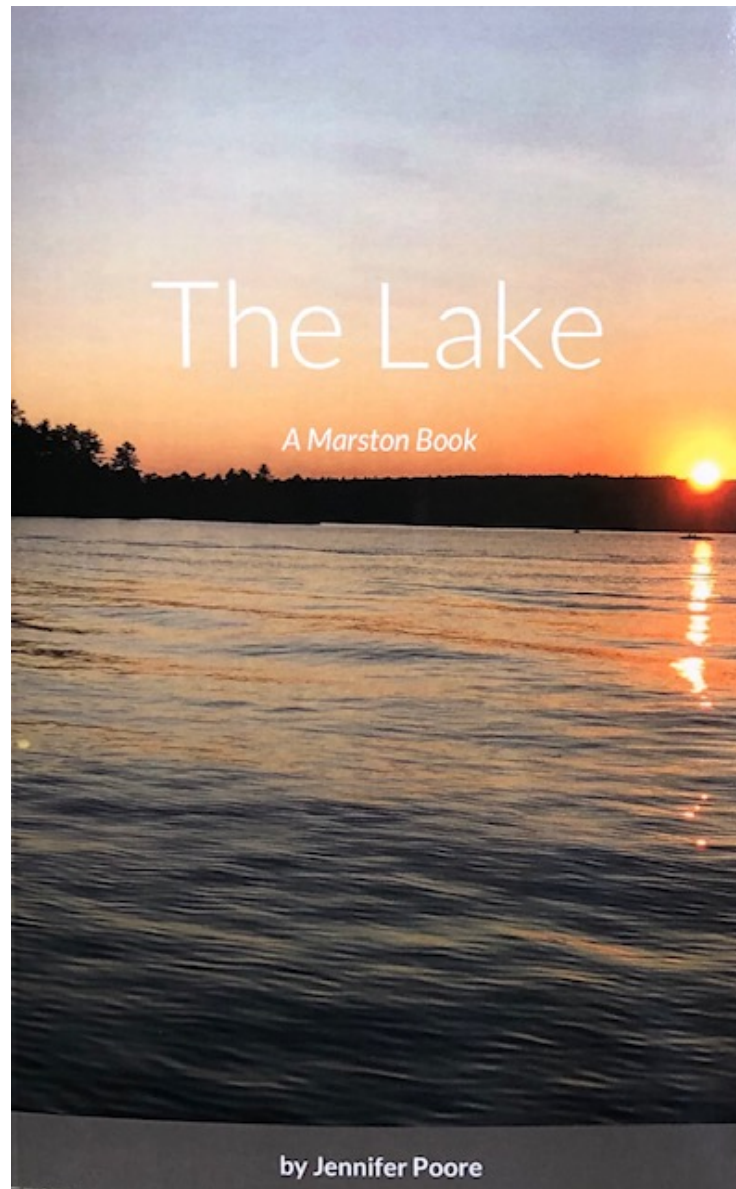



The Lake file folder game







ocean

lake

hammock

canoe

American flag

s'more

eagle

loon

float plane

ducks


speed boat

pontoon boat

Directions


To make this file folder game print out pages 1-4.

Laminate pages 1 & 2 together - Page one is the front, page two is the back. Page one will act as the "cover" for your file folder game so you can identify it easily.



Laminate pages 3 and 4 separately.

Tape the 1+2 page and page 3 together with clear packing tape.



Cut out the words on page 4.

Place the words in a plastic baggie. Use clear packing tape to attach the baggie to the back of the game.



- * For a different variation of the game a copy of pages 2 and 3 could be printed, laminated, and cut into squares. Students could then match picture to picture.
- * Also, if you do not have access to a laminator, you could use card stock.