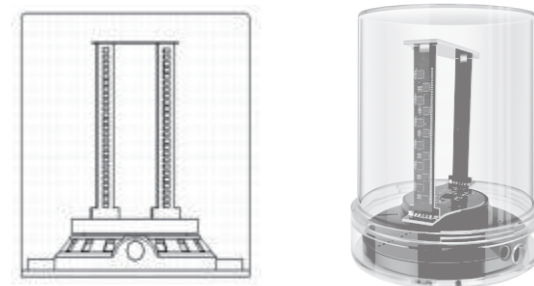


Newest Hot Selling

360°3D Holographic Air Display



Product Parameters

360°3D Holographic Air Display	
High Definition: High Brightness RGB	Lifespan: >30000hours
Resolution:1080P	Power rating: 10W
LED Quantity: 360A-160pcs/360B288PCS(1608LEDS)	
Voltage: Adapter AC100-240V,50/60HZ INPUT:DC12V/3A	
Support format:MP4/AVI/RMVB/MOV/GIF/JPG/PNG	
Sheathing material:PMMA+PC+Hardware	Play files: bin
Viewing angle: 360°Image	
size: 360A 9*29CM/360B 26*81CM	
360A Package size: 12.5*12.5*16cm Weight: 875g/pcs	
Accessories:Cover, Remote Control, Screw, Memory Card, Card Reader	

Product Warranty

Within one year guaranty from selling the goods

The following situation don't belong to the scope of a free warranty

- The company is not responsible for any special, occasional or indirectly damaged .
- Damage caused by unauthorized disassembly
- Damaged caused by falling,movement or transportation after purchase
- Exceed the warranty period

Attention

- Before turning on the power,check the machine base is stable and the light bar install firmly and safe
- Please install the product in a safe location,when machine is working,please don't touch and better hang a "No Touch"warning

3.This product is an electronic product,please pay attention to waterproof and dust-proof,.If there is dust, stains or water droplets on the surface of the machine, please wipe it with a soft dry cloth;Do not use volatile organic solvents, such as gasoline and alcohol, to clean the surface of the machine.

4.This product consists of high-density components, users are prohibited to dismantle, repair, modify or heavy fall, to avoid damage to the machine.

5.Do not use or store the machine in high temperature, high pressure, strong magnetic field, large dust and wet environment.

- Power on the 3d hologram fan. connect the WiFi (WiFi name 3D-xxx), WiFi password:123456789
- Open the app and choose model No. select button + to upload the video to play and control

Software Attention

Thank you for purchase our Hologram display, before use the software, please prepare your video firstly, your video better design as following:

- Pure black background (will looks 3 D)
- MP4 / AVI/ RMVB/ MKV/ GIF/ JPG/ PNG
- 10 - 15 seconds video time suggested

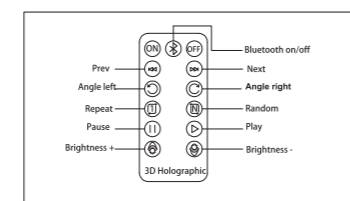
Tips:

- Software use on Windows 7 / Windows 8 / Windows 10 com - puter operating system .
- The hologram devices only read bin file, other formats please convert to bin files firstly, thanks .

Bluetooth Instructions

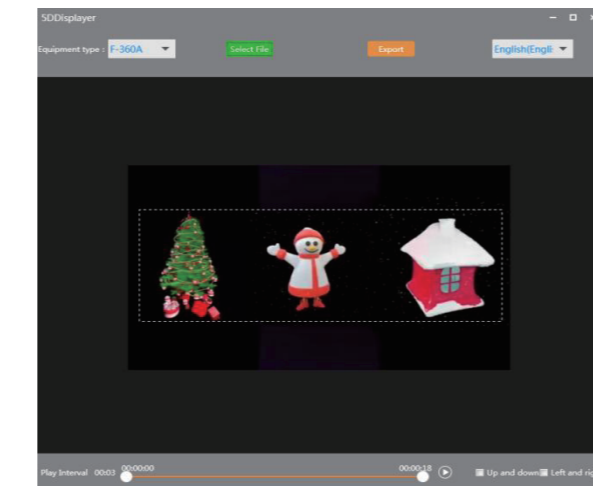
- Press the Bluetooth symbol button of the remoter once to turn on Bluetooth , the Bluetooth speaker will be automatically connected.If the video has audio, the audio will be synchronously play with the video file.
- Press the Bluetooth symbol twice at intervals of 1-2 seconds, the Bluetooth turn off
- Connect the product to the APP, Setting Bluetooth switch on or off can control the audio freely

Diagram of Remoter



PC Instructions

- Install " 5D DISPLAYER" PC software
- Select the language --select the machine model --select the media file(video or picture) to be converted--adjust the selected file, setting the playing time, up, down, left and right symmetry --Scroll the mouse button to zoom the media screen--click the" export" button--named the file and select a folder to save the file--copy it to TF card to play



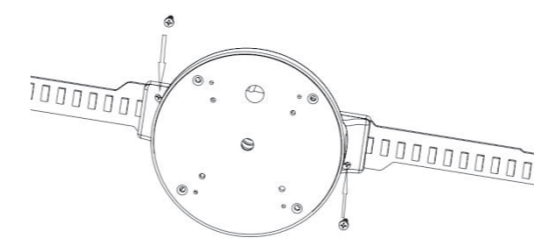
App Instructions

The App support Android and IOS, APP name : 5D Displayer. Make sure Bluetooth is closed before uploading files.

- IOS Download 5D Displayer in APP store
- Download app: App and PC software can be found in the SD card attached in the fan

Product Installation

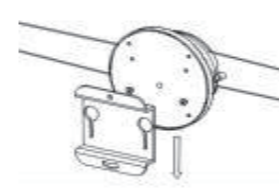
In order to make the light bar firmer and safer, it is recommended to fix the light bar twice with two screws behind the lamp board bracket. The screw positions are as shown in the figure:



Danger Alert: please make sure the light bar firmly,otherwise the light

bar will be thrown out and damaged

- Select the installation position, make 2 fixed holes on the wall, and the hole distance is consistent with the fixed bracket
- Install the fixed bracket on the wall by expansion screws.

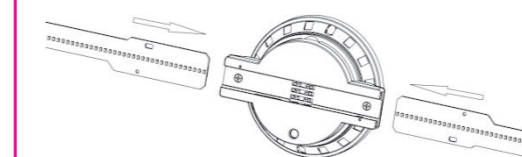


Product Parameters

HOLOGRAPHIC ADVERTISING MACHINE	
Support Language:English,Chinese,Japanese,Korea,German	
High Definition: High Brightness RGB	Lifespan:> 35000 hours
Resolution: 4.3 cm 2.3 4 led 5 1.2 * 2.3 4 P 25CM/32CM/45/50CM/60CM/75CM: 1080P	Power rating: 43cm:234leds10-18W/302leds:15-25w/60cm:25-35W
LED Quantity: 4.3 cm: 2.3 4 leds/ 3.0 2 leds 60cm:402leds	Image Size:11/18/20/25/32/50/45/50/60/75CM
Voltage: Adapter AC100-240V,50/60HZ 25/32/43CM:Output DC12V / DC24V/TYPE-C:DC5V/3A (according to specified model)	
Support format: MP4 / AVI/ RMVB/ MOV/ GIF/ JPG/ PNG	
Sheathing material: ABS+ PC+ Hardware Play files: bin	
Viewing angle: 170°	
Accessories:3D FAN, Remate Control, Screw, Memory Card, Card Reader, Fixed Bracket, Spirit level, Power Supply, User Manuel	

Product Installation

- Mounting the light bar
As shown in the figure, insert the light board into the guide groove of the light bar with the light bead face upward. When the light board is inserted in place, the lock catch will automatically lock the light board, and then gently pull it back to check whether the light board is firmly stuck



Smart 3D Hologram LED

Instruction Manual

