

tess de meerleer

size chart

To find your ring size, choose a ring which fits the same finger and hand as the ring you intend to buy. Place this ring on the circles below to decide which size you need to choose. The diameter of the circle has to have the exact same diameter as the interior of your own ring.


The line needs to stay visible when you place your ring on the circles. If your ring is between two sizes, we advise you to size up. Please note that the style of the ring can affect the ring size. With stacked rings, we advise to select a larger size than your regular size.

Please print this page without scaling. To verify if this page is printed correctly, use a ruler to measure the scale. It should correspond with the scale mentioned below.


scale 2cm

Place your ring on the circles


48




49



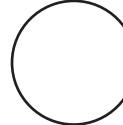
50




51




52




53




54




55




56




57




58



59



60



61

