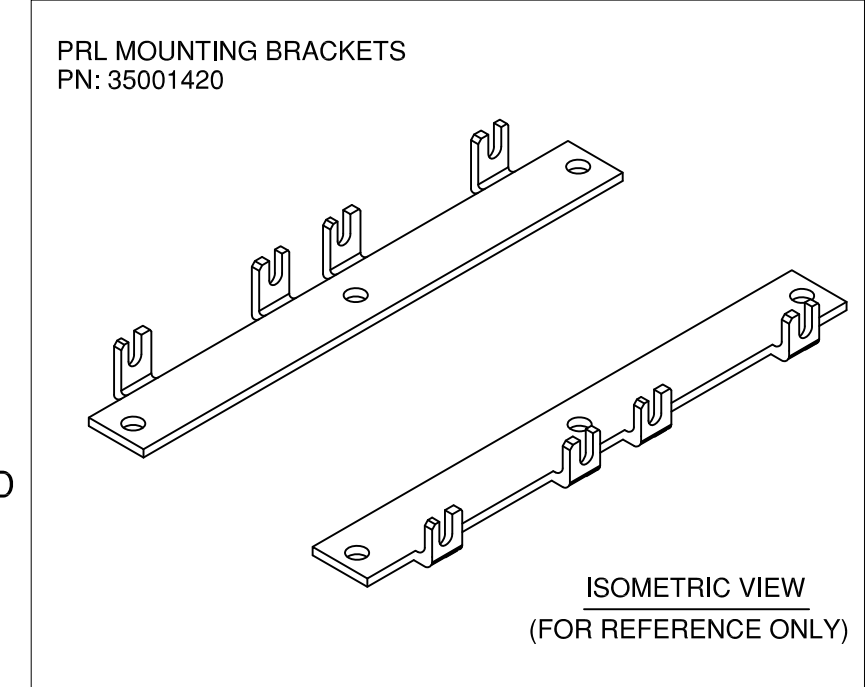


REVISION HISTORY				
ZONE	REV	DESCRIPTION	DATE	APPRD
	X1	ADDED PRL-176 AND PRL-260ANT	02-15-06	
	X2	ADDED DIMENSIONS FOR SMA, BNC, TRIAX AND KNOB.	03-21-06	
	X3	NEW DIMENSIONS & NOTATIONS ADDED FOR CLARITY	01-08-08	
	X4	DIMENSIONS ADDED FOR CLARITY, TGL. SWITCH ADDED	09-02-09	
	X5	DIM. "B" FOR PRL-414 WAS 2.70 IN ERROR, NEW "C" DIM., TITLE, & ISO VIEW ADDED, TABLE MODIFIED	10-14-10	
	X6	TABLE UPDATED W/ NEW MODEL NUMBERS	09-23-11	
	X7	THREADED BNC CONNECTOR ADDED.	05-14-15	



- NOTE: UNLESS OTHERWISE SPECIFIED.
1. ALL DIMENSIONS ARE IN INCHES.
 2. CONNECTOR LENGTH MAY VARY UP TO 0.08".
 3. ALLOW FOR STRAIN RELIEF OF COAX CABLES.
 4. DIMENSION "C" COVERS THE LENGTH OF THE ALU. EXTRUSION + BOTH ENDPLATES.

"C" LENGTH (INCHES)	EXAMPLE MODULE MODEL NO.	"A" LENGTH (INCHES)	"B" LENGTH (INCHES)
1.50	PRL-852A	1.00	1.60
2.20	PRL-431N	1.70	2.30
2.90	PRL-414B	2.40	3.00
3.90	PRL-425T	3.40	4.00
6.10	PRL-260BNT	5.60	6.20
8.10	PRL-470B	7.60	8.20

UNLESS OTHERWISE SPECIFIED DIMENSIONS ARE IN INCHES. TOLERANCES ARE
 DECIMALS ANGLES
 .XXX±.008 ±5°
 .XXXX±.0005

DO NOT SCALE DRAWING

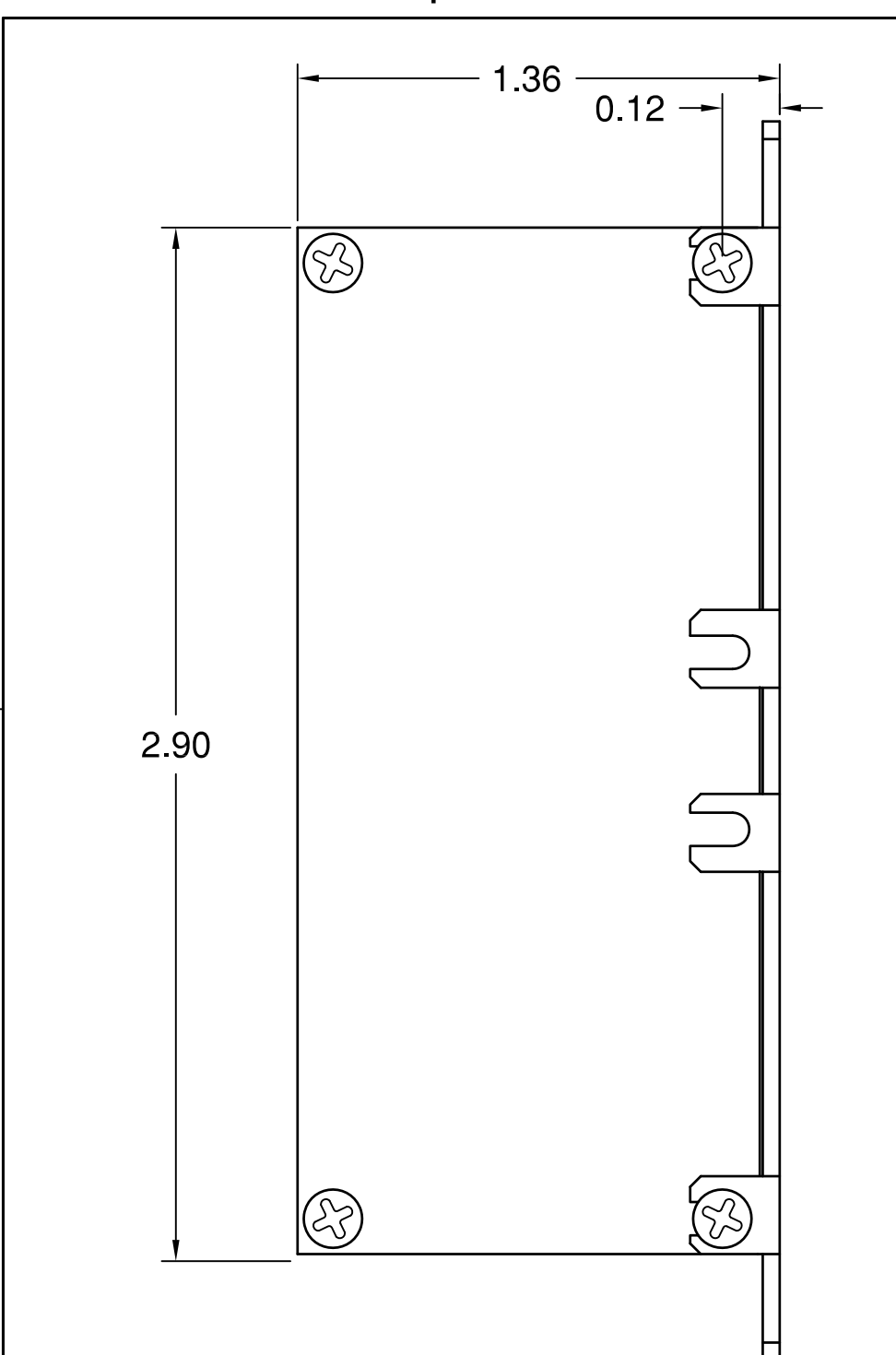
APPROVALS	DATE
DRAWN R. PASCUAL	09-02-09
CHECKED R.P.	05-14-15
ENGR	

PULSE RESEARCH • LAB


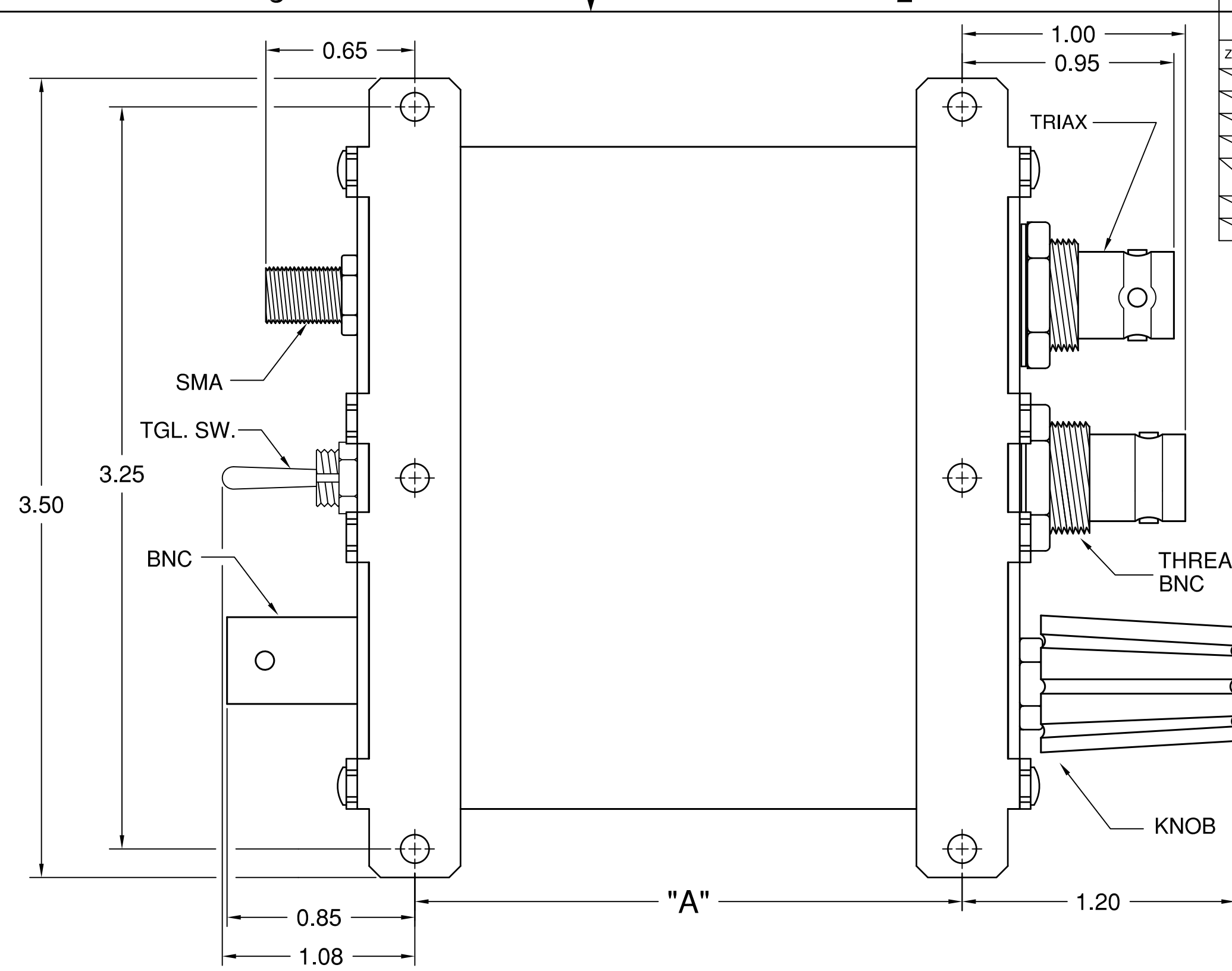
1234 FRANCISCO ST.
TORRANCE, CA 90502

TITLE **MOUNTING BRACKETS FOR PRL - MODULES**

SIZE C	CAGE CODE	DWG NO. 39001085	REV. X7
SCALE 1:1		SHEET 1 OF 1	



SINGLE MOUNTING HORIZONTALLY 0.05 TYP



DOUBLE MOUNTING VERTICALLY

