



realfyre

Direct Vent Inserts



Real Fyre® Direct Vent Inserts • 2017 Product Brochure • RH Peterson Co.

RH  PETERSON co.

Experience

the Real Fyre™ Difference...

Nothing brings family and friends together like the beauty and warmth of a fire. Real Fyre® Direct Vent Gas Inserts combine dancing flames and glowing embers for the look of a wood fire but with the convenience and efficiency of a modern gas heater. Direct vent “sealed combustion” technology lets you turn down your central heating system and enjoy your fireplace while “zone heating” just the room you’re in.

Choose from the full function remote control iSeries models with intermittent (IPI) electronic ignition or the millivolt mSeries standing pilot unit. Both come in three sizes to fit most masonry or factory-built fireplaces. The large glass viewing window showcases your choice of four beautifully detailed oak Real Fyre® gas log sets:

- **Burnt American Oak**
- **Split Burnt American Oak**
- **Charred Ancient Oak**
- **Charred Rustic Oak**

Personalize your insert with either a brick pattern (traditional or herringbone) inner firebox liner or a handsome black porcelain version to silhouette the logs and reflect the flames. Then complete your unit with a surround highlighted with one of the many decorative fascia overlays in a variety of finishes to match your style and décor.



CRAFTED WITH PRIDE



IN THE USA



Pictured: 30" iSeries Direct Vent Insert (DVI-30i-11-33N) with Burnt American Oak logs, Small 4-sided surround, Traditional Brick interior liner and Satin Stainless Frame decorative overlay.

iSeries



Robust thermocouple pilot system paired with electronic control for reliable performance.

Concealed control panel easily accessible behind the hinged surround cover.

Pictured: 30" iSeries Direct Vent Insert (DVI-30i-11-33N) with Charred Rustic Oak logs, Medium 3-sided surround, Black Porcelain interior liner and Vintage Iron Mission decorative overlay.

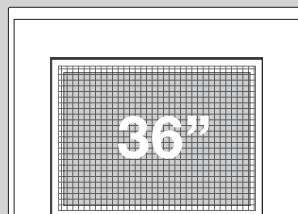
iSeries Gas Inserts

Standard Features

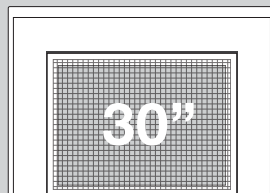
- Expansive viewing area showcases the log set and fire to the entire room
- Choice of natural gas or propane models in three sizes to fit most fireplaces
- Adjustable flames and heat with dual burners (DVI-30i and DVI-36i models)
 - **DVI-25i:** 17,000 to 25,000 BTU's natural gas & 14,000 to 20,000 BTU's propane
 - **DVI-30i:** 10,000 to 32,000 BTU's natural gas & 10,000 to 29,000 BTU's propane
 - **DVI-36i:** 11,000 to 40,000 BTU's natural gas & 10,000 to 33,000 BTU's propane
- Specially crafted Real Fyre® Burnt American Oak, Split Burnt American Oak, Charred Ancient Oak and Charred Rustic Oak logs with dancing flames and glowing embers closely simulate the look and feel of wood burning fire
- High performance 125 CFM blower distributes heat quickly and quietly
- Electronic ignition system with battery back-up – saves energy and works in a power failure
- Automatic pilot ensures the pilot is operating in cold weather – recommended for reliable operation of direct vent gas hearth products in cold climates
- Accent light highlights logs with or without the fire on
- Choice of brick pattern (traditional or herringbone) for the look of a masonry fireplace or black porcelain to silhouette the logs and reflect the flames
- Surrounds in 3-sided or 4-sided configurations cover most fireplace openings and may be highlighted with decorative overlays in a variety of finishes to match your style and décor
- Full Function remote control puts you in command of flame and heat adjustments, thermostatic or timer operations as well as control of the blower and light dimmer




Available Sizes



#DVI-36i-11-33N(P)



#DVI-30i-11-33N(P)




#DVI-25i-11-33N(P)

Available Options



4-Sided Surrounds w/hinged panel




3-Sided Surrounds w/hinged panel



Gas Logs




Decorative Overlays



Interior Liners

mSeries



Concealed control panel easily accessible behind the hinged surround cover.

Pictured: 36" mSeries Direct Vent Insert (DVI-36m-01-32N) with Burnt American Oak logs, Medium 3-sided surround, Herringbone Brick interior liner and Satin Stainless Frame decorative overlay.

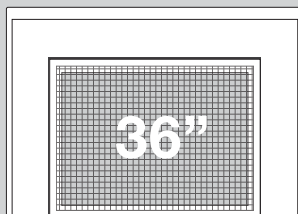
mSeries Gas Inserts

Standard Features

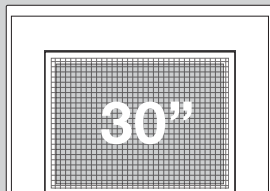
- Reliable millivolt ignition system with standing pilot ensures operation in a power failure
- Expansive viewing area showcases the log set and fire to the entire room
- Hand held on/off remote with temperature display and thermostatic control function
- Easily accessible controls to adjust flames and blower speed hidden in surround
- Choice of natural gas or propane models in three sizes to fit most fireplaces
- Adjustable flames and heat
 - **DVI-25m:** 17,000 to 25,000 BTU's natural gas & 17,000 to 20,000 BTU's propane
 - **DVI-30m:** 23,000 to 32,000 BTU's natural gas & 23,000 to 29,000 BTU's propane
 - **DVI-36m:** 30,000 to 40,000 BTU's natural gas & 28,000 to 33,000 BTU's propane
- Specially crafted Real Fyre® Burnt American Oak, Split Burnt American Oak, Charred Ancient Oak and Charred Rustic Oak logs with dancing flames and glowing embers closely simulate the look and feel of wood burning fire
- Thermally activated, high performance 125 CFM blower distributes heat quickly and quietly
- Surrounds in 3-sided or 4-sided configurations cover most fireplace openings and may be highlighted with decorative overlays in a variety of finishes to match your style and décor




Available Sizes



#DVI-36m-01-32N(P)



#DVI-30m-01-32N(P)



#DVI-25m-01-32N(P)

Available Options



4-Sided Surrounds w/hinged panel




3-Sided Surrounds w/hinged panel



Gas Logs



Decorative Overlays



Interior Liners

Gas Log Options

You no longer have to sacrifice looks to have an efficient fireplace. Specially crafted Real Fyre® Burnt American Oak, Split Burnt American Oak, Charred Ancient Oak and Charred Rustic Oak logs with dancing flames and glowing embers closely simulate the look and feel of wood burning fire.



Scan to see video.



Charred Ancient Oak

Pictured: 30" log set with Black Porcelain liner



Charred Rustic Oak

Pictured: 30" log set with Black Porcelain liner



Burnt American Oak

Pictured: 30" log set with Traditional Brick liner



Split Burnt American Oak

Pictured: 30" log set with Black Porcelain liner

Decorative Overlay Options

All Real Fyre® Direct Vent Inserts include a standard fine mesh barrier screen that complies with safety requirements and helps prevent contact with hot glass surfaces. Stylish optional Frame Overlays are easily installed and are available in a variety of finishes. Or choose a Nest or Mission Overlay for a more dramatic presentation.

Nest Overlays



Black



Satin Stainless Steel



All Real Fyre® Direct Vent Inserts include a **Black Frame Overlay**.

Mission Overlays



Black



Vintage Iron



Bronze

Frame Overlays



Rose Gold



Satin Stainless Steel




Bronze

Firebox Interior Liners



Black Porcelain



Herringbone Brick






Traditional Brick

Insert Surrounds

(with hinged access panel and mesh barrier screen)



Shown: 30" insert with Medium 3-Sided Surround (#DVS-30-3B)





3-SIDED SURROUND DIMENSIONS

DESCRIPTION	DVI-25		DVI-30		DVI-36		ALL
	Width	Height	Width	Height	Width	Height	
Small	34 $\frac{3}{8}$ "	22 $\frac{1}{2}$ "	38 $\frac{3}{8}$ "	25 $\frac{1}{2}$ "	43 $\frac{3}{8}$ "	30"	1 $\frac{1}{2}$ "
Medium	37 $\frac{3}{8}$ "	25 $\frac{1}{4}$ "	41 $\frac{3}{8}$ "	28"	45 $\frac{3}{8}$ "	32"	1 $\frac{1}{2}$ "
Large	40 $\frac{3}{8}$ "	28"	44 $\frac{3}{8}$ "	31"	49 $\frac{3}{8}$ "	35"	1 $\frac{1}{2}$ "



Shown: 30" insert with Small 4-Sided Surround (#DVS-30-4A)



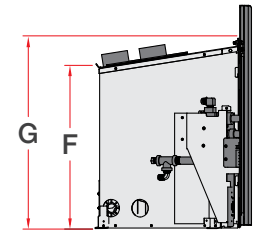
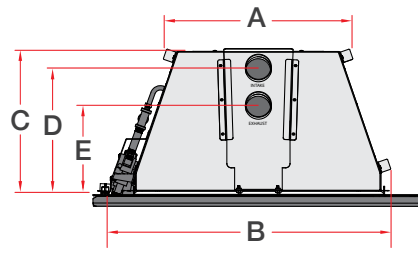
4-SIDED SURROUND DIMENSIONS

DESCRIPTION	DVI-25		DVI-30		DVI-36		ALL
	Width	Height	Width	Height	Width	Height	
Small	34 $\frac{3}{8}$ "	27"	38 $\frac{3}{8}$ "	30"	43 $\frac{3}{8}$ "	33"	1 $\frac{1}{2}$ "
Medium	37 $\frac{3}{8}$ "	30"	41 $\frac{3}{8}$ "	33"	45 $\frac{3}{8}$ "	36"	1 $\frac{1}{2}$ "

Specifications

Real Fyre® Direct Vent Inserts

The specifications, dimensions and clearances listed in this page are for reference purposes only. Refer to the unit owner's manual prior to installation and operation of the insert.



iSeries

mSeries

	DVI-25i	DVI-30i	DVI-36i	DVI-25m	DVI-30m	DVI-36m
UNIT DIMENSIONS						
Rear Width (A)	21"	22"	24½"	21"	22"	24½"
Front Width (B)	28"	32¼"	35"	28"	32¼"	35"
Unit Depth (C)	14½"	16⅞"	17⅝"	14½"	16⅞"	17⅝"
Intake Vent Depth (D)	12"	14½"	14½"	12"	14½"	14½"
Exhaust Vent Depth (E)	7⅞"	10¼"	10¼"	7⅞"	10¼"	10¼"
Rear Height (F)	15¾"	18¾"	22"	15¾"	18¾"	22"
Front Height (G)	19"	22"	25½"	19"	22"	25½"
PERFORMANCE						
BTU Range (Natural Gas)	17k to 25k	10k to 32k	11k to 40k	17k to 25k	23k to 32k	30k to 40k
BTU Range (Propane)	14k to 20k	10k to 29k	10k to 33k	17k to 20k	23k to 29k	28k to 33k
Steady State Efficiency *	73.6%	77.4%	77.7%	77.7%	76.8%	79.2%
Canadian Energuide Efficiency **	70.3%	71.1%	71.5%	71.1%	70.7%	72.4%
FEATURES						
Ignition System	Electronic w/Automatic Pilot & Battery Backup †			Millivolt with Standing Pilot		
High Performance 125 CFM Blower	Controlled with Remote			Thermally Activated		
Remote Control	Full Function with Digital Display			ON/OFF with Temperature Display		
Adjustable Flame Height	Yes	Yes	Yes	Yes	Yes	Yes
Dual Burners	No	Yes ‡	Yes ‡	No	Yes	Yes
Accent Light	Yes	Yes	Yes	No	No	No

* Measures efficiency when an appliance like a gas insert runs continuously for several hours.

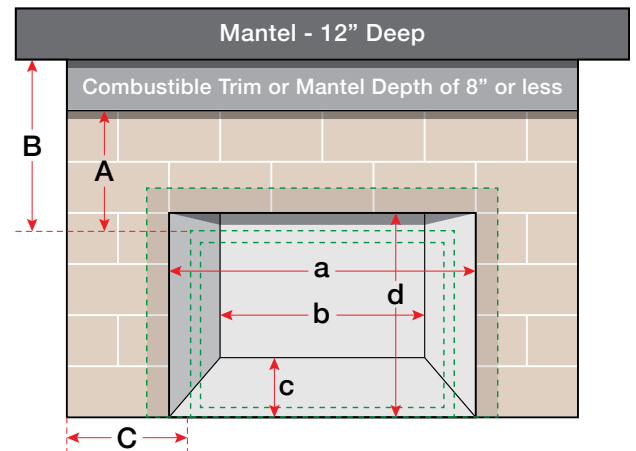
** Energuide is a rating used in Canada to measure fireplace efficiency.

† Automatic Pilot ensures the pilot is operating in cold weather - recommended for reliable operation of direct vent gas hearth products in cold climates.

‡ Rear burner on iSeries inserts (30" & 36") can be turned off for maximum temperature range.

FIREPLACE REQUIREMENTS

MINIMUM FIREPLACE OPENING		DVI-25	DVI-30	DVI-36
Front Width (a)		30½"	35"	38"
Rear Width (b)		21½"	22½"	26"
Depth (c)		15½"	18½"	19½"
Height (d)		20"	22½"	26"
MINIMUM CLEARANCE TO COMBUSTIBLES		DVI-25	DVI-30	DVI-36
Clearance needed from top edge of insert to combustible trim or 8" depth mantel (A)		16"	16"	16"
Clearance needed from top edge of insert to 12" depth mantel (B)		22"	22"	22"
Clearance needed from side edge of insert to combustibles or side wall (C)		7"	7"	7"





Pictured: 25" mSeries Direct Vent Insert (DVI-25m-01-32N) with Burnt American Oak logs, Small 3-sided surround, Traditional Brick interior liner and Satin Stainless Nest decorative overlay.

Real Fyre® Direct Vent Inserts Limited Warranty Highlights

The insert body and firebox are **WARRANTED** as long as you own them (**LIFETIME**).

Burner assemblies are **WARRANTED** for **TEN (10) YEARS**.

Ceramic Glass Panel is **WARRANTED** for **FIVE (5) YEARS** (thermal breakage only).

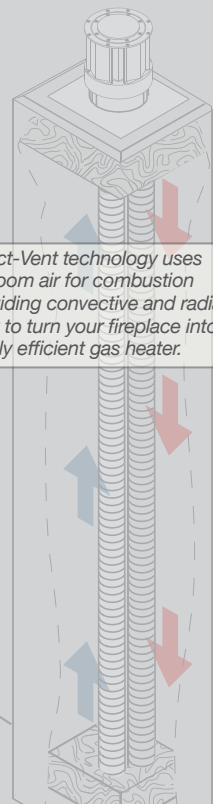
Gas logs are **WARRANTED** for **FIVE (5) YEARS**.

Electronics and Gas Controls are **WARRANTED** for **ONE (1) YEAR**.

This warranty applies to the original purchaser with proof of purchase and to single family residential use only. For additional information regarding this warranty, or to place a warranty claim contact your authorized Real Fyre® dealer.


As with any heating appliance, this gas insert is extremely hot during and after operation and there is a risk of serious burns if care is not taken in the operation of the unit. Read all safety and operation information before using this appliance. For further information, consult your dealer. Local conditions including wind, elevation, vent configuration and type of gas will have an effect on the appearance of the flames and heating performance. Diagrams, illustrations and photographs are not to scale – consult installation and owner's manual.

The Robert H. Peterson Co. reserves the right to amend product specifications without prior notice.



Direct-Vent technology uses no room air for combustion providing convective and radiant heat to turn your fireplace into a highly efficient gas heater.

Uses 3" air intake and 3" exhaust outlets with locally sourced listed vent system.



RH PETERSON CO.

14724 Proctor Ave. City of Industry, CA 91746
www.realfyre.com • (800) 332-3973