
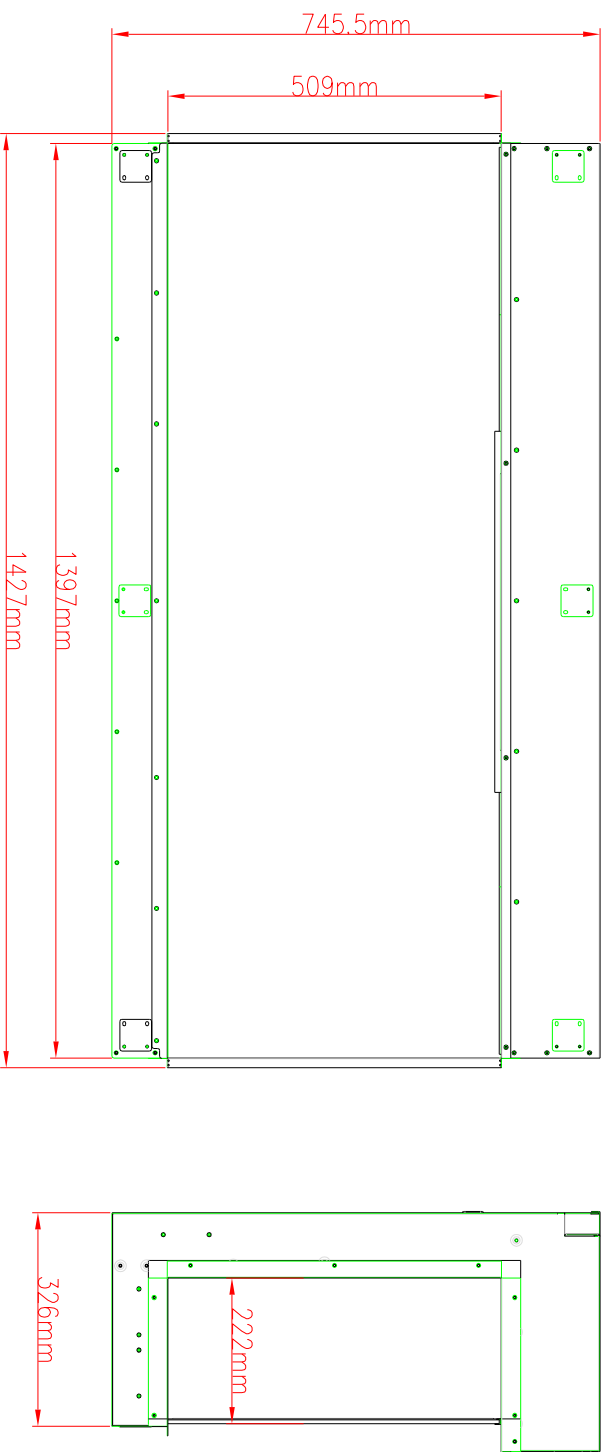


## TECHNICAL SPECIFICATIONS

VOLTS	120V / 240V
AMPS	12.5A / 12.1A
WATTS	1500W / 3000W
HEATER	HIGH 1500W/3000W watts LOW 750W/1500W watts
NO HEATER	46.3 WATTS MAX
LAMPS	QUANTITY 192PCS LED WATTS 0.5W&0.15W&0.08W
ROTOR MOTOR	TOTAL WATTS 32.3 W 3 at 8.7 watts
HEIGHT,WIDTH,DEPTH	74.6 X 142.7 X 38.2 cm
GLASS VIEWING OPENING	139.7 X 50.9 cm
SHIPPING SIZE	88 X 156.4 X 48 cm
SHIPPING WEIGHT	84 Kgs
GLASS FRONT	UNIT 1 Included
PLUG LOCATION	Left Side
CORD LENGTH	70.9 < L
APPROX.HEATING AREA	400 SQ.FT / 800 SQ.FT



SERIES  
TRV-BESPOKE

MODEL  
TRV-55 BESPOKE

REV  
1

SCALE 1"=1'-0"

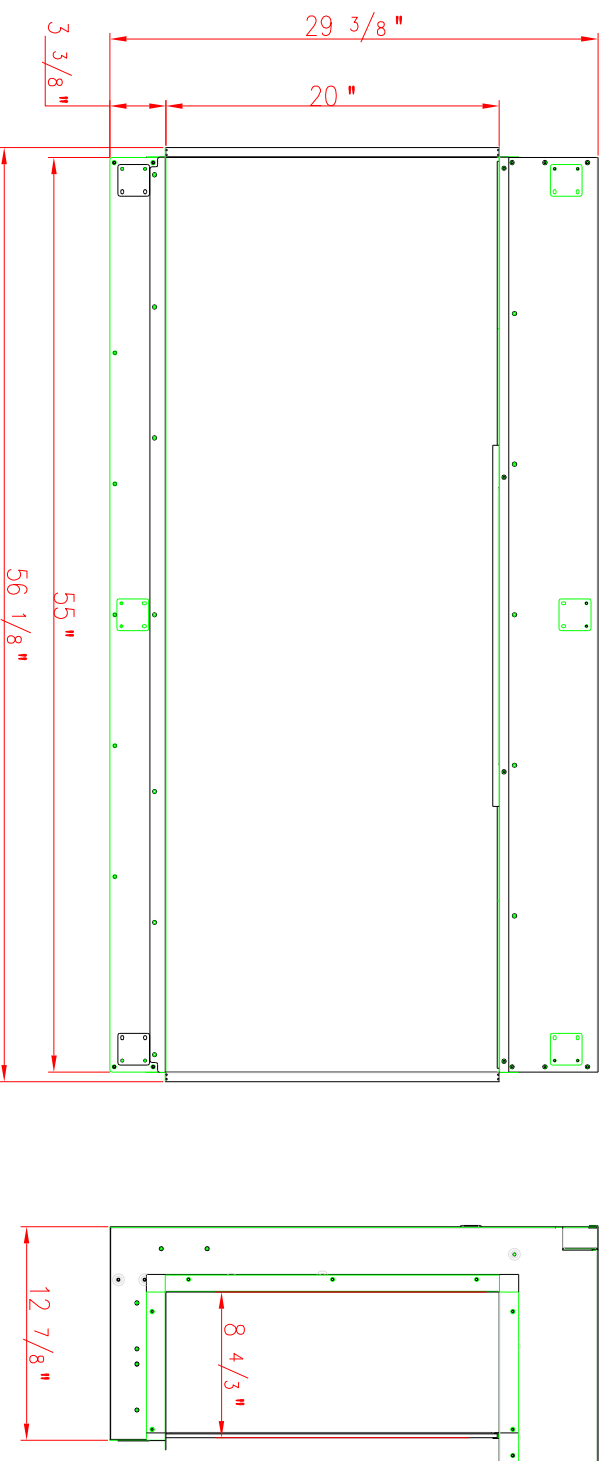
DATE:11/28/2022

SHEET 1 OF 1



## TECHNICAL SPECIFICATIONS

VOLTS	120V / 240V
AMPS	12.5A / 12.1A
WATTS	1500W / 3000W
HEATER	HIGH 1500W/3000W watts
	LOW 750W/1500W watts
NO HEATER	46.3 WATTS MAX
LAMPS	QUANTITY 192PCS LED
	WATTS 0.5W&0.15W/0.06W
TOTAL WATTS	32.3 W
ROTOR MOTOR	3 at 8.7 watts
HEIGHT, WIDTH, DEPTH	29 3/8 " X 56 1/8 " X 15 "
GLASS VIEWING OPENING	55 " X 20 "
SHIPPING SIZE	34 5/8 " X 61 5/8 " X 18 7/8 "
SHIPPING WEIGHT	194.8 LBS
GLASS FRONT	UNIT 1 Included
PLUG LOCATION	Left Side
CORD LENGTH	70.9 < L
APPROX. HEATING AREA	400 SQ. FT. / 800 SQ. FT.



SERIES  
TRV-BESPOKE

MODEL  
TRV-55 BESPOKE

REV  
1

SCALE 1"=1'-0"

DATE: 11/28/2022

SHEET 1 OF 1

