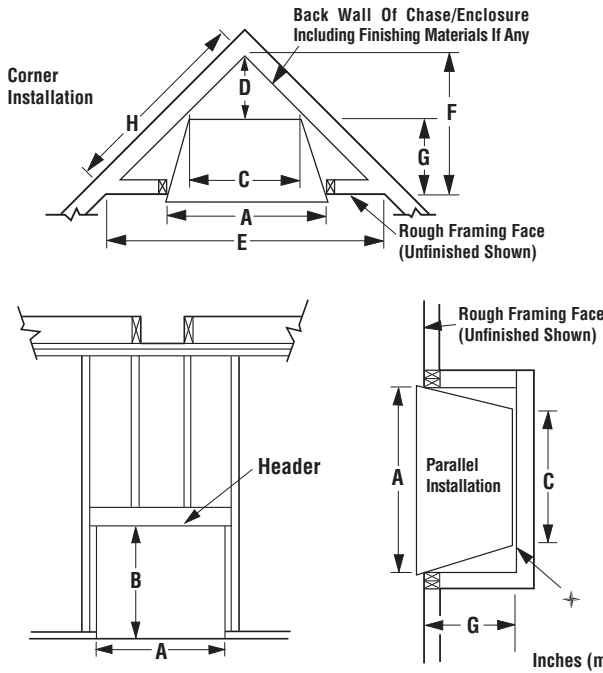


Orion™ Series

Appliance Specifications

UNIVERSAL VENT-FREE FIREBOXES

Framing Dimensions



Listing



LISTING: These Universal Vent-Free (built-in) Fireboxes have been tested and approved as Ventless Firebox Enclosures for Gas-Fired Unvented Decorative Room Heaters to ANSI Z21.91.

APPROVED GAS LOGS: These appliances are approved for use ONLY with Vent-Free Gas Log Room Heaters listed to ANSI Z21.11.2 which have an input not to exceed 40,000 BTU/Hr.

Framing Dimensions			
Opening	ORION32 Series	ORION36 Series	ORION42 Series
A	38-1/4 (972)	42-1/4 (1073)	48-1/4 (1226)
B	40-1/4 (1022)	40-1/4 (1022)	40-1/4 (1022)
C	19-5/8 (499)	23-5/8 (600)	29-5/8 (753)
D	10-1/4 (260)	12-1/4 (311)	15-1/4 (387)
E	59-3/4 (1518)	63-3/4 (1619)	69-3/4 (1772)
F	29-7/8 (759)	31-7/8 (810)	34-7/8 (886)
G*	20-1/2 (521)	20-1/2 (521)	20-1/2 (521)
H	42-1/4 (1073)	45 (1143)	49-3/8 (1254)

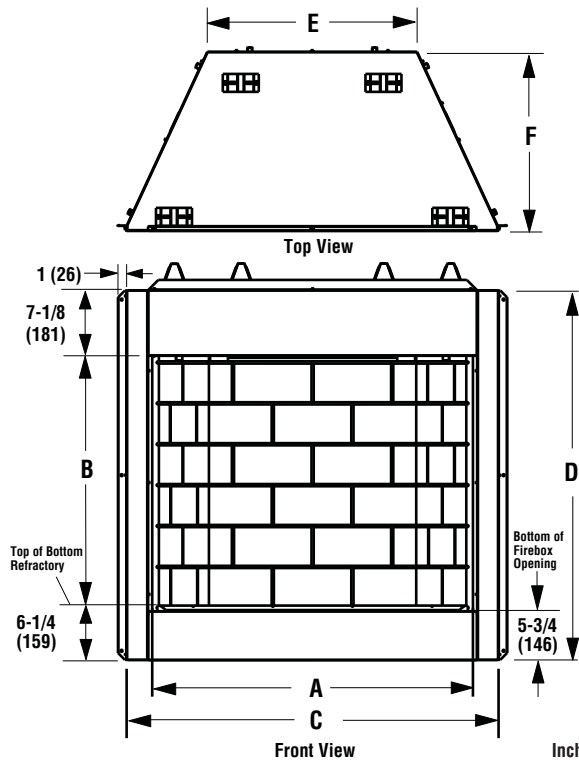
* Back wall of chase/enclosure including finishing materials, if any.

WARNING:

- Do not fill spaces around the firebox with insulation or other materials.
- Do not notch framing or alter the spacers on the appliance.

Inches (millimeters)

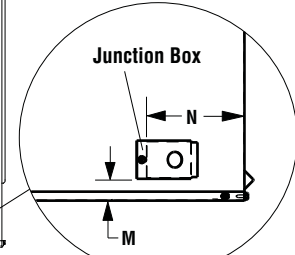
Fireplace Dimensions



Interior Firebox Dimensions**			
Firebox Model	32"	36"	42"
Front Width	31 (788)	35 (889)	41 (1042)
Rear Width	19-1/4 (489)	23-1/4 (591)	29-1/4 (743)
Depth	17-3/8 (441)	17-3/8 (441)	17-3/8 (441)
Height	24 (610)	24 (610)	24 (610)

** Dimensions are to assist you in selecting a log set that is a compatible size.

Access Opening for Junction Box - Right Side Only (remove the knock-out before installing J-Box). J-Box / Electrical Kit is not provided with appliance.



* The factory-supplied hood must be installed on the firebox for safe operation for all model Orion Series in all installations.

Model No.	Fireplace Dimensions														
	A	B	C	D	E	F	G	H	J	K	L	M	N	P	*Q
ORION32ZB6	33	24	37-3/4	37-1/4	19-1/2	20	3	7-3/8	15-7/8	7-1/2	12	1-3/8	5-1/2	30-3/8	29-5/8
ORION32ZP2	(839)	(610)	(956)	(947)	(496)	(508)	(77)	(188)	(404)	(191)	(305)	(35)	(140)	(772)	(753)
ORION36ZB6	36	24	41-3/4	37-1/4	23-1/2	20	3	7-3/8	15-7/8	7-1/2	12	1-3/8	5-1/2	30-3/8	29-5/8
ORION36ZP2	(915)	(610)	(1061)	(947)	(597)	(508)	(77)	(188)	(404)	(191)	(305)	(35)	(140)	(772)	(753)
ORION42ZB6	42	24	47-3/4	37-1/4	29-1/2	20	3	7-3/8	15-7/8	7-1/2	12	1-3/8	5-1/2	30-3/8	29-5/8
ORION42ZP2	(1067)	(610)	(1213)	(947)	(749)	(508)	(77)	(188)	(404)	(191)	(305)	(35)	(140)	(772)	(753)

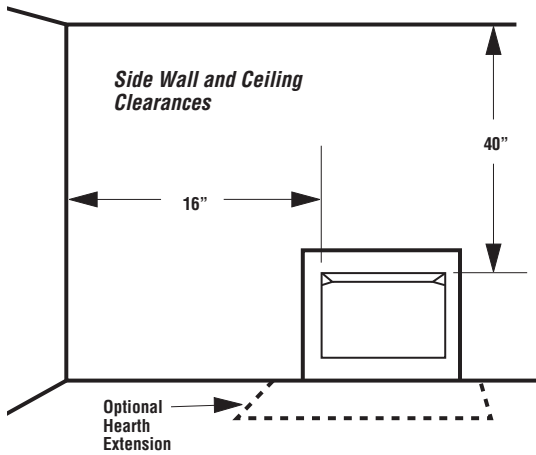
Orion™ Series

UNIVERSAL VENT-FREE FIREBOXES

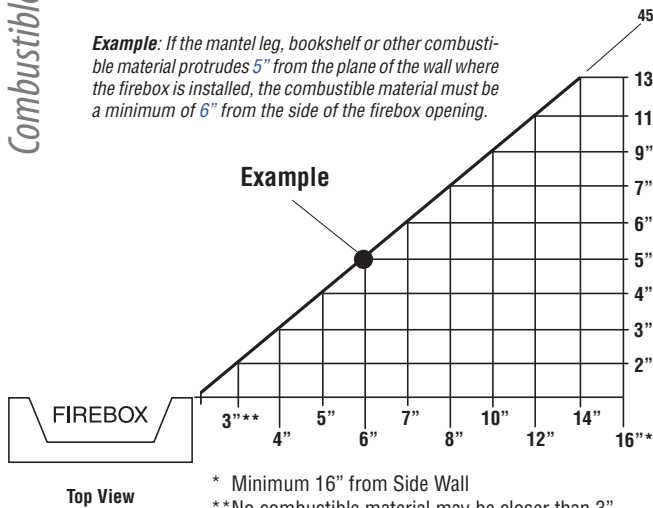
Reference Information

Product Reference Information			
Cat. No.	Model	Ship. Weight (lbs)	Shipping Volume
F3316	Orion32ZB6	115 lbs	20 Cu. Ft
F3313	Orion32ZP2	140 lbs	20 Cu. Ft
F3317	Orion36ZB6	125 lbs	20 Cu. Ft
F3314	Orion36ZP2	150 lbs	20 Cu. Ft
F3318	Orion42ZB6	135 lbs	24 Cu. Ft
F3315	Orion42ZP2	160 lbs	24 Cu. Ft

Combustible Wall and Ceiling Clearances



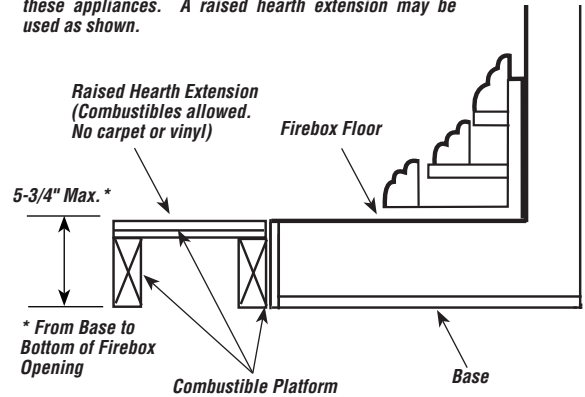
Example: If the mantel leg, bookshelf or other combustible material protrudes 5" from the plane of the wall where the firebox is installed, the combustible material must be a minimum of 6" from the side of the firebox opening.



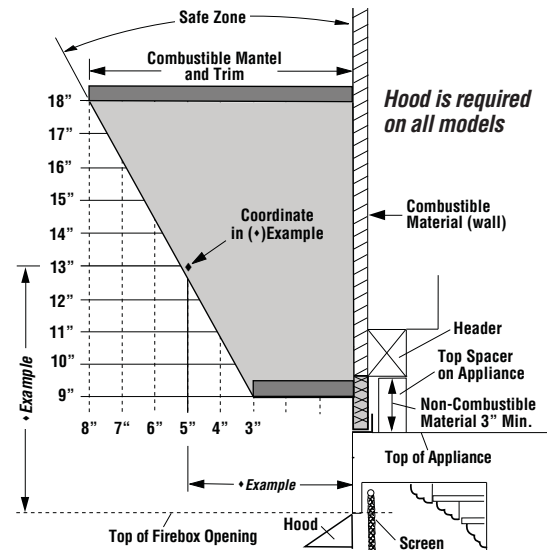
NOTE: Diagrams, illustrations and photographs are not to scale – consult installation instructions. Product designs, materials, dimensions, specifications, colors and prices are subject to change or discontinuance without notice.

Framing Raised Hearth Extension

Raised Hearth Extension
A hearth extension may be used but is not required for these appliances. A raised hearth extension may be used as shown.



Combustible Mantel and Trim Clearances



♦ **EXAMPLE:** If you choose to install a mantel that projects 5", you will need to install it so that the bottom of the mantel and trim is approximately 13" or more above Firebox opening (see coordinate in shaded area above).

Combustible Wall Above Appliance

