

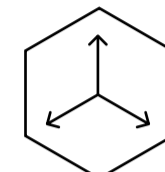


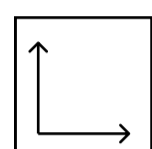
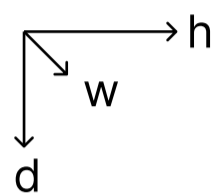
Wall Mount Collection Prive



Included Accessories



Wall Mount Collection Prive



Dimensions H x W x D mm/in	Fuel Capacity	Heats on Average (indoors)	Fuel Consumption	Thermal Output Net (MAX)	Approx. Burn Time	Minimum Room Size (per burner)
686 × 874 × 275 27.0 × 34.4 × 10.8	0.7	Over 40m ² [430 ft ²]	0.30L per hour	12,000 BTU/h 3.5 Kw	1 hour	150 sq. ft.

Awards

2010 Winner Outdoor Hearth Products
Vesta Awards

Application

Indoor & Outdoor

Burner Size

13" Burner

Materials

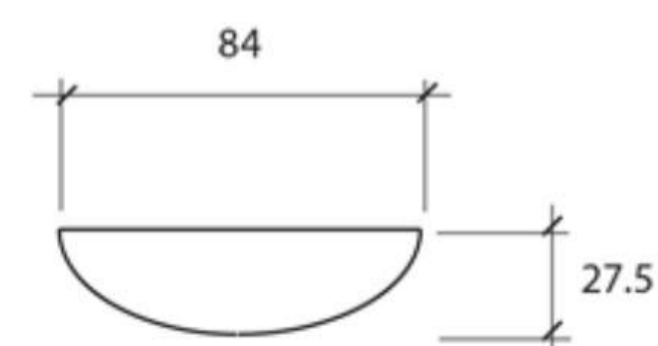
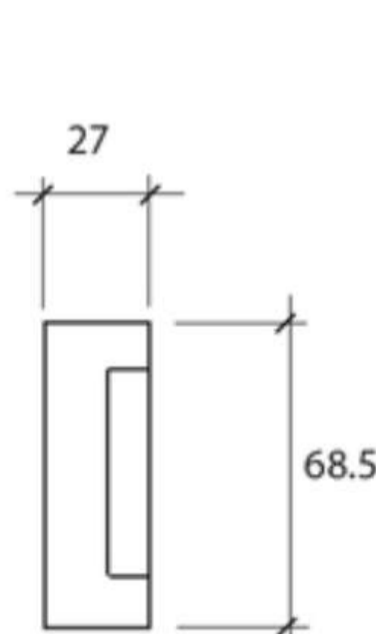
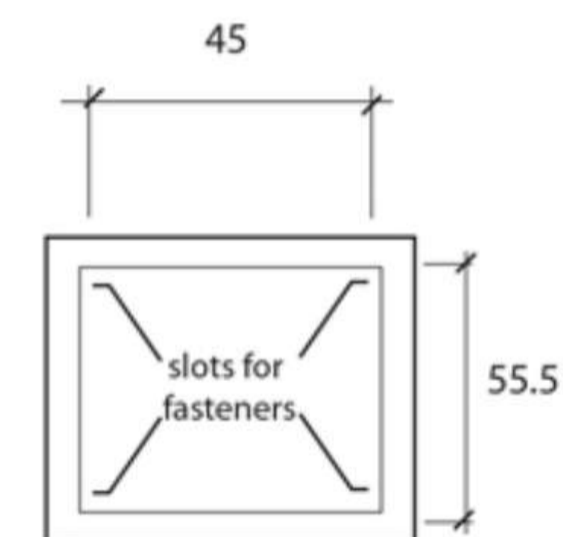
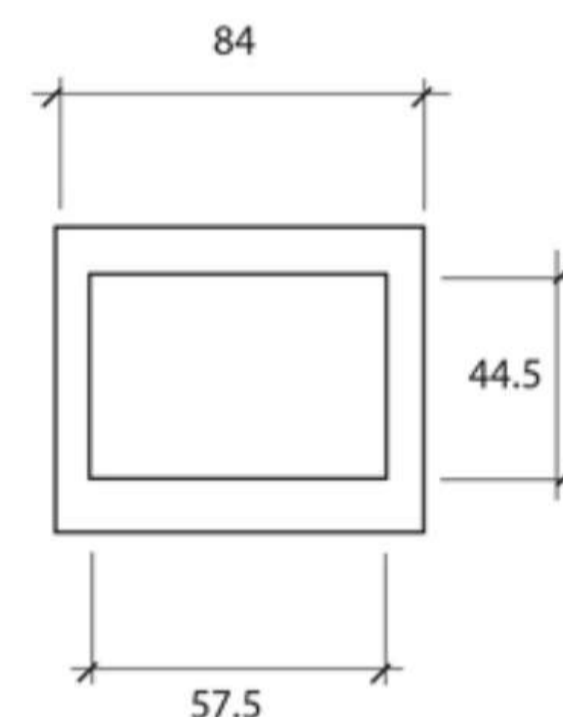
Stainless Steel Construction
Brushed Stainless Steel Fascia

Approx. Weight

55 lbs

Fuel Type

Bio Ethanol Fuel



Global Compliance
All burners are UL Listed in accordance with ANSI/
UL1370 in the USA and comply with the ACCC Safety
Mandate for Australia.



Lifetime Warranty

FOR MORE INFORMATION PLEASE REFERENCE THE CLEARANCE & INSTALLATION MANUAL

*Dimensions may vary by 2% (plus or minus) due to material attributes. Template not provided. The Bio Flame recommends using the actual fireplace or burner model when making final cut out

