


LUMINEX

NEFL65LCD-3SV | BUILT-IN LCD ELECTRIC FIREPLACE




ENHANCE YOUR WELLBEING

Napoleon's Power of Fire research has proved a fireplace can help reduce stress and stimulate your brain.




FEATURES

- LCD technology creates lifelike flames providing a realistic experience
- 5,000/10,000 BTU's, 120/240V and 1,500/3,000 watts (hardwire only)
- 25 1/4 H x 65 1/6 W x 12" D



napoleon.com



Media includes Woodland Kit with Beach Fire log set



6 flame colors and 13 ember bed and top light color options with remote; endless options on the Napoleon Home app



3 different flame visuals (Gas, Wood and Dancing Flames) to suit your own taste or mood, and built with speakers so each flame has its own unique sound



Premium remote control included with a digital display



Optional wall mount controller with black and white face option



Installation options include 3-sided, 2-sided (corner) or 1-sided (standard)



Unlimited ember bed, top light and flame color combinations and option to create Favorite Settings (Napoleon Home App)

