

UNLEASHING UNMATCHED REALISM

# INTRODUCING THE LUMINEX ELECTRIC FIREPLACE

BUILT-IN LCD ELECTRIC FIREPLACE



[napoleon.com](http://napoleon.com)

# LUMINEX

## BUILT-IN LCD ELECTRIC FIREPLACE

### NEFL65LCD-3SV

#### UNPRECEDENTED REALISM

Lifelike flames where each one is designed to emulate the movement, intricate details, and vibrant colors found in a genuine fire

#### IMMERSIVE AUDIO EXPERIENCE

Equipped with built-in speakers to replicate the natural crackling and soothing sounds of a real fire with each pattern having its own sound!

#### EVER-EVOLVING FLAME SELECTION

With the help of our own Napoleon Home app we have ensured the fireplace experience remains fresh, exciting and offers limitless combinations for flame, ember bed and top light colors to match your style, mood or any special occasion

#### ENHANCED MEDIA

Beach fire logs and woodland media kits elevate the visual appeal, enhancing the overall realistic element



#### SET IT AND FORGET IT

The first of our fireplaces to offer the ability to set a preferred temperature and duration for each day of the week, ensuring a consistent and comfortable environment

#### EASY CONNECTIVITY

Experience the value of connectivity with voice control (Google Home, Alexa) and a WiFi enabled app (Napoleon Home)

#### VERSATILE INSTALLATION OPTIONS

3-sided, 2-sided or 1-sided installation opens up endless design possibilities for a home or commercial space

#### CONTROL AT YOUR FINGERTIPS

Controls at your fingertips – included premium remote, Wi-Fi enabled app or optional wall mount control (perfect for commercial installations)



## FEATURES / OPTIONS / ACCESSORIES

- Installation options include 3-sided, 2-sided (corner) or 1-sided (standard)
- Built-in speakers so each flame has its own unique sound
- 5,000/10,000 BTU's and 120/240V and 1,500/3,000 watts (hardwire only)
- 2 Year warranty



3 UNIQUE FLAME PATTERNS WITH 6 COLORS



13 COLORS AND 3 BRIGHTNESS SETTINGS FOR THE EMBER BED, AND ENDLESS OPTIONS USING THE COLOR WHEEL IN THE APP



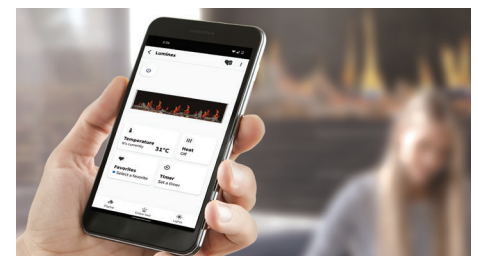
13 COLORS FOR THE OVERHEAD LIGHTS AND ENDLESS OPTIONS USING THE COLOR WHEEL IN THE APP



CHOOSE TO USE THE OPTIONAL WALL MOUNT CONTROLLER, WHICH INCLUDES A BLACK AND WHITE FACEPLATE OPTION



PREMIUM REMOTE CONTROL INCLUDED WITH A DIGITAL DISPLAY INCLUDED FOR EASY OPERATION



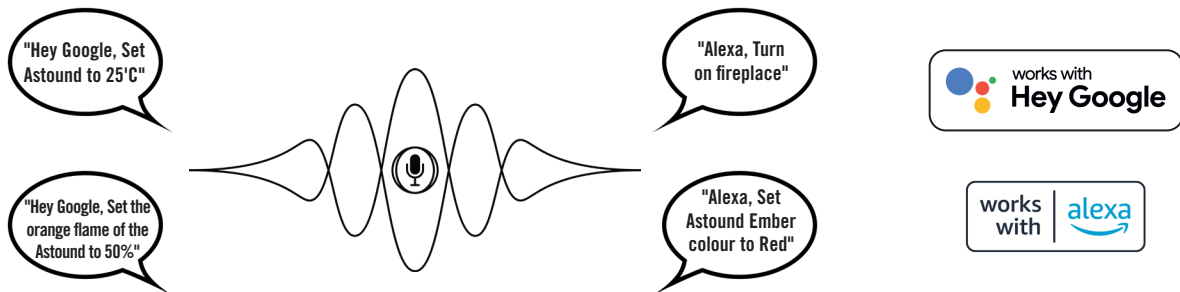
CONTROL THE FIREPLACE USING THE NAPOLEON HOME APP, AS WELL AS VOICE CONTROL (GOOGLE HOME, ALEXA)

# THE LUMINEX IS A SMART FIREPLACE

The Luminex Electric Fireplace offers much more than a typical fireplace, thanks to its integration with smart technology. With voice and mobile device control, homeowners have unmatched control over their fireplace experience...

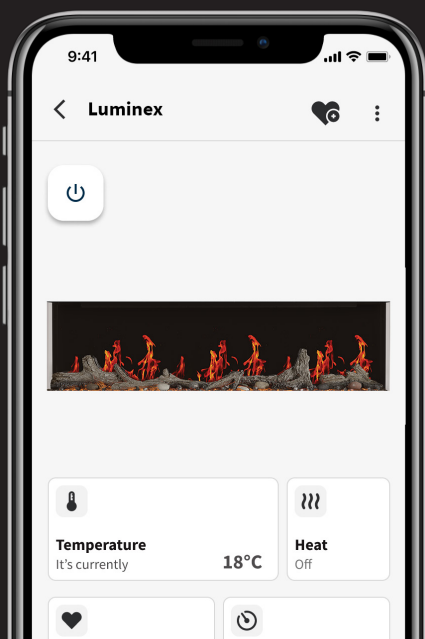
## VOICE CONTROL INTEGRATION WITH GOOGLE AND ALEXA

With the sound of your voice, easily control select fireplace settings through Google Home and Alexa devices.



## NAPOLEON HOME APP COMPATIBLE

With smart technology integration, control of the Astound extend past the capabilities of the included remote with the Napoleon Home App for ultimate convenience.



**Power:** Turn the fireplace on and off



**Choose from your saved favourites:** Save your current settings by adding it to your Favorites. Select a scene name and a photo from your camera roll to add a personal touch



**Temperature:** Like a thermostat, set your preferred temperature and the heat settings will adjust to keep your room at this desired level



**Live Updates:** See the settings of the fireplace change in real time on the App home screen, whether or not you're in the same room



**Favorites:** Choose from your saved favorites to set the mood for every occasion or choose from curated suggested selections



**Timer:** Set timer from 30 minutes to 8 hours, or use the 7-day preset timer to create a heating schedule



**Ember Bed:** Control the ember bed brightness, turn the pulse setting on/off and select the color choosing from unlimited options, including Autocycle



**Lights:** Control the brightness



**Heat Control:** Set the heat option to Off, Fan only, Low, High or Thermostat.



## **NEW INNOVATION: LCD FLAME TECHNOLOGY**

### **WHY SHOULD YOU CARE?**

With minimal competition in the market, the Luminex presents a unique opportunity for early adoption and establishing a competitive edge. By showcasing this new technology, you can position yourself as an industry leader and destination point for customers seeking the latest fireplace innovations, including commercial clients. Notably, as a premium electric fireplace with a premium price point, you can enjoy margins comparable to gas fireplaces, making it a lucrative offering.

### **WHY WILL CONSUMERS CARE?**

With the unique Luminex fire experience, homeowners can enjoy an immersive and customizable atmosphere that surpasses traditional projection-style fireplaces. The Luminex technology delivers extreme realism in flame appearance and offers various style options, allowing homeowners to personalize their fireplace to match their preferences and interior design. Plus, by being offered at a more affordable price compared to existing options, the Luminex provides an attractive alternative, especially as costly installation and venting is not required.

# BUILT-IN ELECTRIC COMPARISON

## ELECTRIC FIREPLACES

**MID-RANGE**

**HIGH-RANGE**

**PREMIUM**

**PREMIUM (SPECIALTY)**



**TRIVISTA PRIMIS**



**CLEARion™**



**ASTOUND**



**LUMINEX 65**

	<b>MID-RANGE</b>	<b>HIGH-RANGE</b>	<b>PREMIUM</b>	<b>PREMIUM (SPECIALTY)</b>
	Trivista Primis	CLEARion	Astound	Luminex 65
Size Options	2 Sizes 50" and 60"	2 sizes 50" and 60"	4 sizes 50, 62, 74, 96	65" (Additional sizes in future development)
Flame Colors	Blue, Orange, Yellow Multiple combinations	Blue, Orange, Combined	Yellow, Orange, Combined	Orange-Yellow, Orange-Red, Lilac, Magenta, Turquoise, White
Installation Methods	Built-in	Built-in	Built-in	Built-In
Controls	Standard Remote	Standard Remote	Premium Remote (incl.) Napoleon Home App (incl.) Wall Mount Remote (opt.)	Premium Remote (incl.) Napoleon Home App (incl.) Wall Mount Remote (opt.)
BTUs Output	Up to 10,000 BTUs	Up to 10,000 BTUs	Up to 10,000 BTUs	Up to 10,000 BTUs
Special Features	2-sided and 3-sided viewing options	See through with adjustable privacy glass	Flip down glass Flame technology with spark effect	LCD flame technology Unique burn sound for each pattern
Viewing Options	Three sided view Left sided view Right sided view Single sided view	See through Half transparent Fully Opaque	Standard	Three sided view Left corner view Right corner view One-sided front view
Viewing Area Height	15"	Up to 14"	17 1/2"	16.8"
Ember Bed Color	13 colors plus cycle mode	15 colors plus cycle mode	13 colors plus cycle mode with remote Endless options on Napoleon Home app	13 colors plus cycle mode with remote Endless options on the Napoleon Home app
Ember Bed Brightness Adjustment	Y with fade-in and fade-out effect	Y with fade-in and fade-out effect	Y	Y
Top Light	Y	N	13 colors plus cycle mode with remote Endless options on Napoleon Home app	13 colors plus cycle mode with remote Endless options on Napoleon Home app
Flame Speed Adjustment	Y	Y	Y	N
Flame Brightness Adjustment	Y	Y	Y	Y
Media Included	Log set & Crystal	Logs, Topaz Glass & Crystals	Driftwood Logs & Woodland Media Kit	Beach Fire Logs & Woodland Media Kit
Trim	Opt.	Opt.	Incl.	N
Optional Accessories	N	Deep trim (Black/ stainless steel) & Thin stainless steel trim	Mineral Rocks, Black Crystals, Glass Beads & Embers	Additional accessories in future development
Voltage	120V/ 240V	120V/ 240V	120V/ 240V	120V/ 240V
Rating	1500W/ 3000W	1500W/ 3000W	1500W/ 3000W	1500W/ 3000W

# Installation Considerations

- Three-sided view, two-sided and one-sided front view for great design flexibility
- Does not require venting making it ideal in spaces where gas or wood is not possible
- Easy to connect and install with less installers required
- Flexibility between 120V and 240V options

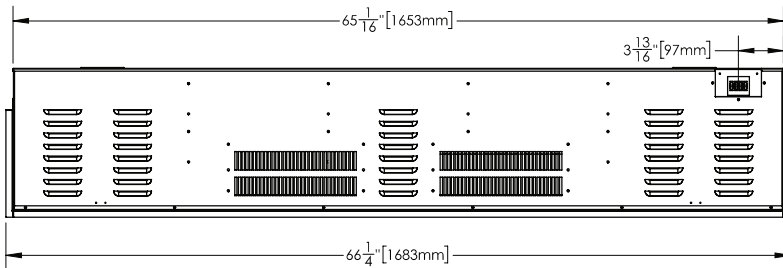
# Specifications

Model	BTU	Width		Height		Depth		Glass
		Actual	Framing	Actual	Framing	Actual	Framing	
NEFL65LCD-3SV 3-sided install	10,000	65 1/16"	65 5/16"	25 1/4"	25 1/2"	12"	12 5/16"	66" W X 16.8"H X 7.2"D

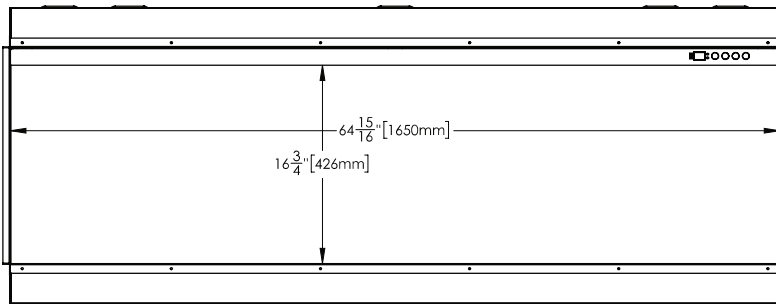
Certified under Canadian and American National Standards  
 Figures may vary with individual conditions such as floor plan layout, insulation value/heat loss of the house and geographical location.

## NEFL65LCD-3SV

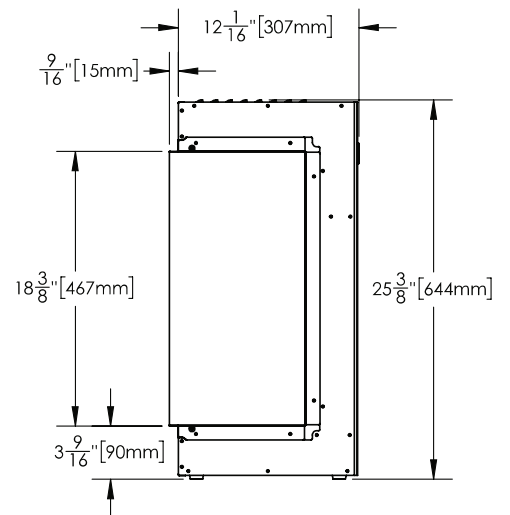
### TOP VIEW



### FRONT VIEW



### SIDE VIEW



Authorized Dealer

24 Napoleon Road, Barrie, Ontario, Canada L4M 0G8  
 103 Miller Drive, Crittenden, Kentucky, USA 41030  
 7200 Trans Canada Highway, Montreal, Quebec, Canada H4T 1A3

Tel: 1-866-820-8686  
 napoleon.com



Consult your owner's manual for complete installation instructions and proper clearances to combustible materials. Check all local and national building codes and gas regulations. All specifications are subject to change without prior notice due to on-going product improvements. Products may not be exactly as shown. Napoleon is a registered trademark of Wolf Steel Group Inc.

Printed in Canada  
 07/2023