



IR ENERGY INC.
 563 BARTON STREET
 STONEY CREEK, ON L8E 5S1
 PHONE: (905) 664-9082
 www.irenergy.ca

SELECT DESIRED GAS:

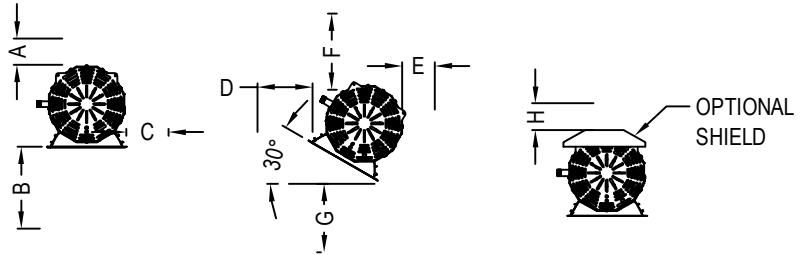
NATURAL GAS

SELECT DESIRED FINISH:

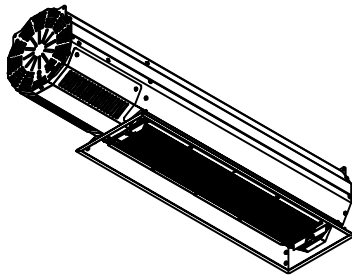
304 STAINLESS STEEL

BLACK POWDER COAT

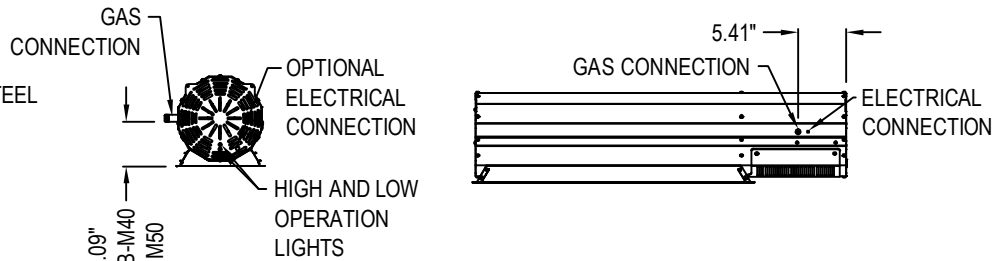
316 MARINE GRADE STAINLESS STEEL



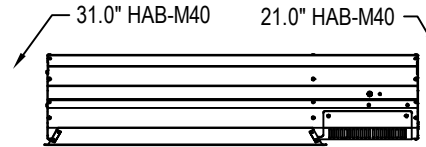
| MODEL # | DIM A | DIM B | DIM C | DIM D | DIM E | DIM F | DIM G | DIM H |
|---------|-------|-------|-------|-------|-------|-------|-------|-------|
| HAB-M40 | 13 | 75 | 34 | 48 | 10 | 16 | 66 | 9 |



PERSPECTIVE



GAS & ELECTRICAL LOCATIONS



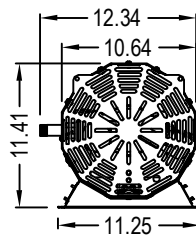
END CLEARANCES

TECHNICAL SPECIFICATIONS:


- 40,000BTU/HR (HI) 32,000BTU/HR (LO)
- MANIFOLD PRESSURE: NG - 6.3" W.C. (HI), 4.5" W.C. (LO)
- GAS SUPPLY PRESSURE: NG - 7.0" W.C. (MIN), 14.0" W.C. (MAX)
- ELECTRICAL SUPPLY: 24 VOLTS, 0.8 AMPS
- DIRECT SPARK IGNITION WITH 3-TRY LOCK OUT & AUTOMATIC RE-LIGHT

WARRANTY:

- 3 YEARS ON CERAMIC BURNER
- 1 YEAR ON ALL OTHER PARTS



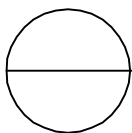
SIDE ELEVATION



FRONT ELEVATION
 MODEL HAB-M40

NOTES:

1. INSTALLATION TO BE COMPLETED IN ACCORDANCE WITH MANUFACTURER'S SPECIFICATIONS.
2. DO NOT SCALE DRAWING.
3. THIS DRAWING IS INTENDED FOR USE BY ARCHITECTS, ENGINEERS, CONTRACTORS, CONSULTANTS AND DESIGN PROFESSIONALS FOR PLANNING PURPOSES ONLY. THIS DRAWING MAY NOT BE USED FOR CONSTRUCTION.
4. ALL INFORMATION CONTAINED HEREIN WAS CURRENT AT THE TIME OF DEVELOPMENT BUT MUST BE REVIEWED AND APPROVED BY THE PRODUCT MANUFACTURER TO BE CONSIDERED ACCURATE.
5. CONTRACTOR'S NOTE: FOR PRODUCT AND COMPANY INFORMATION VISIT www.CADdetails.com/info AND ENTER REFERENCE NUMBER 5029-008.

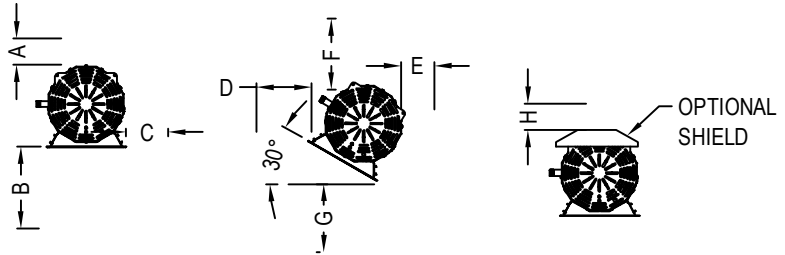


THE HABANERO

THE HABANERO SERIES: MODEL HAB-M40



IR ENERGY INC.
 563 BARTON STREET
 STONEY CREEK, ON L8E 5S1
 PHONE: (905) 664-9082
 www.irenergy.ca



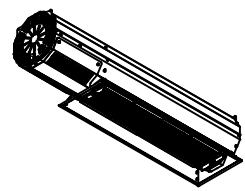
SELECT DESIRED GAS:

NATURAL GAS

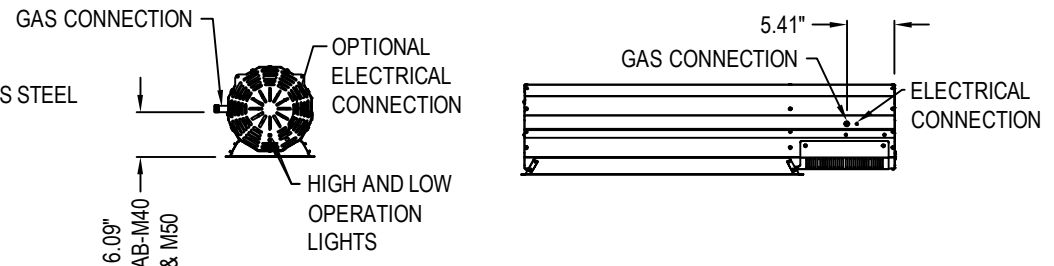
SELECT DESIRED FINISH:

- 304 STAINLESS STEEL
- BLACK POWDER COAT
- 316 MARINE GRADE STAINLESS STEEL

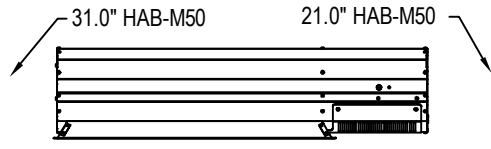
| MODEL # | DIM A | DIM B | DIM C | DIM D | DIM E | DIM F | DIM G | DIM H |
|---------|-------|-------|-------|-------|-------|-------|-------|-------|
| HAB-M50 | 13 | 75 | 34 | 48 | 10 | 16 | 66 | 9 |



PERSPECTIVE



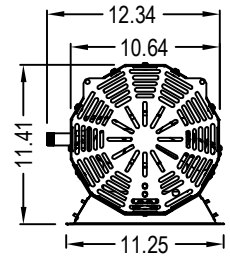
GAS & ELECTRICAL LOCATIONS




END CLEARANCES

TECHNICAL SPECIFICATIONS:
 - 50,000BTU/HR (HI) 42,000BTU/HR (LO)
 - MANIFOLD PRESSURE: NG - 6.3" W.C. (HI), 4.5" W.C. (LO)
 - GAS SUPPLY PRESSURE: NG - 7.0" W.C. (MIN), 14.0" W.C. (MAX)
 - ELECTRICAL SUPPLY: 24 VOLTS, 0.8 AMPS
 - DIRECT SPARK IGNITION WITH 3-TRY LOCK OUT & AUTOMATIC RE-LIGHT

WARRANTY:
 - 3 YEARS ON CERAMIC BURNER
 - 1 YEAR ON ALL OTHER PARTS



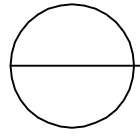
SIDE ELEVATION



FRONT ELEVATION
 MODEL HAB-M50

NOTES:

1. INSTALLATION TO BE COMPLETED IN ACCORDANCE WITH MANUFACTURER'S SPECIFICATIONS.
2. DO NOT SCALE DRAWING.
3. THIS DRAWING IS INTENDED FOR USE BY ARCHITECTS, ENGINEERS, CONTRACTORS, CONSULTANTS AND DESIGN PROFESSIONALS FOR PLANNING PURPOSES ONLY. THIS DRAWING MAY NOT BE USED FOR CONSTRUCTION.
4. ALL INFORMATION CONTAINED HEREIN WAS CURRENT AT THE TIME OF DEVELOPMENT BUT MUST BE REVIEWED AND APPROVED BY THE PRODUCT MANUFACTURER TO BE CONSIDERED ACCURATE.
5. CONTRACTOR'S NOTE: FOR PRODUCT AND COMPANY INFORMATION VISIT www.CADdetails.com/info AND ENTER REFERENCE NUMBER 5029-009.



THE HABANERO
 THE HABANERO SERIES: MODEL HAB-M50