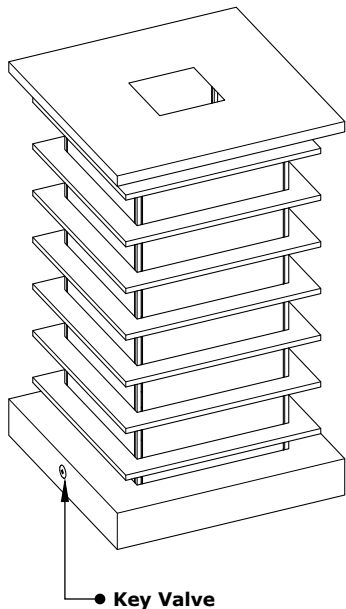
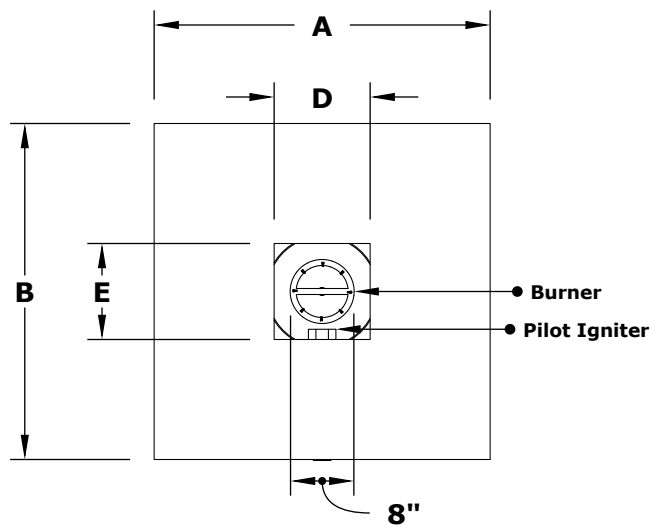


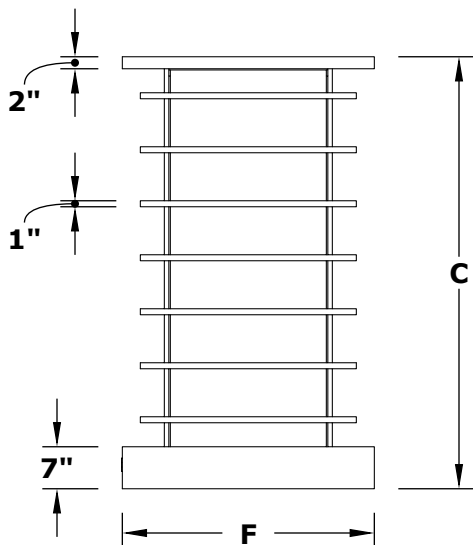
HIGH-RISE FIRE TOWER



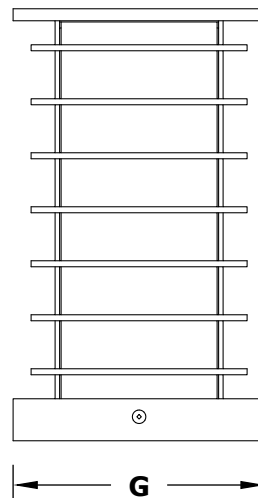
ISOMETRIC VIEW



TOP VIEW



RIGHT SIDE VIEW



FRONT SIDE VIEW

PART NUMBER	A	B	C	D	E	F	G	BTU
OPT-FTWR528	28"	28"	72"	12"	12"	28"	28"	40,000
OPT-FTWR528EKIT	28"	28"	72"	12"	12"	28"	28"	40,000
OPT-FTWR542	42"	42"	72"	18"	18"	42"	42"	40,000
OPT-FTWR542EKIT	42"	42"	72"	18"	18"	42"	42"	40,000

Fire Pit Material: GFRC Concrete
 Pan Material: 304 Stainless Steel
 Burner Material: 304 Stainless Steel

Standard 1" Depth on all pans
 Standard 2" Depth on all pans
110V ELECTRONIC IGNITION
 ANSI Z21.97-(2017) / CSA 2.41-(2017)



Match Lit Unit Includes: Pan, Burner, Gas Orifice, Gas Hoses, Key Valve, Key,
 110v Ignition Unit Includes: Pan, Burner, Gas Orifice, Gas Hoses, Key Valve, Key, Plug & Play Electronic Valve, Pilot Igniter.