

A stylized graphic of a flame, composed of large, overlapping shapes in orange and black. The orange shapes form the main body of the flame, while the black shapes create a sense of depth and shadow, particularly in the lower-left and central areas.

# FIREGEAR

2021/2022 Product Guide



# Kalea Bay



## OUTDOOR LINEAR GAS FIREPLACE

# Kalea Bay



Make a modern statement with the all-new Kalea Bay LED & Non-LED outdoor linear gas fireplace. Designed with a clean and contemporary style in mind. No chimney or venting required makes it an ideal product for quick & efficient framing & finishing.

### Features:

- LED Models: Full spectrum lighting - Requires 120VAC power.
- Non-LED Models: Battery-operated Ignition.
- Four Sizes 36" / 48" / 60" / 72" (all 16" tall opening).
- Burner & firebox constructed of weather/corrosion resistant 304 stainless steel.
- Ecoflow Electronic Ignition System features built-in safety shutoff in case of loss of flame and auto-relight.
- Control Center with each model housed in 304 Stainless Steel Cabinet.
- Ships as Natural Gas (NG) or Liquid Propane (LP). Field Convertible to Liquid Propane (LP). Conversion Kits sold separately.
- Tested & Approved to: ANSI Z21.97-2014/CSA 2.41-2014 standards.



## LED Models



### Controls:

On / Off, Low / High, Continuous Pilot, Learn & LED On/Off

Use the RGB dials to get your desired color, there are over 16 million to choose from!



## NON-LED Models



### Controls:

On / Off, Low / High, Continuous Pilot, & Learn.

Easy access to the battery tray makes maintenance for the Kalea Bay a breeze.

C Batteries (4)





## Kalea Bay I LED Models

Model No.	Size	BTU High	Weather Cover	LP Conversion
OFP-36LECO-*LED	36"	31,000	OFP-36COV	OFP-36LECO-LPK
OFP-48LECO-*LED	48"	43,500	OFP-48COV	OFP-48LECO-LPK
OFP-60LECO-*LED	60"	50,000	OFP-60COV	OFP-60LECO-LPK
OFP-72LECO-*LED	72"	65,000	OFP-72COV	OFP-72LECO-LPK

**L** \* You must select your gas type. N = Natural Gas. P = Liquid Propane

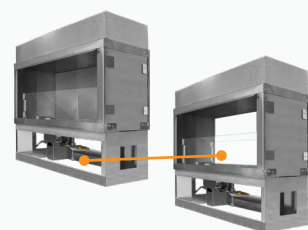


## Kalea Bay I NON-LED Models

ALL NON-LED MODELS ARE SPECIAL ORDER


Model No.	Size	BTU High	Weather Cover	LP Conversion
OFP-36LECO-*	36"	31,000	OFP-36COV	OFP-36LECO-LPK
OFP-48LECO-*	48"	43,500	OFP-48COV	OFP-48LECO-LPK
OFP-60LECO-*	60"	50,000	OFP-60COV	OFP-60LECO-LPK
OFP-72LECO-*	72"	65,000	OFP-72COV	OFP-72LECO-LPK

**L** \* You must select your gas type. N = Natural Gas. P = Liquid Propane



## See-Through Conversion Kits

The Kalea Bay ships single sided, but you can convert to See-Through!



## Weather Cover

Our covers are made of 304 Stainless Steel and are available for each size.

Model No.	Fits LED Model
78002	OFP-36LECO-NLED (36" LED Kalea Bay)
78004	OFP-48LECO-NLED (48" LED Kalea Bay)
78006	OFP-60LECO-NLED (60" LED Kalea Bay)
78008	OFP-72LECO-NLED (72" LED Kalea Bay)

Model No.	Fits NON-LED Model
78009	OFP-36LECO-N (36" NON-LED Kalea Bay)
78010	OFP-48LECO-N (48" NON-LED Kalea Bay)
78011	OFP-60LECO-N (60" NON-LED Kalea Bay)
78012	OFP-72LECO-N (72" NON-LED Kalea Bay)

Model No.	Description
OFP-36COV	36" Kalea Bay weather cover
OFP-48COV	48" Kalea Bay weather cover
OFP-60COV	60" Kalea Bay weather cover
OFP-72COV	72" Kalea Bay weather cover

## Installation Accessories

Model No.	Description
77111	10' long, 6-pin LED extension wire harness (for LED models only)
77161	10' long, weatherproof extension wire harness (for Kalea Bay fireplaces - replaces 77116)
VCS-ECOBBUEXT120-2	2-Pin battery pack extension wire for the battery pack on the NON-LED Kalea Bay



# Sanctuary Series



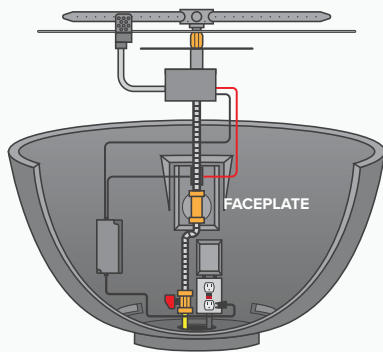
SANCTUARY SERIES

## Ignition Systems



ALL WEATHER ELECTRONIC SYSTEM

### AWS Systems



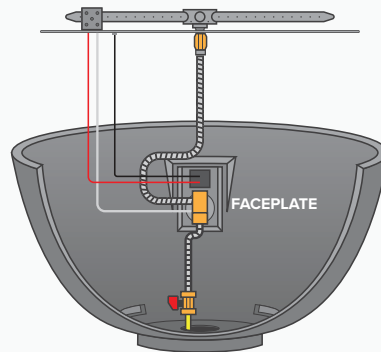
Our top of the line fully electronic ignition system. Ships with a GEO-30VDC power supply and an on/off toggle switch.



AWS FACEPLATE

THERMOCOUPLE MANUAL SAFETY (SPARK IGNITION)

### TMSI Systems



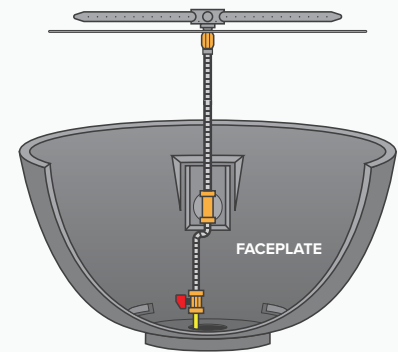
Battery operated manual spark ignition system using a variable flame control knob. Safety valve turns gas off in case of flame loss.



TMSI FACEPLATE

MATCH THROW

### MT Systems



Easy lighting with a butane lighter or match. Variable flame height adjustment using a key valve.



MT FACEPLATE

## Weather Cover



Protect your fire feature with our heavy-duty PVC covers, 100 percent water-resistant, UV-protected to prevent fading, custom fitted, and feature soft flannel backing (to keep your fire feature scratch free).

## Propane Tank Holder




Holds one (1) 20 lb. tank. Easy to remove top. Weight: 159 lb. Dimensions: 20" W x 21 1/2" H



### Sanctuary 1

The Sanctuary 1 comes in 5 different colors (listed below). The weather cover is included. LP Conversion Kits are sold separately.



Arctic AR    Cream CR    Mocha MO    Chocolate CH    Slate SL    Raven RA

Colors listed above are representations and may not reflect actual colors received.


Model No.	Ignition	Table Size	BTU NG	Weather Cover	LP Conversion
SAN1-30LHAWS-* -XX	AWS	56" W x 16" H x 38" D	65,000	COVER-SAN1	OAS-LPK41 + FG-AWS-PBO-P
SAN1-30LHTMSI-N-XX	TMSI	56" W x 16" H x 38" D	65,000	COVER-SAN1	OAS-LPK41

XX: You must select your color. Refer to colors above the table.  
 \* You must select your gas type. N = Natural Gas. P = Liquid Propane



### Sanctuary 2

The Sanctuary 2 comes in 5 different colors (listed below). The weather cover is included. LP Conversion Kits are sold separately.



Arctic AR    Cream CR    Mocha MO    Chocolate CH    Slate SL    Raven RA

Colors listed above are representations and may not reflect actual colors received.


Model No.	Ignition	Bowl Size	BTU NG	Weather Cover	LP Conversion
SAN2-34DBSAWS-* -XX	AWS	39" Diameter x 18" H	65,000	COVER-SAN2	OAS-LPK41 + FG-AWS-PBO-P
SAN2-34DBSTMSI-N-XX	TMSI	39" Diameter x 18" H	65,000	COVER-SAN2	OAS-LPK41
SAN2-34DBSMT-* -XX	MT	39" Diameter x 18" H	75,000	COVER-SAN2	OAS-LPK41

XX: You must select your color. Refer to colors above the table.  
 \* You must select your gas type. N = Natural Gas. P = Liquid Propane



### Sanctuary 3

The Sanctuary 3 comes in 5 different colors (listed below). The weather cover is included. LP Conversion Kits are sold separately.



Arctic AR    Cream CR    Mocha MO    Chocolate CH    Slate SL    Raven RA

Colors listed above are representations and may not reflect actual colors received.

Model No.	Ignition	Bowl Size	BTU NG	Weather Cover	LP Conversion
SAN3-26DBSAWS-* -XX	AWS	30" Diameter x 14 1/4" H	65,000	COVER-SAN3	OAS-LPK41 + FG-AWS-PBO-P
SAN3-26DBSTMSI-N-XX	TMSI	30" Diameter x 14 1/4" H	65,000	COVER-SAN3	OAS-LPK41
SAN3-26DBSMT-* -XX	MT	30" Diameter x 14 1/4" H	75,000	COVER-SAN3	OAS-LPK41

XX: You must select your color. Refer to colors above the table.  
 \* You must select your gas type. N = Natural Gas. P = Liquid Propane



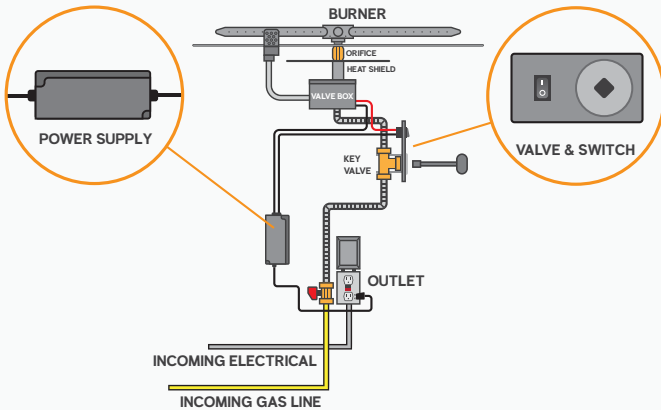
# Ignition Systems

## AWS

ALL WEATHER ELECTRONIC IGNITION SYSTEM

WEATHER RESISTANT

### Single Fire Feature

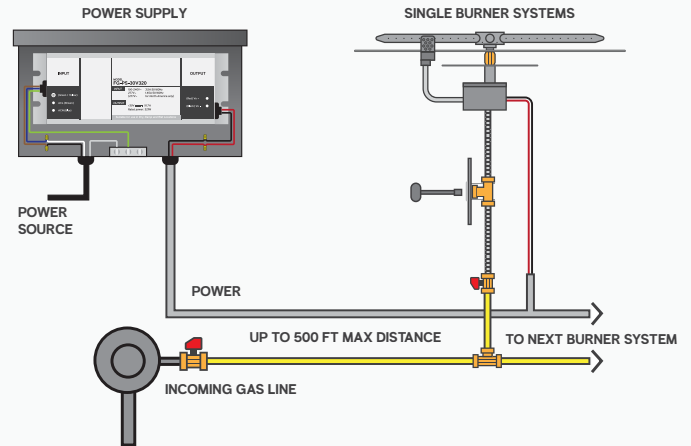


### How it Lights

If you chose an FPB or LOF system (see page 8 & 10), the system lights by pressing the toggle switch on the faceplate.

MULTIPLE FIRE FEATURES, POOL CERTIFIED, & WEATHER RESISTANT

### Multiple Fire Features

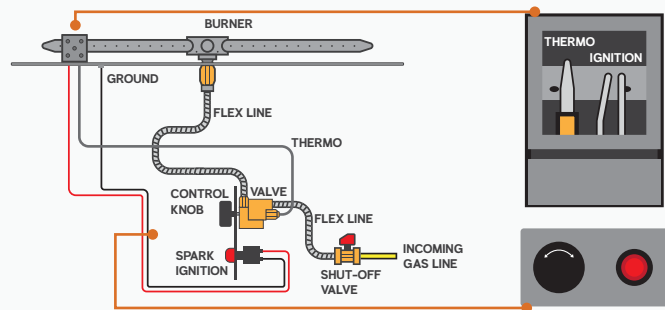


### How it Lights

If you choose our A La Carte System, the way to operate your fire features are endless! See page 7 to learn more about the A La Carte Purchasing System!

THERMOCOUPLE MANUAL SAFETY WITH SPARK IGNITION

## TMSI



### Overview

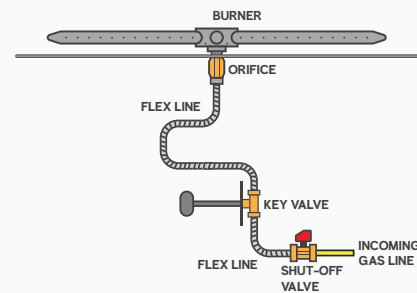
- Thermocouple Manual Safety TMS Technology (Non-Piloted, Non-Filament Systems)
- Manual Spark Ignitor Kit included
- TMS System with Safety Valve turns gas off when flame goes out
- Robust ignition system with full BTU throughput

### How it Lights

Turn the control knob to the ON position. Press the Spark Ignition button. Press the control knob inward while pressing the spark ignition. After the fire lights, continue to hold the control knob for 30 seconds. To turn off the fire pit, depress the control knob slightly and turn to the OFF position.

MATCH THROW

## MT



### Overview

- Most popular ignition system, least amount of cost
- Light a match or a butane lighter
- Can be used in residential installs
- This system is the easiest to use, and with non-listed burners you can achieve high BTU's and big flames.

### How it Lights

Insert key into shut-off valve. Light a butane lighter or match. Hold it near the burner and turn gas on. The gas will ignite. To turn off, insert the key valve and turn to OFF position.



# AWS A La Carte Purchase System

## Single Fire Feature

- Used for a single fire feature.
- Can only be installed in fire features that are greater than 10 feet away from a pool or spa.
- All components can be housed underneath the burner.



KIT: FG-AWS30VDC-GOEK-\*



Valve, Pilot, and Heat Shield



Key Valve and Switch



Power Supply




Hardware Bag

\* You must select your gas type  
N = Natural Gas. P = Liquid Propane

## Multiple Fire Features


- Used when running 1 – 4 fire features. Also used when running a single or multiple fire features within 5 feet of a pool / spa.
- One kit per fire feature. One power supply (sold separately) for every 4 fire features.



OR

KIT: FG-AWS30VDC-K-\*

\* You must select your gas type  
N = Natural Gas. P = Liquid Propane



Valve, Pilot, and Heat Shield



Hardware Bag




Power Supply

KIT: FG-AWS30VDC-HC-K-\*

\* You must select your gas type  
N = Natural Gas. P = Liquid Propane

30 Volt DC Natural Gas High-Capacity AWS Valve Kit. Rated at 512k BTU. (Power Supply Sold Separately)

## Ignition & Accessories



FG-EMER-STOP

Electrical Emergency Stop for 120VAC or 30VDC Appliances, housed in Weatherproof J-Box and Weatherproof Cover



FG-TIMER-2HR

120VAC Two (2) Hour Mechanical Timer, housed in Weatherproof J-Box and Weatherproof Cover



FG-WS-OD

120VAC Wired Wall Switch housed in Weatherproof J-Box and Weatherproof Cover



FG-1420-AOD

1420-A (On/Off/Remote) with 110 Receiver. With weatherproof J-Box and weatherproof cover



GEO-30VDC



FG-AWS-PS-30V320



# Pro Series Burner Systems

ALL BURNER SYSTEMS ARE FULLY ASSEMBLED AT THE FACTORY.

## Pro Series AWS Burner Systems

### Round Drop-In

AWS



Model No.	Pan	BTU (NG)
FPB-19RPSBR14AWS-*	19"	125,000
FPB-25RPSBR21AWS-*	25"	175,000
FPB-29RPSBR21AWS-*	29"	175,000
FPB-33RPSBR21AWS-*	33"	175,000

### Square Drop-In


AWS



Model No.	Pan	BTU (NG)
FPB-20SPSBR14AWS-*	20"	125,000
FPB-26SPSBR21AWS-*	26"	175,000
FPB-32SPSBR21AWS-*	32"	175,000

### Round Flat

AWS



Model No.	Pan Size	BTU (NG)
FPB-26DPSBR21AWS-*	26"	175,000
FPB-29DPSBR21AWS-*	29"	175,000
FPB-34DPSBR21AWS-*	34"	175,000

### Square Flat

AWS



Model No.	Pan Size	BTU (NG)
FPB-25SFPSBR21AWS-*	25"	175,000
FPB-30SFPSBR21AWS-*	30"	175,000
FPB-34SFPSBR21AWS-*	34"	175,000

### Line of Fire - H Flat

AWS



Model No.	Pan Size	BTU (NG)
LOF-3010PS246AWS-*	30" x 10"	80,000
LOF-3610PS306AWS-*	36" x 10"	95,000
LOF-4810PS406AWS-*	48" x 10"	120,000
LOF-6010PS506AWS-*	60" x 10"	160,000
LOF-7210PS606AWS-*	72" x 10"	180,000
LOF-9610PS806AWS-*	96" x 10"	250,000

*\* YOU MUST SELECT YOUR GAS TYPE.  
N = NATURAL GAS. P = LIQUID PROPANE*





# Pro Series MT Burner Systems

## Round Drop-In


MT



Model No.	Pan	BTU (NG)
FPB-19RPSBR14MT-*	19"	125,000
FPB-25RPSBR21MT-*	25"	175,000
FPB-29RPSBR21MT-*	29"	175,000
FPB-33RPSBR21MT-*	33"	175,000

## Square Drop-In

MT



Model No.	Pan	BTU (NG)
FPB-20SPSBR14MT-*	20"	125,000
FPB-26SPSBR21MT-*	26"	175,000
FPB-32SPSBR21MT-*	32"	175,000

## Round Flat


MT



Model No.	Pan Size	BTU (NG)
FPB-26DPSBR21MT-*	26"	175,000
FPB-29DPSBR21MT-*	29"	175,000
FPB-34DPSBR21MT-*	34"	175,000

## Square Flat

MT



Model No.	Pan Size	BTU (NG)
FPB-25SFPSBR21MT-*	25"	175,000
FPB-30SFPSBR21MT-*	30"	175,000
FPB-34SFPSBR21MT-*	34"	175,000

## Line of Fire - H Flat

MT



Model No.	Pan Size	BTU (NG)
LOF-3010PS246MT-*	30" x 10"	80,000
LOF-3610PS306MT-*	36" x 10"	95,000
LOF-4810PS406MT-*	48" x 10"	120,000
LOF-6010PS506MT-*	60" x 10"	160,000
LOF-7210PS606MT-*	72" x 10"	180,000
LOF-9610PS806MT-*	96" x 10"	250,000

\* YOU MUST SELECT YOUR GAS TYPE.  
N = NATURAL GAS. P = LIQUID PROPANE




## Stainless Steel AWS Burner Systems



### Round Drop-In

AWS



Model No.	Pan	BTU (NG)
FPB-29RBSAWS-*	29"	125,000
FPB-33RBSAWS-*	33"	175,000

### Square Drop-In


AWS



Model No.	Pan	BTU (NG)
FPB-20SBSAWS-*	20"	75,000
FPB-26SBSAWS-*	26"	125,000
FPB-32SBSAWS-*	32"	175,000
FPB-38SBSAWS-*	38"	250,000

### Round Flat

AWS



Model No.	Pan	BTU (NG)
FPB-26DBSAWS-*	26"	125,000
FPB-29DBSAWS-*	29"	125,000
FPB-34DBSAWS-*	34"	175,000
FPB-39DBSAWS-*	39"	250,000
FPB-44DBSAWS-*	44"	250,000

### Square Flat


AWS



Model No.	Pan	BTU (NG)
FPB-25SFBSAWS-*	25"	125,000
FPB-30SFBSAWS-*	30"	125,000
FPB-34SFBSAWS-*	34"	175,000
FPB-40SFBSAWS-*	40"	250,000
FPB-46SFBSAWS-*	46"	250,000

### Line of Fire - H Drop-In

AWS



Model No.	Pan	BTU (NG)
LOF-2412HAWS-*	24" x 12"	50,000
LOF-3012HAWS-*	30" x 12"	100,000
LOF-3614HAWS-*	36" x 14"	125,000
LOF-4814HAWS-*	48" x 14"	150,000
LOF-6016HAWS-*	60" x 16"	175,000
LOF-7216HAWS-*	72" x 16"	200,000
LOF-8416HAWS-*	84" x 16"	225,000
LOF-9616HAWS-*	96" x 16"	250,000

### Line of Fire - H Flat

AWS



Model No.	Pan	BTU (NG)
LOF-2414FHAWS-*	24" x 14"	50,000
LOF-3014FHAWS-*	30" x 14"	100,000
LOF-3614FHAWS-*	36" x 14"	125,000
LOF-4814FHAWS-*	48" x 14"	150,000
LOF-6016FHAWS-*	60" x 16"	175,000
LOF-7216FHAWS-*	72" x 16"	200,000
LOF-8416FHAWS-*	84" x 16"	225,000
LOF-9616FHAWS-*	96" x 16"	250,000

\* YOU MUST SELECT YOUR GAS TYPE.  
N = NATURAL GAS. P = LIQUID PROPANE

STAINLESS FPB



## Line of Fire - T Drop-In

AWS



Model No.	Pan	BTU (NG)
LOF-2406TAWS-*	24" x 6"	50,000
LOF-3006TAWS-*	30" x 6"	50,000
LOF-3606TAWS-*	36" x 6"	75,000
LOF-4806TAWS-*	48" x 6"	100,000
LOF-6006TAWS-*	60" x 6"	125,000
LOF-7206TAWS-*	72" x 6"	150,000
LOF-8406TAWS-*	84" x 6"	175,000
LOF-9606TAWS-*	96" x 6"	200,000

## Line of Fire - T Flat

AWS



Model No.	Pan	BTU (NG)
LOF-2408FTAWS-*	24" x 8"	50,000
LOF-3008FTAWS-*	30" x 8"	50,000
LOF-3608FTAWS-*	36" x 8"	75,000
LOF-4808FTAWS-*	48" x 8"	100,000
LOF-6008FTAWS-*	60" x 8"	125,000
LOF-7208FTAWS-*	72" x 8"	150,000
LOF-8408FTAWS-*	84" x 8"	175,000
LOF-9608FTAWS-*	96" x 8"	200,000


TMSI UNITS SHIP AS NATURAL GAS. SEE PAGE 13 FOR LP CONVERSION KITS

# Stainless Steel TMSI Burner Systems



## Round Drop-In

TMSI



Model No.	Pan	BTU (NG)
FPB-19RBSTMSI-N	19"	65,000
FPB-25RBSTMSI-N	25"	65,000
FPB-33RBSTMSI-N	33"	65,000

## Square Drop-In


TMSI



Model No.	Pan	BTU (NG)
FPB-20SBSTMSI-N	20"	65,000
FPB-26SBSTMSI-N	26"	65,000

## Round Flat

TMSI



Model No.	Pan	BTU (NG)
FPB-26DBSTMSI-N	26"	65,000
FPB-29DBSTMSI-N	29"	65,000
FPB-34DBSTMSI-N	34"	65,000

## Square Flat

TMSI



Model No.	Pan	BTU (NG)
FPB-25SFBSTMSI-N	25"	65,000
FPB-30SFBSTMSI-N	30"	65,000



## Stainless Steel MT Burner Systems



### Round Drop-In

MT



Model No.	Pan	BTU (NG)
FPB-16RBSMT-N	16"	50,000
FPB-19RBSMT-N	19"	75,000
FPB-25RBS22MT-N	25"	125,000
FPB-29RBS22MT-N	29"	125,000
FPB-33RBS31MT-N	33"	175,000

### Square Drop-In

MT



Model No.	Pan	BTU (NG)
FPB-20SBSMT-N	20"	75,000
FPB-26SBS22MT-N	26"	125,000
FPB-32SBS31MT-N	32"	175,000
FPB-38SBS36MT-N	38"	250,000

### Round Flat

MT



Model No.	Pan	BTU (NG)
FPB-26DBS22MT-N	26"	125,000
FPB-29DBS22MT-N	29"	125,000
FPB-34DBS31MT-N	34"	175,000
FPB-39DBS36MT-N	39"	250,000
FPB-44DBS36MT-N	44"	250,000

### Square Flat

MT



Model No.	Pan	BTU (NG)
FPB-25SFBS22MT-N	25"	125,000
FPB-30SFBS22MT-N	30"	125,000
FPB-34SFBS31MT-N	34"	175,000
FPB-40SFBS36MT-N	40"	250,000
FPB-46SFBS36MT-N	46"	250,000

### Line of Fire - H Drop-In

MT



Model No.	Pan	BTU (NG)
LOF-2412HMT-N	24" x 12"	75,000
LOF-3012HMT-N	30" x 12"	100,000
LOF-3614HMT-N	36" x 14"	125,000
LOF-4214HMT-N	42" x 14"	125,000
LOF-4814HMT-N	48" x 14"	150,000
LOF-6016HMT-N	60" x 16"	175,000
LOF-7216HMT-N	72" x 16"	200,000
LOF-8416HMT-N	84" x 16"	225,000
LOF-9616HMT-N	96" x 16"	250,000

### Line of Fire - H Flat

MT



Model No.	Pan	BTU (NG)
LOF-2414FHMT-N	24" x 14"	75,000
LOF-3014FHMT-N	30" x 14"	100,000
LOF-3614FHMT-N	36" x 14"	125,000
LOF-4814FHMT-N	48" x 14"	150,000
LOF-6016FHMT-N	60" x 16"	175,000
LOF-7216FHMT-N	72" x 16"	200,000
LOF-8416FHMT-N	84" x 16"	225,000
LOF-9616FHMT-N	96" x 16"	250,000



## Line of Fire - T Drop-In

MT



Model No.	Pan	BTU (NG)
LOF-2406TMT-N	24" x 6"	50,000
LOF-3006TMT-N	30" x 6"	50,000
LOF-3606TMT-N	36" x 6"	75,000
LOF-4806TMT-N	48" x 6"	100,000
LOF-6006TMT-N	60" x 6"	125,000
LOF-7206TMT-N	72" x 6"	150,000
LOF-8406TMT-N	84" x 6"	175,000
LOF-9606TMT-N	96" x 6"	200,000

## Line of Fire - T Flat

MT



Model No.	Pan	BTU (NG)
LOF-2408FTMT-N	24" x 8"	50,000
LOF-3008FTMT-N	30" x 8"	50,000
LOF-3608FTMT-N	36" x 8"	75,000
LOF-4808FTMT-N	48" x 8"	100,000
LOF-6008FTMT-N	60" x 8"	125,000
LOF-7208FTMT-N	72" x 8"	150,000
LOF-8408FTMT-N	84" x 8"	175,000
LOF-9608FTMT-N	96" x 8"	200,000

# Propane Conversion Kits for FPB / LOF Burner Systems

Model No.	Model matches	Contains
OAS-LPK12	Universal LP Conversion kit for: 250,000 BTU	OAS-LP12, #S499-8, #113-SS4-D5, U3-8D-S
OAS-LPK19	Universal LP Conversion kit for: 225,000 BTU	OAS-LP19, #S499-8, #113-SS4-D5, U3-8D-S
OAS-LPK22	Universal LP Conversion kit for: 200,000 BTU	OAS-LP22, #S499-8, #113-SS4-D5, U3-8D-S
OAS-LPK26	Universal LP Conversion kit for: 175,000 BTU	OAS-LP26, #S499-8, #113-SS4-D5, U3-8D-S
OAS-LPK29	Universal LP Conversion kit for: 150,000 BTU	OAS-LP29, #S499-8, #113-SS4-D5, U3-8D-S
OAS-LPK31	Universal LP Conversion kit for: 125,000 BTU	OAS-LP31, #S499-8, #113-SS4-D5, U3-8D-S
OAS-LPK35	Universal LP Conversion kit for: 100,000 BTU	OAS-LP35, #S499-8, #113-SS4-D5, U3-8D-S
OAS-LPK41	Universal LP Conversion kit for: 75,000 BTU	OAS-LP41, #S499-8, #113-SS4-D5, U3-8D-S
OAS-LPK47	Universal LP Conversion kit for: 50,000 BTU	OAS-LP47, #S499-8, #113-SS4-D5, U3-8D-S
FG-AWS-PBO-P	Primary Pilot Orifice Only. Secondary Orifice does not need to be changed.	

# ✧ Burner Kits

## Pro Brass Burner Kits

ALL STAINLESS STEEL KITS SHIP AS NATURAL GAS.  
SEE PAGE 13 FOR LP CONVERSION KITS

### Burning Spur Kits



Model No.	Size	BTU (NG)
FG-PSBR-BS10-*K	10"	80,000
FG-PSBR-BS14-*K	14"	125,000
FG-PSBR-BS21-*K	21"	175,000

### Burning Spurs



Model No.	Size	BTU (NG)
FG-PSBR-BS10-*	10"	80,000
FG-PSBR-BS14-*	14"	125,000
FG-PSBR-BS21-*	21"	175,000

### H Burner Kits




Model No.	Size	BTU (NG)
FG-PSBR-H24-*K	24" x 6.75"	80,000
FG-PSBR-H30-*K	30" x 6.75"	95,000
FG-PSBR-H40-*K	40" x 6.75"	120,000
FG-PSBR-H50-*K	50" x 6.75"	160,000
FG-PSBR-H60-*K	60" x 6.75"	180,000
FG-PSBR-H80-*K	80" x 6.75"	250,000

### H Burners



Model No.	Size	BTU (NG)
FG-PSBR-H24-*	24" x 6.75"	80,000
FG-PSBR-H30-*	30" x 6.75"	95,000
FG-PSBR-H40-*	40" x 6.75"	120,000
FG-PSBR-H50-*	50" x 6.75"	160,000
FG-PSBR-H60-*	60" x 6.75"	180,000
FG-PSBR-H80-*	80" x 6.75"	250,000

### T Burner Kits



Model No.	Size	BTU (NG)
FG-PSBR-T24-*K	24"	60,000
FG-PSBR-T34-*K	34"	85,000
FG-PSBR-T42-*K	42"	105,000
FG-PSBR-T56-*K	56"	140,000
FG-PSBR-T68-*K	68"	170,000
FG-PSBR-T88-*K	88"	220,000
FG-PSBR-T98-*K	98"	245,000
FG-PSBR-T110-*K	110"	275,000
FG-PSBR-T122-*K	122"	305,000

### T Burners



Model No.	Size	BTU (NG)
FG-PSBR-T24-*	24"	60,000
FG-PSBR-T34-*	34"	85,000
FG-PSBR-T42-*	42"	105,000
FG-PSBR-T56-*	56"	140,000
FG-PSBR-T68-*	68"	170,000
FG-PSBR-T88-*	88"	220,000
FG-PSBR-T98-*	98"	245,000
FG-PSBR-T110-*	110"	275,000
FG-PSBR-T122-*	122"	305,000

## Stainless Steel Burner Kits

### Fire Ring Kits



Model No.	Size	BTU (NG)
FG-FR-6SSK	6"	50,000
FG-FR-12SSK	12"	50,000
FG-FR-18SSK	18"	75,000
FG-FR-24SSK	24"	125,000
FG-FR-30SSK	30"	250,000
FG-FR-36SSK	36"	350,000
FG-FR-48SSK	48"	350,000

### Fire Rings



Model No.	Size	BTU (NG)
FG-FR-6SS	6"	50,000
FG-FR-12SS	12"	50,000
FG-FR-18SS	18"	75,000
FG-FR-24SS	24"	125,000
FG-FR-30SS	30"	250,000
FG-FR-36SS	36"	350,000
FG-FR-48SS	48"	350,000

\* YOU MUST SELECT YOUR GAS TYPE.  
N = NATURAL GAS. P = LIQUID PROPANE

PRO BURNERS



STAINLESS BURNERS



## Burning Spur Kits



Made in the USA  
STAINLESS STEEL

Model No.	Size	BTU (NG)
DBS-12K	12"	50,000
DBS-16K	16"	75,000
DBS-22K	22"	125,000
DBS-31K	31"	175,000
DBS-36K	36"	250,000

## Burning Spurs



Made in the USA  
STAINLESS STEEL

Model No.	Size	BTU (NG)
DBS-12	12"	50,000
DBS-16	16"	75,000
DBS-22	22"	125,000
DBS-31	31"	175,000
DBS-36	36"	250,000

## H Burner Kits



Made in the USA  
STAINLESS STEEL

Model No.	Size	BTU (NG)
FG-H-2406SSK	24" x 6"	75,000
FG-H-3006SSK	30" x 6"	100,000
FG-H-3606SSK	36" x 6"	125,000
FG-H-4806SSK	48" x 6"	175,000

## H Burners



Made in the USA  
STAINLESS STEEL

Model No.	Size	BTU (NG)
FG-H-2406SS	24" x 6"	75,000
FG-H-3006SS	30" x 6"	100,000
FG-H-3606SS	36" x 6"	125,000
FG-H-4806SS	48" x 6"	175,000



Model No.	Size	BTU (NG)
FG-H-2110SSK	21" x 10"	75,000
FG-H-2710SSK	27" x 10"	100,000
FG-H-3310SSK	33" x 10"	125,000
FG-H-4510SSK	45" x 10"	150,000
FG-H-5710SSK	57" x 10"	175,000
FG-H-6910SSK	69" x 10"	200,000
FG-H-8110SSK	81" x 10"	225,000
FG-H-9310SSK	93" x 10"	250,000



Model No.	Size	BTU (NG)
FG-H-2110SS	21" x 10"	75,000
FG-H-2710SS	27" x 10"	100,000
FG-H-3310SS	33" x 10"	125,000
FG-H-4510SS	45" x 10"	150,000
FG-H-5710SS	57" x 10"	175,000
FG-H-6910SS	69" x 10"	200,000
FG-H-8110SS	81" x 10"	225,000
FG-H-9310SS	93" x 10"	250,000

## T Burner Kits



Made in the USA  
STAINLESS STEEL

Model No.	Size	BTU (NG)
FG-T-21SSK	21"	50,000
FG-T-27SSK	27"	50,000
FG-T-33SSK	33"	75,000
FG-T-45SSK	45"	100,000
FG-T-57SSK	57"	125,000
FG-T-69SSK	69"	150,000
FG-T-81SSK	81"	175,000
FG-T-93SSK	93"	200,000

## T Burners



Made in the USA  
STAINLESS STEEL

Model No.	Size	BTU (NG)
FG-T-21SS	21"	50,000
FG-T-27SS	27"	50,000
FG-T-33SS	33"	75,000
FG-T-45SS	45"	100,000
FG-T-57SS	57"	125,000
FG-T-69SS	69"	150,000
FG-T-81SS	81"	175,000
FG-T-93SS	93"	200,000


























































# SRW/Paver FPB Packages & Accessories

## SRW / Paver FPB Packages



ID = Inside Diameter

FPB-29DTMSIN-PK ID Range: 29" - 32"	— PACKAGE CONTAINS →		+		+		+		+	
		FPB-29DBSTMSI-N		FLEXFRAME-SS3		PAVER-VENT-4LNLS		PAVER-CP-TMSI		FG-LAVA-40
FPB-34DTMSIN-PK ID Range: 34" - 37"	— PACKAGE CONTAINS →		+		+		+		+	
		FPB-34DBSTMSI-N		FLEXFRAME-SS3		PAVER-VENT-4LNLS		PAVER-CP-TMSI		FG-LAVAL-40 + 10
FPB-30SFTMSIN-PK ID Range: 30" - 33"	— PACKAGE CONTAINS →		+		+		+		+	
		FPB-30SFBSTMSI-N		FLEXFRAME-SS3		PAVER-VENT-4LNLS		PAVER-CP-TMSI		FG-LAVA-40
FPB-29D22MTN-PK ID Range: 29" - 32"	— PACKAGE CONTAINS →		+		+		+		+	
		FPB-29DBS22MT-N		FLEXFRAME-SS3		PAVER-VENT-4LNLS		PAVER-CP-MT		FG-LAVA-40
FPB-34D31MTN-PK ID Range: 34" - 37"	— PACKAGE CONTAINS →		+		+		+		+	
		FPB-34DBS31MT-N		FLEXFRAME-SS3		PAVER-VENT-4LNLS		PAVER-CP-MT		FG-LAVAL-40 + 10
FPB-34D31MTN-PK2 ID Range: 34" - 37"	— PACKAGE CONTAINS →		+		+		+		+	
		FPB-34DBS31MT-N		FLEXFRAME-SS3		PAVER-VENT-6LNLS		PAVER-CP-MT		FG-LAVAL-40 + 10
FPB-44DBS36MTN-PK ID Range: 44" - 47"	— PACKAGE CONTAINS →		+		+		+		+	
		FPB-44DBS36MT-N		FLEXFRAME-SS3		PAVER-VENT-4LNLS		PAVER-CP-MT		FG-LAVAL-40 + 10
FPB-25SF22MTN-PK ID Range: 25" - 28"	— PACKAGE CONTAINS →		+		+		+		+	
		FPB-25SFS22MT-N		FLEXFRAME-SS		PAVER-VENT-4LNLS		PAVER-CP-MT		FG-LAVAL-10 (3)
FPB-30SF22MTN-PK ID Range: 30" - 33"	— PACKAGE CONTAINS →		+		+		+		+	
		FPB-30SFS22MT-N		FLEXFRAME-SS3		PAVER-VENT-4LNLS		PAVER-CP-MT		FG-LAVA-40
FPB-34SF31MTN-PK ID Range: 34" - 37"	— PACKAGE CONTAINS →		+		+		+		+	
		FPB-34SFS31MT-N		FLEXFRAME-SS3		PAVER-VENT-4LNLS		PAVER-CP-MT		FG-LAVAL-40 + 10
FPB-40SFS36MTN-PK ID Range: 40" - 43"	— PACKAGE CONTAINS →		+		+		+		+	
		FPB-40SFS36MT-N		FLEXFRAME-SS3		PAVER-VENT-4LNLS		PAVER-CP-MT		FG-LAVAL-40 + 10






## Flexframe



Allows you the flexibility to fill the gap between the fire pit structure and the pan.

Allows you to easily remove the burner without disturbing the structure.


Flexible and easy to adapt for round, square, and rectangular fire pits.



### FLEXFRAME-PRO3


Wider version of the flexframe. Comes as a three piece kit. This larger size allows the use of any round, square or linear drop-in pan or flat in fire pits up to 6" larger than their OD size.

**Three (3) 44" pieces per package.**



### Flexframe-SS


Two (2) 44" pieces per package. Allows up to 3" span into fire pit.



### Flexframe-SS3

Three (3) 44" pieces per package. Allows up to 3" span into fire pit.

## SRW / Paver Control Panels




### PAVER-CP-AWS

For use when building fire pit enclosures with SRW block and an AWS burner system.

#### INCLUDES:

SRW bracket kit and extender  
Lintel - 12" L x 3" W  
Screws and fittings  
Tapcon® concrete anchors




### PAVER-CP-TMSI

For use when building fire pit enclosures with SRW block and an TMSI burner system.

#### INCLUDES:

SRW bracket kit and extender  
Lintel - 12" L x 3" W  
Screws and fittings  
Tapcon® concrete anchors




### PAVER-CP-MT-MSI

For use when building fire pit enclosures with SRW block and an MT burner system.

#### INCLUDES:

Face plate for key valve and MSI  
SRW bracket kit and extender  
Lintel - 12" L x 3" W  
Battery operated Piezo igniter  
Ignition hood  
Screws and fittings  
Tapcon® concrete anchors




### PAVER-CP-MT

For use when building fire pit enclosures with SRW block and an MT burner system.

#### INCLUDES:

SRW bracket kit and extender  
Lintel - 12" L x 3" W  
Screws and fittings  
Tapcon® concrete anchors

## SRW / Paver Vent Kits




### PAVER-VENT-4-LNTS

Stainless steel SRW vent kit with lintel.

#### INCLUDES:

Two (2) 3 5/8"H x 8"W vents with mounting plate, extension plate extends overall size up to 10"W  
Two (2) Tapcon® concrete anchors  
Two (2) Lintels 12"L x 3"W (20 gauge galvanized steel)  
Each vent provides 18 square inches of ventilation



### PAVER-VENT-6-LNTS

Stainless steel SRW vent kit with lintel.

#### INCLUDES:

Two (2) 5 5/8"H x 8"W vents with mounting plate, extension plate extends overall size up to 10"W  
Two (2) Tapcon® concrete anchors  
Two (2) Lintels 12"L x 3"W (20 gauge galvanized steel)  
Each vent provides 18 square inches of ventilation



### MSI-BSMT1

Manual spark ignition kit for FPB "MT" Match Throw Systems featuring the burning spur.



READY TO FINISH (RTF)

## Linear Enclosures



**INCLUDED**  
VENT-KIT-6X12

### Features

The exterior panels are factory clad with 1/2" Perma-base cement board. Perma-base is impact resistant, extremely durable and dimensionally stable. It has overall flexural, compressive and tensile strength characteristics, highly moisture resistant and will not rot, disintegrate or swell when exposed to water. Supports up to 700lbs. Template lines on top of units for easy cutting out the correct burner size. Warranty: FRAME: Lifetime warranty on construction and manufacturer defects. Comes included with a VENT-KIT-6X12

Model No.	Dimensions
RTF-L4224	42" L x 24" W x 18" H
RTF-L4234	42" L x 34" W x 18" H
RTF-L6024	60" L x 24" W x 18" H
RTF-L6034	60" L x 34" W x 18" H
RTF-L8424	84" L x 24" W x 18" H
RTF-L8434	84" L x 34" W x 18" H
RTF-L10824	108" L x 24" W x 18" H
RTF-L10834	108" L x 34" W x 18" H

READY TO FINISH (RTF)

## Round Enclosures




**INCLUDED**  
VENT-KIT-6X12

Model No.	Dimensions
RTF-R42	42" Diameter x 18" H
RTF-R48	48" Diameter x 18" H
RTF-R60	60" Diameter x 18" H

READY TO FINISH (RTF)

## Square Enclosures



**INCLUDED**  
VENT-KIT-6X12

Model No.	Dimensions
RTF-S42	42" W x 18" H
RTF-S48	48" W x 18" H
RTF-S60	60" W x 18" H



## Media



### Lava Rock

Each rock is approximately 1" to 2" in diameter

FG-LAVA-10 10 lbs.  
FG-LAVA-40 1 cubic foot  
Approx 30 - 40 lbs.



### Lava Stones

Each stone is approximately 1" to 2" in diameter

FG-LS50 50 lbs.


## Glass

APPROXIMATELY 1/2" TO 3/4" IN SIZE.

### Broken Glass



Black  
GL-BLACK-10



Copper  
GL-COPPER-10



Crystal  
GL-CRYSTAL-10



Light Blue  
GL-LIGHTBLUE-10



Seabreeze  
GL-SEABREEZE-10


SOLD IN 10LB JUGS



### Reflective Glass



Black  
GRL-BLACK-10



Bronze  
GRL-BRONZE-10



Cobalt  
GRL-COBALT-10



Copper  
GRL-COPPER-10



Silver  
GRL-SILVER-10

PRO SERIES

## Steel Log Sets

PRO SERIES

## Steel Twig Sets



Ironwood Steel (7)  
L-IW-SM



Ironwood Steel (11)  
L-IW-MED



Ironwood Steel (14)  
L-IW-LG



Ironwood Steel (14)  
L-IW-XL



Twig Set (4)  
L-IW-TWIG810



Twig Set (5)  
L-IW-TWIG1214

REFRACTORY CONCRETE

## Log Sets

REFRACTORY CONCRETE

## Twig Sets



Sedona (19)  
L-SEDONA



Spit Fire (17)  
L-SF



Birch (5)  
L-BR-3048



Birch (6)  
L-BR-6084



Driftwood (5)  
L-DW-3048



Driftwood (6)  
L-DW-6084



New Oak (5)  
L-NO-3048



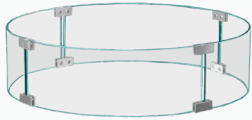
New Oak (6)  
L-NO-6084



## Glass Windshields

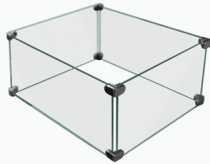
ALL WINDSHIELDS ARE 1/4" THICK (5MM)

### Round Windshields



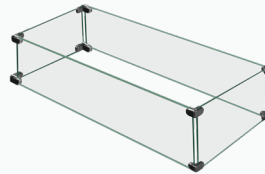
Model No.	Dimensions
GWS-23R	23" Diam. x 8" H
GWS-32R	32" Diam. x 8" H
GWS-36R	36" Diam. x 8" H
GWS-38R	38" Diam. x 8" H
GWS-48R	48" Diam. x 8" H
GWS-60R	60" Diam. x 8" H

### Square Windshields



Model No.	Dimensions
GWS-2424	24" W x 7 1/2" H
GWS-3030	30" W x 7 1/2" H
GWS-3838	38" W x 7 1/2" H
GWS-4242	42" W x 7 1/2" H

### Linear Windshields



Model No.	Dimensions	Model No.	Dimensions
GWS-2911	29 1/2" L x 11 1/2" W x 6" H	GWS-5311	53 1/2" L x 11 1/2" W x 6" H
GWS-2917	29" L x 17" W x 6" H	GWS-5319	53" L x 19" W x 6" H
GWS-3511	35 1/2" L x 11 1/2" W x 6" H	GWS-6511	65 1/2" L x 11 1/2" W x 6" H
GWS-3517	35" L x 17" W x 6" H	GWS-6521	65" L x 21" W x 6" H
GWS-4111	41 1/2" L x 11 1/2" W x 6" H	GWS-7711	77 1/2" L x 11 1/2" W x 6" H
GWS-4119	41" L x 19" W x 6" H	GWS-7721	77" L x 21" W x 6" H

## Lids

ALL LIDS ARE CONSTRUCTED OF STAINLESS STEEL | \*HEIGHT INCLUDES HANDLE



### Round Lids




Model No.	Dimensions	For Drop-In Systems:
LID-19R2	22" Diam. x 2 1/2" H	FPB-19R
LID-25R2	28" Diam. x 2 1/2" H	FPB-25R
LID-29R2	32" Diam. x 2 1/2" H	FPB-29R
LID-33R2	36" Diam. x 2 1/2" H	FPB-33R

### Square Lids



Model No.	Dimensions	For Drop-In Systems:
LID-20S	22 3/4" W x 2" H	FPB-20S
LID-26S	28 3/4" W x 2" H	FPB-26S
LID-32S	32 3/4" W x 2" H	FPB-32S
LID-38S	38 3/4" W x 2" H	FPB-38S

### Linear Lids



Lids for LOF with "H" Burners

Model No.	Dimensions	For Burner Systems:
LID-LOF2412	26 3/4" L x 14 3/4" W x 2 7/8" H	LOF2412
LID-LOF3012	32 3/4" L x 14 3/4" W x 2 7/8" H	LOF3012
LID-LOF3614	38 3/4" L x 16 3/4" W x 2 7/8" H	LOF3614
LID-LOF4214	44 3/4" L x 16 3/4" W x 2 7/8" H	LOF4214
LID-LOF4814	50 3/4" L x 16 3/4" W x 2 7/8" H	LOF4814
LID-LOF6016	62 3/4" L x 18 3/4" W x 2 7/8" H	LOF6016
LID-LOF7216	74 3/4" L x 18 3/4" W x 2 7/8" H	LOF7216
LID-LOF8416	86 3/4" L x 18 3/4" W x 2 7/8" H	LOF8416
LID-LOF9616	98 3/4" L x 18 3/4" W x 2 7/8" H	LOF9616



Lids for LOF with "T" Burners

Model No.	Dimensions	For Burner Systems:
LID-LOF2406	26 3/4" L x 8 3/4" W x 2 7/8" H	LOF2406
LID-LOF3006	32 3/4" L x 8 3/4" W x 2 7/8" H	LOF3006
LID-LOF3606	38 3/4" L x 8 3/4" W x 2 7/8" H	LOF3606
LID-LOF4806	50 3/4" L x 8 3/4" W x 2 7/8" H	LOF4806
LID-LOF6006	62 3/4" L x 8 3/4" W x 2 7/8" H	LOF6006
LID-LOF7206	74 3/4" L x 8 3/4" W x 2 7/8" H	LOF7206
LID-LOF8406	86 3/4" L x 8 3/4" W x 2 7/8" H	LOF8406
LID-LOF9606	98 3/4" L x 8 3/4" W x 2 7/8" H	LOF9606



## Gas Valves / Gas Valve Accessories / Vent Kit



KEY-PC-12

12" polished chrome key for key valve



KV-PC-12

High capacity straight key valve with polished chrome key cover and 12" key (350,000 BTU @ 1/2 PSI)



VENT-KIT-6X12SS

Includes 2 stainless steel 6" tall x 12" wide vents. Each vent provides 18 square inches of cross ventilation.



MSI-BSMTI

Manual spark ignition kit for FPB "MT" Match Throw Systems featuring the burning spur.

## Estop Timers & Accessories



- Unique all mechanical gas shut-off timer with built-in emergency stop - no power required
- High Btu capacity
- Safest gas timer available in the industry
- Available in 2.5 and 1 hour models
- Innovative multi-port design provides installation flexibility
- 1/2" NPT inlets and outlets (side and back)
- Six (6) mounting holes (front and side) for secure installation
- Natural gas (NG) or Liquid Propane (LP) - no conversion necessary
- Dial has UV Protection



ESTOP1-0H

Mechanical timer with manual emergency shut-off. 1 hour countdown timer.



ESTOP2-5H

Mechanical timer with manual emergency shut-off. 2.5 hour countdown timer.



ESTOP-CP-KIT

Control panel designed to house ESTOP1-0H / ESTOP2-5H timers.



ESTOP-LC-KIT

Locking Cabinet designed to house ESTOP1-0H / ESTOP2-5H timers (Removable Lock)



ESTOP-RM-KIT

Surface mount enclosure designed to house ESTOP1-0H / ESTOP2-5H timers.

## Propane Accessories



FG-12QDK

Quick Disconnect Kit for use with Natural Gas or Liquid Propane - 12' (144"), 3/8" I.D.



FG-32LPHRK

32" Liquid Propane Hose and Regulator Kit, Rated at 85,375 BTU @10" W.C. CSA-AGA/CGA Approved.



FG-60LPHRK

60" Liquid Propane Hose and Regulator Kit, Rated at 130K BTU @10" W.C. CSA-AGA/CGA Approved.



FG-LPQDK

LP quick disconnect kit - includes 12' (144") 1/2" OD, 3/8" ID, gray PVC hose with quick disconnect fitting.



FG-LPRK

100K BTU Liquid Propane Regulator, 3/8" MPT Adapter and Acme Quick Connect. CSA-AGA/CGA approved.



## Replacement Parts & Kits

### FG-AWS-SVC-KIT

FG-TP : Thermopile - for primary pilot assembly  
 FG-HSI : Hot Surface Ignition - for pilot burner assembly  
 FG-AWS-CONTROLLER : Main Controller Module

### FG-TMSI-PILOT-SVC-KIT

FG-IGNIT-ASSY-PI: Igniter Assembly  
 FG-SPARK-IGN: Spark Igniter Assembly  
 FG-GASVALVE-2: Gas Valve (piloted)  
 FG-CONTROL-KNOB: Control Knob

### FG-TFS-SVC-KIT

VCS-5000MODTC : Module  
 AF-4000BP12 : Battery Pack w/12' wire  
 TFS-IGNT-ASSEMBLY : Igniter Assembly  
 ST3-100-1027 : Mesh Screen cover for Ignition Hood  
 ST3-113-1028 : Stainless Thread Cutting Screws (8)

### FG-LTFS-SVC-KIT

PILOTO23300-206 : Pilot Assembly  
 VCS-5000MODTC : Module  
 AF-4000BP12 : Battery Pack w/12' wire

### FG-TMSI-SVC-KIT

TMS-TC-ASSEMBLY : Thermocouple/Rainshield Replacement Kit  
 ST3-080-1009 : Copreci Manual Gas Valve  
 ST3-110-1005: Mounting Nut for Copreci Valve  
 ST3-050-1024 : Manual Gas Valve Knob for Copreci Valve  
 3042-RB : Manual Spark Ignitor Module with Red Button  
 PIEZO23WH : 23" Piezo Extension wire  
 PIEZO48WH : 48" Piezo Extension wire  
 ST3-100-1027 : Mesh Screen Cover (for ignition hood)  
 ST3-113-1028 : Stainless Thread Cutting Screws



**PILOTO-23300-206**  
L series burner pilot assembly



**FG-SPARK-IGN**  
Spark igniter for TMSI LOF systems



**FG-CONTROL-KNOB**  
Control knob for all LOF burners featuring TMSI LOF ignition



**VCS-5000MODTC**  
Ignition module



**FG-THERMOCOUPLE**  
Thermocouple for non-piloted TMSI Line Of Fire systems



**ST3-080-1009**  
Copreci manual gas valve for round, square and flat burners featuring TMSI ignition system



**FG-IGNIT-ASSY-PI**  
Ignition assembly for piloted TMSI Line Of Fire systems



**FG-GASVALVE-2**  
Gas Valve (piloted) Fits:  
LOF-48LHTMSI-N  
LOF-48LT TMSI-N  
LOF-60LT TMSI-N



**TMSI-TC-ASSEMBLY**  
Copreci Thermocouple with Ignition hood



**FG-GASVALVE-1**  
Gas valve (non-piloted) for LOF TMSI systems



**TFS-IGNT-ASSEMBLY**  
Ignition module, igniter probes, thermocouple and ignition hood

## AWS Ignition Accessories & Replacement Parts

POOL CERTIFIED



**FG-AWS-PS-30V320**  
30VDC, 320W Power Supply



**GOE-30VDC**  
30 VDC power supply for single fire feature



**AWS-SWITCH-KIT**  
Stainless steel faceplate with switch



**AWS-FACEPLATE**  
Stainless steel faceplate (only)



**FG-PBA**  
FG-AWS pilot burner assembly (30" long)




**FG-AWS-PBO-P**  
Pilot burner orifice for FG-AWS30VDC-GOEK and FG-AWS30VDC-K.



**FG-TIMER-2HR**  
Two (2) hour mechanical timer.



**FG-1420-AOD**  
1420-A (On/Off/Remote) with 110 Receiver.



**FG-EMER-STOP**  
Electronic emergency stop for 120VAC or 30 VDC.



**FG-FD2HW**  
120 min mechanical timer (no enclosure)



**FG-ICB**  
AWS Ignition control box



**FG-HEATSHIELD**  
AWS heat shield



**FG-AWS-HARDWARE-BAG**  
Hardware bag for AWS valve systems

Built for NG. If LP is required, must purchase FG-AWS-PBO-P



## Gas Flex



**T200-9898-10**  
1/2" OD (3/8" ID) x 10', with 1/2" OD FLARE NUTS

**T200-9898-16**  
1/2" OD (3/8" ID) x 16', with 1/2" OD FLARE NUTS

**T200-9898-22**  
1/2" OD (3/8" ID) x 22', with 1/2" OD FLARE NUTS

**T200-9898-28**  
1/2" OD (3/8" ID) x 28', with 1/2" OD FLARE NUTS

**T200-9898-34**  
1/2" OD (3/8" ID) x 34', with 1/2" OD FLARE NUTS

**T200-9898-46**  
1/2" OD (3/8" ID) x 46', with 1/2" OD FLARE NUTS

## Gas Fittings



**U1-6C-S**  
Steel Gas Flare Fitting,  
3/8" OD Flare x 3/8" MIP  
(tapped 1/8" FIP)



**U1-6D-S**  
Steel Gas Flare Fitting,  
3/8" OD Flare x 1/2" MIP  
(tapped 3/8" FIP)



**U1-8C-S**  
Steel Gas Flare Fitting,  
1/2" OD Flare x 3/8" MIP  
(tapped 1/4" FIP)



**U1-8D-S**  
Steel Gas Flare Fitting,  
1/2" OD Flare x 1/2" MIP  
(tapped 3/8" FIP)



**U3-6D-S**  
Steel Gas Flare Fitting,  
3/8" OD Flare x 1/2" FIP



**U3-8D-S**  
Steel Gas Flare Fitting,  
1/2" OD Flare x 1/2" FIP

## Custom Fire Features



Not all projects fit within our product line. But don't worry. We've got you covered. Visit our website or scan the QR code to fill out the Custom Order Form. An associate will reach out to you if we have any questions regarding your form submission.

Quote Turn-Around Time: 3-4 Business Days

## Firegear Warranty



Need to see the latest Firegear Warranty, scan the QR code to download a copy.



# How Much Media Should I Use?

## Kalea Bay

Model	Glass Only
36" Kalea Bay	15 lbs
48" Kalea Bay	20 lbs
60" Kalea Bay	25 lbs
72" Kalea Bay	25 lbs

## Sanctuary 1

Glass Only	Lava Rock	Lava Stones
30 lbs	20 lbs	35 lbs

## Sanctuary 2/3

Model	Glass Only	Lava Rock Is a Base	Lava Stones on Top of Lava Rock
Sanct 2	120 lbs	30 lbs	30 lbs
Sanct 3	70 lbs	15 lbs	20 lbs

## Round Fire Pits

Inside Diameter of Fire Pit	Lava Rock Only	Lava Rock as a Base	Glass on Top of Lava Rock	Lava Stones on Top of Lava Rock	Glass Only
16"	10 lbs	5 lbs	10 lbs	10 lbs	30 lbs
19"	10 lbs	10 lbs	20 lbs	15 lbs	40 lbs
25"	15 lbs	15 lbs	30 lbs	20 lbs	70 lbs
29"	20 lbs	20 lbs	40 lbs	25 lbs	90 lbs
33"	25 lbs	25 lbs	50 lbs	30 lbs	110 lbs
34"	30 lbs	25 lbs	60 lbs	30 lbs	120 lbs
44"	45 lbs	35 lbs	70 lbs	50 lbs	200 lbs

## Square Fire Pits

Inside Diameter of Fire Pit	Lava Rock Only	Lava Rock as a Base	Glass on Top of Lava Rock	Lava Stones on Top of Lava Rock	Lava Boulders on Top of Lava Rock	Glass Only
20"	10 lbs	10 lbs	20 lbs	15 lbs	1/2 Box	50 lbs
26"	15 lbs	15 lbs	30 lbs	20 lbs	3/4 box	90 lbs
32"	25 lbs	25 lbs	50 lbs	30 lbs	1 box	130 lbs
38"	30 lbs	30 lbs	60 lbs	35 lbs	1 1/4 boxes	190 lbs

## Pro Lof - H Flat

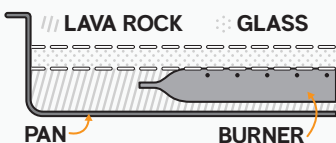
Model	Lava Rock Only	Glass Only	Lava Stones Only
LOF-3010PS246	20 lbs	40 lbs	20 lbs
LOF-3610PS306	20 lbs	50 lbs	20 lbs
LOF-4810PS406	30 lbs	60 lbs	30 lbs
LOF-6010PS506	40 lbs	80 lbs	40 lbs
LOF-7210PS606	50 lbs	100 lbs	50 lbs
LOF-9610PS806	60 lbs	130 lbs	60 lbs

## Pro Lof - H Flat

Model	Lava Rock Only	Glass Only	Lava Stones Only
LOF-3010PS246	20 lbs	40 lbs	20 lbs
LOF-3610PS306	20 lbs	50 lbs	20 lbs
LOF-4810PS406	30 lbs	60 lbs	30 lbs
LOF-6010PS506	40 lbs	80 lbs	40 lbs
LOF-7210PS606	50 lbs	100 lbs	50 lbs
LOF-9610PS806	60 lbs	130 lbs	60 lbs

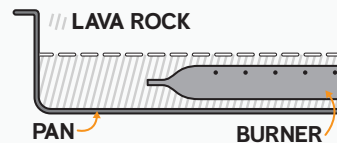
### Lava Rock & Glass

In order to use glass, you must lay down a layer of lava rock. Fill the pan with lava rock until it is level with the top of the burner. Then take your glass and lay it on top of the lava rock and burner. The glass should only be 3/4" to 1" thick, or just enough to cover the burner.



### Lava Rock Only

When using lava rock, use enough to cover entire burner. Do not over-fill. Just use enough to hide the burner from view.







### H Drop-In

Model	Lava Rock Only	Glass Only	Lava Stones Only
LOF-2412H	20 lbs	40 lbs	20 lbs
LOF-3012H	20 lbs	50 lbs	20 lbs
LOF-3614H	30 lbs	70 lbs	30 lbs
LOF-4814H	40 lbs	90 lbs	40 lbs
LOF-6016H	50 lbs	130 lbs	50 lbs
LOF-7216H	60 lbs	150 lbs	60 lbs
LOF-8416H	70 lbs	180 lbs	70 lbs
LOF-9616H	80 lbs	200 lbs	80 lbs

### H Flat

Model	Lava Rock Only	Glass Only	Lava Stones Only
LOF-2414FH	20 lbs	50 lbs	20 lbs
LOF-3014FH	20 lbs	60 lbs	20 lbs
LOF-3614FH	30 lbs	70 lbs	30 lbs
LOF-4814FH	40 lbs	90 lbs	40 lbs
LOF-6016FH	50 lbs	130 lbs	50 lbs
LOF-7216FH	60 lbs	150 lbs	60 lbs
LOF-8416FH	70 lbs	180 lbs	70 lbs
LOF-9616FH	80 lbs	200 lbs	80 lbs

### T Drop-In

Model	Lava Rock Only	Glass Only	Lava Stones Only
LOF-2406T	10 lbs	20 lbs	10 lbs
LOF-3006T	10 lbs	30 lbs	10 lbs
LOF-3606T	10 lbs	30 lbs	10 lbs
LOF-4806T	20 lbs	40 lbs	20 lbs
LOF-6006T	20 lbs	50 lbs	20 lbs
LOF-7206T	20 lbs	60 lbs	20 lbs
LOF-8406T	30 lbs	70 lbs	30 lbs
LOF-9606T	30 lbs	80 lbs	30 lbs

### T Flat

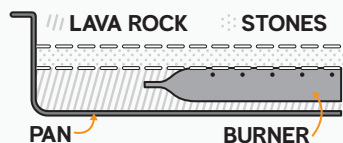
Model	Lava Rock Only	Glass Only	Lava Stones Only
LOF-2408FT	10 lbs	30 lbs	10 lbs
LOF-3008FT	20 lbs	30 lbs	20 lbs
LOF-3608FT	20 lbs	40 lbs	20 lbs
LOF-4808FT	20 lbs	50 lbs	20 lbs
LOF-6008FT	30 lbs	60 lbs	30 lbs
LOF-7208FT	30 lbs	80 lbs	30 lbs
LOF-8408FT	40 lbs	90 lbs	40 lbs
LOF-9608FT	40 lbs	100 lbs	40 lbs

### Line of Fire - TMSI

Model	Lava Rock Only	Glass Only	Lava Stones Only
LOF-30LHTMSI-N	20 lbs	30 lbs	20 lbs
LOF-36LHTMSI-N	30 lbs	40 lbs	30 lbs
LOF-48LHTMSI-N	40 lbs	60 lbs	40 lbs
LOF-30LTTMSI-N	10 lbs	20 lbs	10 lbs
LOF-36LTTMSI-N	20 lbs	30 lbs	20 lbs
LOF-48LTTMSI-N	20 lbs	30 lbs	20 lbs
LOF-60LTTMSI-N	30 lbs	40 lbs	30 lbs

#### Lava Rock & Stones

In order to use lava stones, you must lay down a layer of lava rock. Fill the pan with lava rock until it is level with the top of the burner. Then take your lava stones and lay it on top of the lava rock and burner. The lava stones should only be one layer thick, just enough to cover the burner.





# Gas Pipe Sizing Chart

GAS PIPE SIZING



## Natural Gas

Pipe Length (feet)	1/2"	3/4"	1"	1 - 1/4"	1 - 1/2"	2"	2 - 2 1/2"	3"	4"
10	108	230	387	793	1237	2259	3640	6434	-
20	75	160	280	569	877	1610	2613	5236	9521
30	61	129	224	471	719	1335	2165	4107	7859
40	52	110	196	401	635	1143	1867	3258	6795
50	46	98	177	364	560	1041	1680	2936	6142
60	42	89	159	336	513	957	1559	2684	5647
70	38	82	149	317	476	896	1447	2492	5250
80	36	76	140	239	443	840	1353	2315	4900
90	33	71	133	275	420	793	1288	2203	4667
100	32	68	126	266	411	775	1246	2128	4518
125	28	60	117	243	369	700	1143	1904	4065
150	25	54	105	215	327	625	1008	1689	3645
175	23	50	93	196	303	583	993	1554	3370
200	22	47	84	182	280	541	877	1437	3160
300	17	37	70	145	224	439	686	1139	2539

Natural Gas (NG) flow is given in thousands of BTU/hr. One cubic foot of NG gas - 1000 BTU.

Nominal pressure at the burner for Natural Gas is 3.5" of water column. (Typical machine supply 5" - 7").

Pipe length must include additional length for all fittings. Add approximately 5 feet of pipe per fitting.

Natural Gas Example: A machine with a burner that requires 440,000 BTU would need a 1 - 1/4" pipe for a 20' long run.

## Liquid Propane

Pipe Length (feet)	1/2"	3/4"	1"	1 - 1/4"	1 - 1/2"	2"	2 - 2 1/2"	3"	4"
10	275	567	1071	2205	3307	6221	10140	17990	35710
20	189	393	732	1496	2299	4331	7046	12510	25520
30	152	315	590	1212	1858	3465	5695	10110	20620
40	129	267	504	1039	1559	2992	4778	8481	17300
50	114	237	448	913	1417	2646	4343	7708	15730
60	103	217	409	834	1275	2394	3908	6936	14150
70	89	185	346	724	1086	2047	3329	5908	12050
80	78	162	307	630	976	1811	2991	5309	10830
90	69	146	275	567	866	1606	2654	4711	9613
100	63	132	252	511	787	1496	2412	4281	8736
125	54	112	209	439	665	1282	2083	3618	7382
150	48	100	185	390	590	1138	1808	3210	6549
175	43	90	168	353	534	1030	1637	2905	5927
200	40	83	155	325	491	947	1505	2671	5450
300	37	77	144	303	458	887	1404	2492	5084

Liquid Propane (LP) flow is given in thousands of BTU/hr. One cubic foot of NG gas - 2516 BTU.

This chart refers to low pressure LP, after regulation, standard nominal pressure at the burner for Liquid Propane Gas is 11" of water column

Pipe length must include additional length for all fittings. Add approximately 5 feet of pipe per fitting.

Liquid Propane Example: A machine with a burner that requires 440,000 BTU would need a 1" pipe for a 20' long run.

NOTE: The sizing charts above list the specific pipe sizes required for the amount of BTU's for a new gas line installations. If you are using an existing gas line you must take into consideration the existing gas line capacities to ensure you will have proper pressure.

This chart is for reference only, we recommend you consult with a Licensed Plumber/Gas Fitter or NFPA54 (National Fuel Gas Code - current edition) for more details.



The best room in the house isn't in the house at all.

