

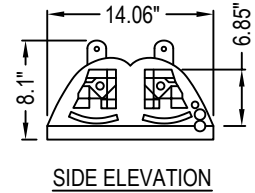
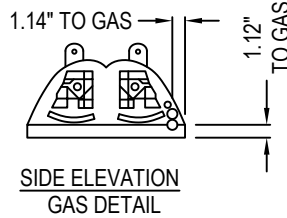


SELECT DESIRED GAS:

- NATURAL GAS
- PROPANE

SELECT DESIRED FINISH:

- MARINE GRADE ALUMINUM REFLECTORS, BURNER END CAP, SERVICE COVER AND EXHAUST END CAP
- BLACK CANOPY REFLECTORS. BLACK, BURNER END CAP, SERVICE COVER AND EXHAUST END CAP
- 316 MARINE GRADE STAINLESS REFLECTORS, BURNER AND EXHAUST END CAP, SERVICE COVER



PLAN VIEW



FRONT ELEVATION

**TECHNICAL SPECIFICATIONS:**

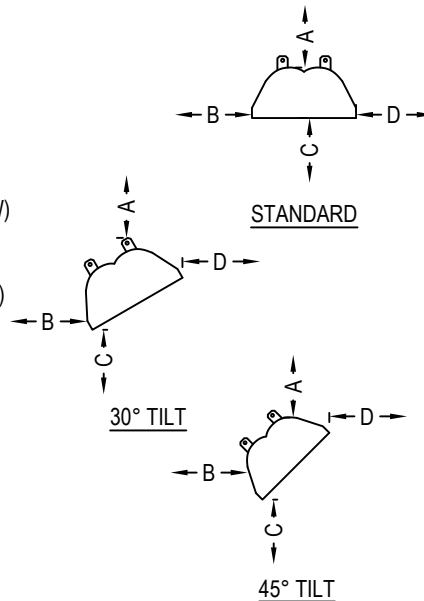
- 316 MARINE GRADE ALUMINUM AND SS BURNER HEAD CONSTRUCTION
- ALUMINUM DECORATIVE GRILLE
- PROPANE PRESSURE:  
LP INLET 14" W.C (MAX) 11.5" W.C (MIN)  
LP MANIFOLD 10.2" W.C (HI), 4.2" W.C (LOW)
- GAS SUPPLY PRESSURE:  
NG INLET 14" W.C (MAX), 5" W.C (MIN)  
NG MANIFOLD 3.3" W.C.(HI), 1.5" W.C.(LOW)
- INLET CONNECTION: 1/2" FEMALE NPT.
- ELECTRIC SUPPLY: 120 VAC, 60 HZ, 1 AMP; 36" CORD WITH GROUNDED 3 PRONG PLUG.
- CONTROL: TWO-STAGE SWITCH - PART #EE020 (OPTIONAL).

**WARRANTY:**

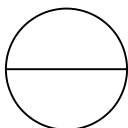
- BURNER AND CONTROLS: 3 YEAR
- HEAT TREATED ALUMINIZED TUBE: 10 YEARS

**NOTES:**

1. INSTALLATION TO BE COMPLETED IN ACCORDANCE WITH MANUFACTURER'S SPECIFICATIONS.
2. DO NOT SCALE DRAWING.
3. THIS DRAWING IS INTENDED FOR USE BY ARCHITECTS, ENGINEERS, CONTRACTORS, CONSULTANTS AND DESIGN PROFESSIONALS FOR PLANNING PURPOSES ONLY.
4. ALL INFORMATION CONTAINED HEREIN WAS CURRENT AT THE TIME OF DEVELOPMENT BUT MUST BE REVIEWED AND APPROVED BY THE PRODUCT MANUFACTURER TO BE CONSIDERED ACCURATE.
5. CONTRACTOR'S NOTE: FOR PRODUCT AND COMPANY INFORMATION VISIT [www.CADdetails.com/info](http://www.CADdetails.com/info) AND ENTER REFERENCE NUMBER 5029-018.



CLEARANCE TO COMBUSTIBLES		
REFLECTOR CONFIGURATION	DIMENSION	MODEL NO.
		ETS100 - 17'
		62,000/100,000 BTU/HR
STANDARD	A	4"
	B	29"
	C	73.5"
	D	29"
30° TILT	A	6"
	B	6"
	C	58"
	D	41"
45° TILT	A	8"
	B	2.5"
	C	55.5"
	D	43"
ENDS (BOTH SIDES)		4"



**EVENTUBE**

EVENTUBE HIGH OUTPUT SLIM LINE: MODEL ETS100 - 62,000BTU/HR (LO), 100,000BTU/HR (HI), 17FT. FOR BOTH NG AND LP