
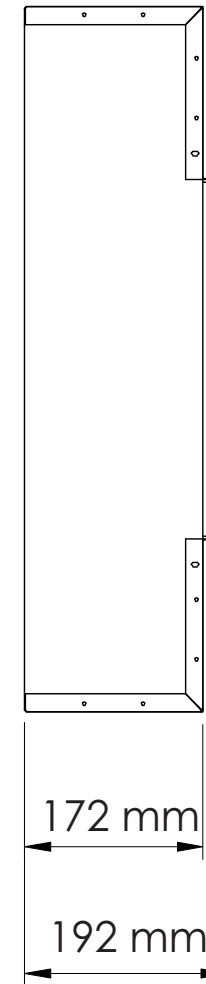
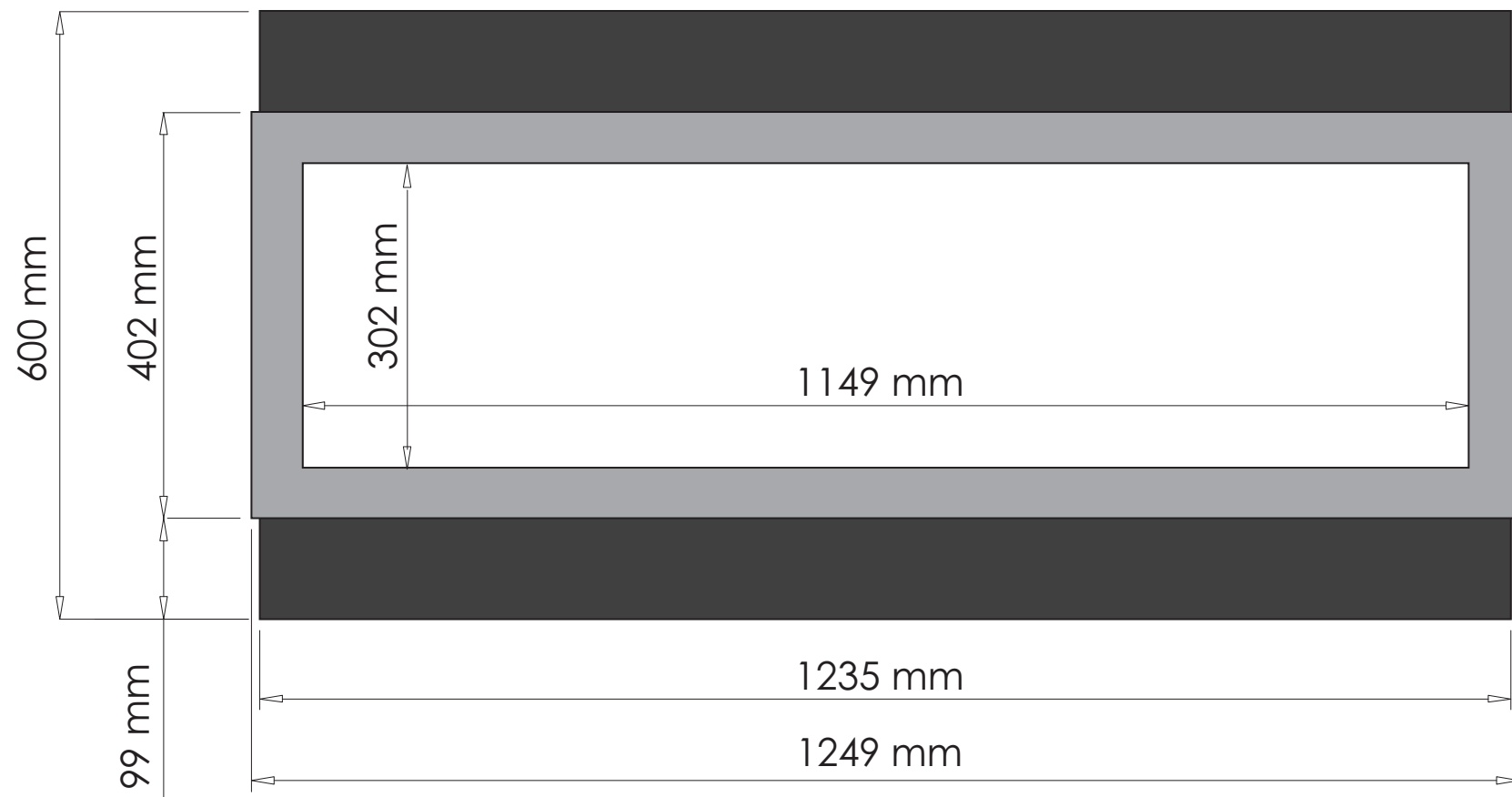


TECHNICAL SPECIFICATIONS

VOLTS		120
AMPS		12.5
WATTS		1465
HEATER	HIGH	1465 watts
	LOW	750 watts
NO HEATER		22 watts
LAMPS	QUANTITY	LED
	WATTS	
	TOTAL WATTS	22 watts
ROTOR MOTOR		1 at 5 watts
HEIGHT, WIDTH, DEPTH		23 1/2 x 48 1/2 x 6 3/4
GLASS VIEWING OPENING		12" x 45 1/4"
SURROUND SIZE		15 3/4" x 49 1/4"
SHIPPING SIZE		25 1/4 x 59 3/4 x 9 3/4"
SHIPPING WEIGHT	UNIT	106 lbs
	GLASS FRONT	Included
PLUG LOCATION		Left Side
CORD LENGTH		76"
APPROX. HEATING AREA		400 sq ft



SERIES BUILT IN	MODEL BI-50-SLIM		REV 1
SCALE 1" = 1'-0"	DATE: 7/1/2015		SHEET 1 OF 1



TECHNICAL SPECIFICATIONS

VOLTS		120
AMPS		12.5
WATTS		1465
HEATER	HIGH	1465 watts
	LOW	750 watts
NO HEATER		22 watts
LAMPS	QUANTITY	LED
	WATTS	
	TOTAL WATTS	22 watts
ROTOR MOTOR		1 at 5 watts
HEIGHT, WIDTH, DEPTH		60 x 123.5 x 17.2 cm
GLASS VIEWING OPENING		30.2 x 114.9 cm
SURROUND SIZE		40.1 x 124.9 cm
SHIPPING SIZE		64 x 151.3 x 24.8 cm
SHIPPING WEIGHT	UNIT	48 kg
	GLASS FRONT	Included
PLUG LOCATION		Left Side
CORD LENGTH		193 cm
APPROX. HEATING AREA		37 sqm



SERIES BUILT IN	MODEL BI-50-SLIM		REV 1
SCALE 1:12	DATE: 7/1/2015		SHEET 1 OF 1