



INNOVATION BEYOND EXPECTATION

Introducing the Astound FlexMount.

ELECTRIC FIREPLACE



Astound FlexMount

ELECTRIC FIREPLACE

NEFL50AB | NEFL62AB | NEFL74AB

SUPERIOR REALISM


Featuring flame colors and spark technology to mimic a real fire

COMMERCIAL SPACE-READY

Will make a statement in both homes and commercial spaces alike

MORE INSTALLATION FLEXIBILITY

Wall mounted or partially recessed (3-sided) or fully recessed (1-sided, 2-sided or 3-sided). Plus, the included finishing edge panels and trim are ideal for applications requiring a modern seamless installation coverage (for fully recessed installs), offering a 0" trim-less appearance



EASY MAINTENANCE

Serviceability and maintenance is made easy for professionals, reducing service call times with innovative configuration

EASY CONNECTIVITY

Experience the value of connectivity with voice control (Google, Alexa) and a WiFi enabled app (Napoleon Home)

CONTROL AT YOUR FINGERTIPS

Controls at your fingertips – included premium remote. Plus, Napoleon Home mobile app or optional wall mount control (perfect for commercial installations)



Features, Options and Accessories

- **ECO mode:** runs at half heat – consuming less energy
- **BOOST mode:** heater at max heat with increased blower speed
- 2 Year Registered Warranty
- Front Vent heating projects heat into the room
- Premium touch control panel
- Bronze glass for enhanced flame appearance

EXTENSIVE SELECTION OF MEDIA KITS

Recommended: use logs plus glass or media enhancement

INCLUDED:



Beach Fire Log set and Woodland media kit



Orange and yellow flame colors with spark technology



13 ember bed colors and top light colors; unlimited with Napoleon Home App

OPTIONAL:



Birch logs



Glass beads



Mineral rock



Black crystals



Wall mount control optional (black and white faceplate included)



Premium remote control included




Napoleon Home App compatible (Wi-Fi enabled)


The Astound is a Smart Fireplace


The Astound electric fireplace offers much more than a typical fireplace, thanks to its integration with smart technology. With voice and mobile device control, homeowners have unmatched control over their fireplace experience...


Napoleon Home App Compatible


With smart technology integration, control of the Astound extends past the capabilities of the included remote with the Napoleon Home App.

 **Power:** Turn the fireplace on and off


 **Schedule:** Customize your heat settings for each day of the week by setting a schedule


 **Live Updates:** See the settings of the fireplace change in real time on the App home screen, whether or not you're in the same room


 **Temperature:** Like a thermostat, set your preferred temperature and the heat settings will adjust to keep your room at this desired level


 **Choose from your saved favourites:** Save your current settings by adding it to your Favorites. Select a scene name and a photo from your camera roll to add a personal touch

 **Lights:** Control the color of the top lights

 **Heat Control:** Set the heat option to off, fan only, eco mode, high heat, boost, or thermostat mode

 **Ember Bed:** Control the ember bed brightness, turn the pulse setting on/off and select the color choosing from unlimited options, including Autocycle

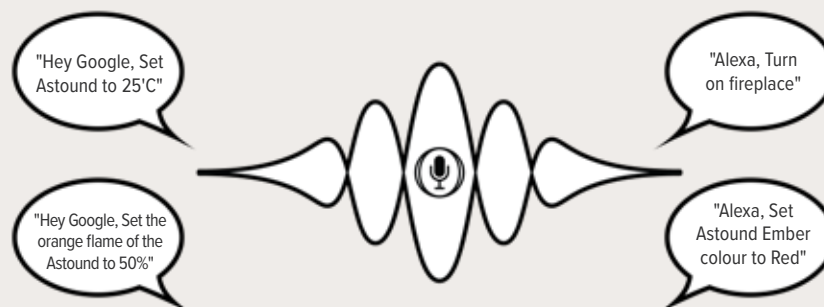
 **Favorites:** Choose from your saved favorites to set the mood for every occasion or choose from curated suggested selections

 **Flame:** Control the flame speed and color



Voice Control Integration with Google and Alexa

With the sound of your voice, easily control select fireplace settings through Google Home and Alexa devices.





New Innovation: Extensive Installation Flexibility

Why should you care?

The Astound FlexMount provides many installation configurations to satisfy different living space needs, increasing sales opportunities. This flexibility offers personalized solutions, enhancing customer satisfaction and giving you a competitive advantage.

Why will consumers care?

Consumers enjoy the flexibility to install the fireplace in various spaces, like living rooms, bedrooms, home offices, and dining rooms. Its ease of relocation between spaces makes it a convenient and valuable choice for consumers to enjoy from one home to another.

Premium Linear Comparison

ELECTRIC FIREPLACES

GOOD

BETTER

BEST



Trivista Pictura



Entice



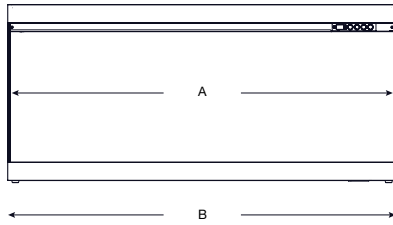
Astound FlexMount

	GOOD	BETTER	BEST
	Trivista Pictura	Entice	Astound FlexMount
Size Options	2 sizes 50" and 60"	5 Sizes 36", 42", 50", 60", 72"	3 sizes 50", 62", 74"
Flame Colors	Blue Orange Yellow Multiple Combinations	Dark Orange, Tangerine, Scarlet, Aqua, Electric Blue, Bright Green, Magenta, Violet, Gold, plus Cycle Mode	Yellow, Orange, Combined
Installation Methods	Wall hung	Wall mount Partially recessed Fully recessed	Wall Mount Partially Recess Built-In (1, 2 or 3 sided)
Controls	touch screen + Standard Remote	touch screen + Standard Remote	Touch screen, Premium Remote (incl.) Napoleon Home App (incl.) Wall Mount Remote (opt.)
Framing Depth	6.5"	6"	7.5"
Voltage	120V	120V	120V/ 240V
Rating	1500W	1465W	1500W/ 3000W
Heat Output	Up to 5,000 BTUs	Up to 5,000 BTUs	Up to 10,000 BTUs
Front Glass Type	Angled front glass design projects heat into room	Tempered Glass	Tempered Glass
Ember Bed Color	13 colors plus cycle mode	10 colors plus cycle mode	13 colors plus cycle mode with remote Endless options on Napoleon Home app
Ember Bed Brightness Adjustment	Y with fade-in and fade-out effect	Y with fade-in and fade-out effect	Y with fade-in and fade-out effect
Top Light	N	N	13 colors plus cycle mode with remote Endless options on Napoleon Home app
Flame Speed Adjustment	Y	Y	Y
Flame Brightness Adjustment	Y	Y	Y
Media Options	Small and Large Clear Crystals	Glass Crystals	Beach Fire Logs & Woodland Media Kit
Optional Accessories	Birch Log/Driftwood	Birch Log/Driftwood	Mineral Rocks, Black Crystals, Glass Beads & Embers, Birch Logset
Trim	N	N	Incl. (0" Recess trim)

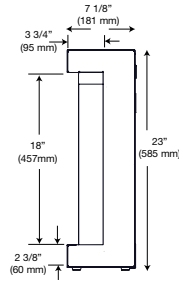
Specifications

Model No.	DIMENSIONS	
	A (Inside Width)	B (Outside Width)
NEFL50AB	49 11/16" (1262mm)	50" (1270mm)
NEFL62AB	61 11/16" (1567mm)	62" (1575mm)
NEFL74AB	73 11/16" (1882mm)	74" (1880mm)

FRONT VIEW



SIDE VIEW



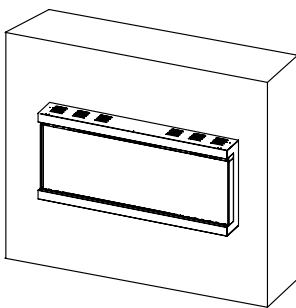
TOP VIEW



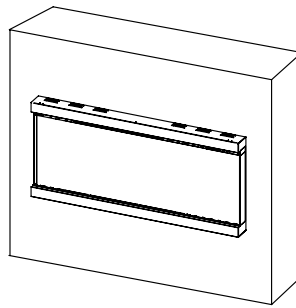
Installation Considerations

- Does not require venting making it ideal in spaces where gas or wood is not possible
- Easy to connect and install with less installers required
- Flip down glass on hinge makes it easy for media change outs and cleaning/servicing
- Included finishing edge panel can accommodate different finishing materials, from dry wall, tile to stone
- Flexibility between 120V and 240V options
- Extensive installation options to accommodate any space

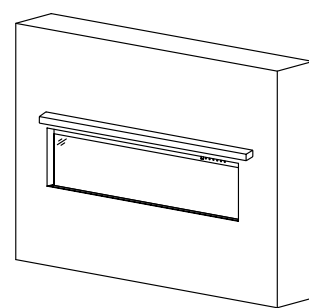
WALL MOUNTED



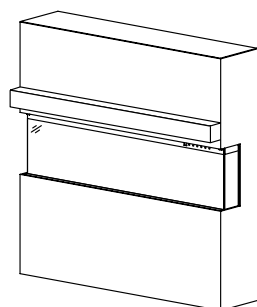
PARTIAL RECESS



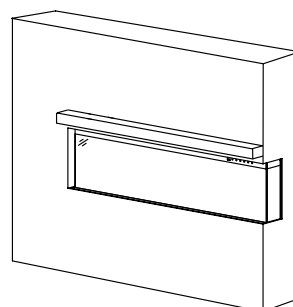
FULLY RECESSED (BUILT-IN)



3-SIDED BAY



2-SIDED END UNIT





NAPOLEON

CELEBRATING OVER 40 YEARS OF HOME COMFORT PRODUCTS



24 Napoleon Road, Barrie, Ontario, Canada L4M 0G8
 103 Miller Drive, Crittenden, Kentucky, USA 41030
 7200 Trans Canada Highway, Montreal, Quebec, Canada H4T 1A3

Tel: 1-866-820-8686
napoleon.com

Authorized Dealer



Consult your owner's manual for complete installation instructions and proper clearances to combustibles. Check all local and national building codes and gas regulations. All specifications are subject to change without prior notice due to on-going product improvements. Products may not be exactly as shown. Napoleon is a registered trademark of Wolf Steel Group Inc.

Printed in Canada
 02/2024