

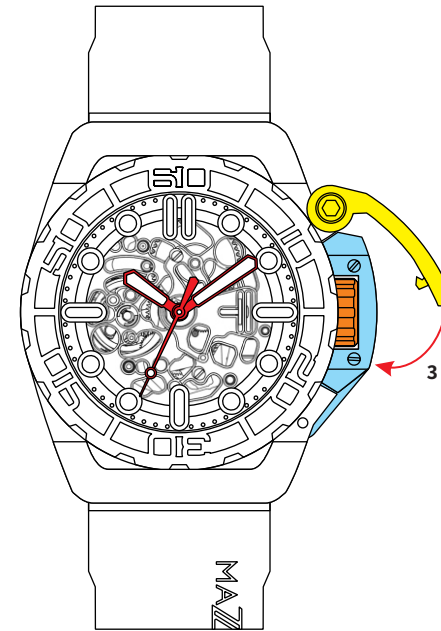


MAZZUCATO
NEVER BORING

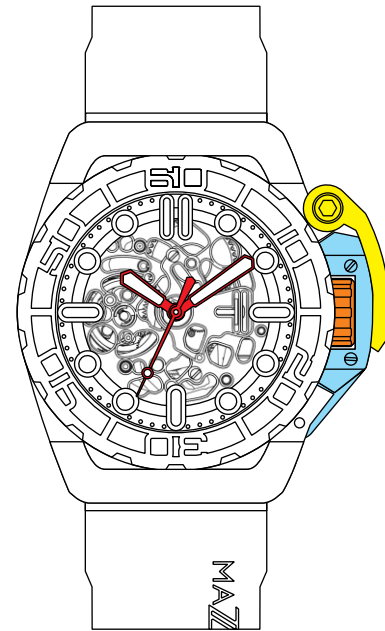
www.mazzucato watches.com

follow us on  



3 CLOSE THE PROTECTIVE ARM

8



9

3 Hands Automatic Caliber SEIKO NH70

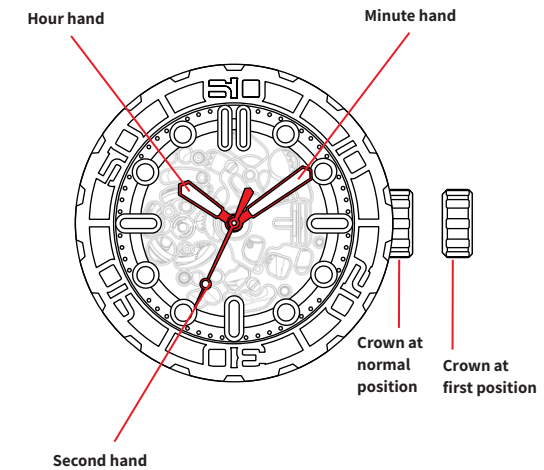
1. HOW TO SET THE TIME

- 1) Pull out the crown to the first click position.
- 2) Turn the crown to set hour and minute hands.
- 3) Push the crown back into the normal position.

2. TO WIND UP THE MAINSPRING

- a) Manual winding (Rotate the crown clockwise at normal position)
Fully wound up by turning the crown minimum 55 times.
It will start to move naturally after shaking slightly.
- b) To wind up with winding machine.
Full wind up conditions (Reference information)
- Rotary speed : 30 rpm
- Operating time : 60 minutes

10



11

MAZZUCATO
NEVER BORING

Sub

**INSTRUCTION
MANUAL**



MAZZUCATO
NEVER BORING

Sub

**INSTRUCTION
MANUAL**

INDEX

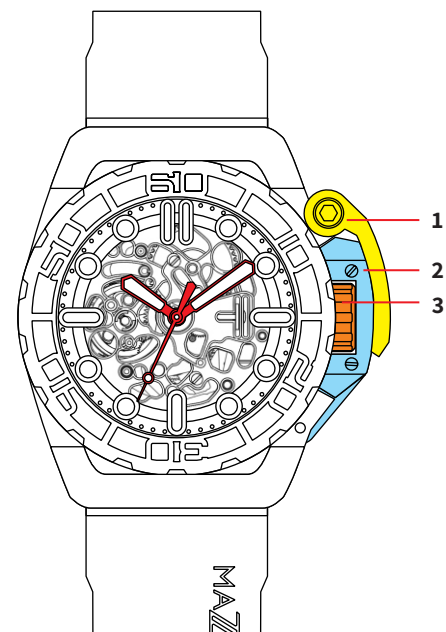
P.4 MAZZUCATO SUB: Components

P.6 How To Open The Protective Arm

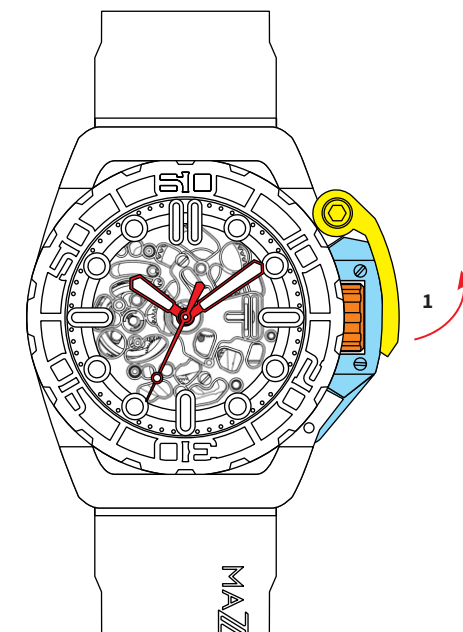
P.10 3 Hands Automatic Caliber
SEIKO NH70

MAZZUCATO SUB: Components

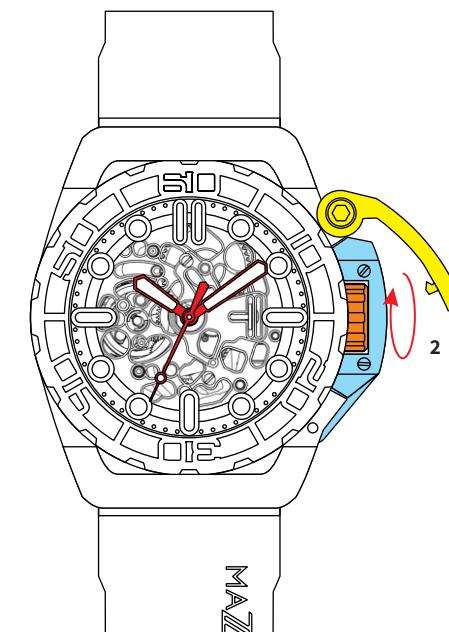
- 1 Protective arm
- 2 Crown Protector
- 3 Crown



How To Open The Protective Arm



1 OPEN THE PROTECTIVE ARM
GENTLY



2 YOU MAY ADJUST THE TIME
BY TURNING THE CROWN NOW