

SHARPEN  
YOUR

WORD




4-Week Children's Ministry Curriculum



THE SUNDAY SCHOOL STORE

You are viewing the free sample lesson. To purchase the complete series visit:  
<https://sundayschool.store/products/sharpen-your-sword-4-week-childrens-ministry-curriculum>



[Sharpen Your Sword: 4-Week Children's Ministry curriculum](#) is all about God's Word! This elementary age series will teach children fundamentals of the Bible itself, so they can experience its power in their own lives. It will equip children to read and study God's Word with confidence.

**Memory Verse:** 2 Timothy 3:16-17. This series is available in the NIV, KJV, or ESV.

- Lesson 1: What IS the Bible? "It's all about Jesus" John 14:6.
- Lesson 2: Why do we NEED the Bible? "It's sweeter than honey" Psalm 19:7-13
- Lesson 3: Why do we TRUST the Bible? "It's God-breathed" 2 Timothy 3:16-17
- Lesson 4: Why do we STUDY the Bible? "It's sharper than any sword" Heb. 4:12

**Credits:** This series was written by Michelle S. Kennedy. The editors were Samuel O'Neal and Elizabeth James. We pray this material will be a blessing to your ministry and inspire the children in their love for Gods' Word.

These easy to teach lesson plans include the following: discussion questions and prayer, memory verse activity, printable word search worksheets, Bible story coloring pages, parent take home review sheets, and craft activities.

- 62-pages of teaching material
- perfect for children aged 6 to 12 (Kindergarten to 6th grade)
- designed for small churches
- instant digital download in one print-friendly PDF file (like this sample)
- everything you need to teach for eternal impac



**All Scripture is  
God-breathed and is useful  
for teaching, rebuking,  
correcting and training in  
righteousness, so that the  
servant of God may be  
thoroughly equipped for  
every good work.**

**2 TIMOTHY 3:16-17 NIV**



## Lesson 1: What IS the Bible?

*"It's all about Jesus" John 14:6*

**Summary:** The Bible is the true Word of God, or "God's Book". It teaches us about who He is and who we are. It explains the creation of the world, gives us God's Laws to live by, and tells us about the fall of mankind and our separation from Him because of sin. Most importantly, it reveals God's amazing love for us by telling us about Jesus— God's Son and redemptive plan to reconnect us with Himself. This series teaches the basics of the Bible so children will be able to read and study God's Word with confidence. It provides a foundation for lifelong study of His Word.

**Gospel Connection:** All throughout the Bible the message is the same— God loves us and wants to have a relationship with us. The Bible teaches that His Son Jesus makes it possible. He paid our "sin debt" to God so we can be forgiven. Once we understand this, we are able to share the Good News about Jesus with others so they can learn how to be forgiven too.

**Memory Verse:** 2 Timothy 3:16-17 **Additional Passages and Stories:** Isaiah 53:5, Luke 12:8-9, John 1:17, John 3:16, Romans 5:1-2 Romans 6:23

# Memory Verse Activity:

Shuffle Race

Suggested time: 10 minutes

Supplies: Memory Verse Poster; index cards; a pen or a pencil; a sheet of paper; a stopwatch

*2 Timothy 3:16-17 NIV All Scripture is God-breathed and is useful for teaching, rebuking, correcting and training in righteousness, (17) so that the servant of God may be thoroughly equipped for every good work.*

Instructions:

- Hang the Memory Verse Poster in a visible place
- Using a pen or a pencil, write each word of the memory verse on a separate index card.
- Place the cards face down and mix them up. Instruct each child to take a card. For large groups, you may wish to produce more than one set and play in smaller groups.
- Challenge the kids to work together to order the cards according to the verse. For added difficulty, cover the memory verse poster.
- Use the stopwatch to keep track of their times.
- Play as time allows. Document the fastest time on a sheet of paper and keep until next week.

# Bonus Memory Verse Activity:

Memory Verse Bible Bookmark

Suggested time: 5–10 minutes

Supplies: Light colored construction paper cut into strips approximately 1"x6"; pens; colored pencils or crayons; clear shipping tape

*2 Timothy 3:16-17 NIV All Scripture is God-breathed and is useful for teaching, rebuking, correcting and training in righteousness, (17) so that the servant of God may be thoroughly equipped for every good work.*

Instructions:

- Give each child a strip of the construction paper.
- Using a pen, help each child write the full Scripture Memory Verse on one side.
- On the other side, help the kids write the verse reference. Allow the kids to decorate their bookmarks.
- Assist the kids in covering their bookmarks with clear shipping tape on both sides to 'lamine' it. You may wish to use scissors to cut away excess tape, but be sure to leave a thin border of tape on all edges.

# Lesson Illustration

## The Weight of Sin

Suggested time: 5-10 minutes

Supplies: 3 helium-filled balloons with strings; a gallon-sized bag filled  $\frac{3}{4}$  with rocks; scissors; a balloon anchor

Instructions:

- Display the balloons where the kids can see them. Discuss what would happen if you let go of them. (They would float away.)

LEADER: Take a look at these balloons. See how they hover in the air? If I were to let go of the strings, they would drift up and float away. They would be free from anything holding them down.

- Attach the bag of rocks to the balloons. Discuss what the balloons would do if you let go now. (The rocks would hold them down.)
- Let go of the balloon strings to prove that the rocks are keeping them from floating away.

LEADER: Our souls are like these balloons. They are meant to be free. Can anyone guess what our souls are meant to be free from? [Allow responses.] That's right! Our souls are meant to be free from sin. Sin weighs down our souls, like the rocks are weighing down these balloons. The more sin we have in our lives, the heavier and more weighed down our souls become. When that happens, it means we are in bondage—or stuck—in our sin, just like these balloons were stuck to these rocks. But the scissors are like Jesus. When we have faith in Jesus, He frees us from sin and gives us new hearts that want to love and obey Jesus!

- Use the scissors to cut the bag of rocks from the strings. Be sure to catch the strings before the balloons can float out of reach.
- Attach the balloons to the balloon anchor at the end of the lesson.

Sharpen Your Sword: Lesson 1 - What IS the Bible?

[© 2023 The Sunday School Store](#)

# Large Group Teaching:

Suggested Time: 20 minutes

Discuss with the kids the importance of learning to properly use their Bibles. Explore answers to the following questions with them:

LEADER: What is the Old Testament vs. the New Testament? [Allow responses.] Right! The Old Testament teaches us about God and His creation, His Laws, and mankind's sin against God. It gives us information about the Messiah, which means "Savior." The New Testament reveals and confirms that Jesus IS the Messiah and tells about his life on earth, his death and resurrection. It also teaches that Jesus is coming back someday to rule and reign as King over the earth.

Although the Bible tells one long story, it's actually made up of 66 different books—39 are in the Old Testament and 27 are in the New Testament.

[Invite kids to look through their Bibles, if they have them. Otherwise, pass one around. Show the kids how to find things in it. Have them locate the table of contents, search for maps, and discover where the Old and New Testaments begin.]

LEADER: Does anyone know what a Chapter or Verse Number is and how to find them? [Allow responses.] That's right! A 'Chapter' is indicated by the larger number on the pages. The smaller numbers throughout indicate a 'verse number' in a chapter.

[Help everyone go to a random page and find a chapter and verse.]

LEADER: What is the first sentence of the first Book in the Bible? [Allow responses.] What is the last sentence of the last Book in the Bible? [Allow responses. If the kids have brought varying translations, consider taking some time to see how each version reads slightly differently. Discuss the findings.]

Now that we have learned to navigate our way through the Bible, today we are going to read from Romans, the 5th book in the New Testament. It was written by the Apostle Paul to the church in Rome back in 57-58 AD. Today's lesson will affirm that Jesus is the Messiah that the prophets foretold of in the Old Testament. As we

Sharpen Your Sword: Lesson 1 - What IS the Bible?



read through these verses, carefully consider what the passage teaches us about ourselves and about Jesus.

*READ: Romans 3:9-20 NIV What shall we conclude then? Do we have any advantage? Not at all! For we have already made the charge that Jews and Gentiles alike are all under the power of sin. (10) As it is written: "There is no one righteous, not even one; (11) there is no one who understands; there is no one who seeks God. (12) All have turned away, they have together become worthless; there is no one who does good, not even one." (13) "Their throats are open graves; their tongues practice deceit." "The poison of vipers is on their lips." (14) "Their mouths are full of cursing and bitterness." (15) "Their feet are swift to shed blood; (16) ruin and misery mark their ways, (17) and the way of peace they do not know." (18) "There is no fear of God before their eyes." (19) Now we know that whatever the law says, it says to those who are under the law, so that every mouth may be silenced and the whole world held accountable to God. (20) Therefore no one will be declared righteous in God's sight by the works of the law; rather, through the law we become conscious of our sin.*

LEADER: The Apostle Paul was speaking to a group of people in Rome. He explained that no one was sinless because they had all broken God's Laws and would be held accountable. Why do you think God 'judges' sin? [Allow responses.] Yes! Because God is perfect and sinless. Therefore, in His righteousness, He must judge sin. What does the passage tell us about the people's awareness of sin? [Allow responses.] Yes! They knew about sin because of the Law. What is the Law? [Allow responses.] Yes! The Law is God's commandments or rules that show people how to be righteous and sinless.

*READ: Romans 3:21-30 NIV But now apart from the law the righteousness of God has been made known, to which the Law and the Prophets testify. (22) This righteousness is given through faith in Jesus Christ to all who believe. There is no difference between Jew and Gentile, (23) for all have sinned and fall short of the glory of God, (24) and all are justified freely by his grace through the redemption that came by Christ Jesus. (25) God presented*

*Christ as a sacrifice of atonement, through the shedding of his blood—to be received by faith. He did this to demonstrate his righteousness, because in his forbearance he had left the sins committed beforehand unpunished— (26) he did it to demonstrate his righteousness at the present time, so as to be just and the one who justifies those who have faith in Jesus. (27) Where, then, is boasting? It is excluded. Because of what law? The law that requires works? No, because of the law that requires faith. (28) For we maintain that a person is justified by faith apart from the works of the law. (29) Or is God the God of Jews only? Is he not the God of Gentiles too? Yes, of Gentiles too, (30) since there is only one God, who will justify the circumcised by faith and the uncircumcised through that same faith.*

LEADER: Paul shared the Good News here—That even though all are sinners, we can be spared from God’s judgment! How? Through faith in Jesus Christ. God gave His perfect, sinless Son Jesus to the world so he could become the payment for the sins of the world. He paid the sin debt with his own blood so that everyone who trusts in Him would be free from the penalty of sin.

*READ: Romans 10:9 NIV If you declare with your mouth, "Jesus is Lord," and believe in your heart that God raised him from the dead, you will be saved.*

LEADER: This passage explains that ANYONE can be made right with God and be forgiven of ALL of their sins by believing that Jesus lived, died and was raised from the dead.

Is there anyone here today who would like to place their trust in Jesus and have their sins forgiven? If so, raise your hand. [Allow responses] For those of you that have raised your hands, repeat this prayer with me: “Dear Jesus, I admit that I’m a sinner. I have broken God’s Laws and I’m sorry and I want forgiveness. Today I place my trust in you to be my Lord and my Savior so that my sin debt will be paid by your blood. Thank you, Jesus, for paying the penalty for me so that I can spend eternity in heaven! I pray to receive your Holy Spirit so that you can live in my heart and be with me always. Teach me your ways and help me to live the way God intended. Amen.”

# Small Group Discussion and Prayer Suggestions:

Suggested time: 10–15 minutes

Discuss the following questions. Choose questions that are most appropriate for your group's age and attention level.

- Why did God give us the Bible?
- How many books are in the Bible?
- Why do you think God used so many different writers for it?
- What were some of the sins that Paul spoke to the people in Rome about?
- How did Jesus fulfill the Law?
- Why is it important to trust in Jesus and ask him to be our Savior?
- Why do you think some people might be reluctant to trust in Jesus?
- Why does God hold people accountable to their sin?

**Take some time to share prayer requests. Then lead the kids in prayer. You may also read the prayer below.**

Dear God,  
Thank you for giving us Your Word  
And for revealing who you are and how much you love us!  
Thank you for giving us guidelines for living holy lives  
And for teaching us right from wrong.  
Thank you for Jesus.  
We pray that we will be lights  
In the world for you every day.  
In Jesus name, Amen!

# Application Activity

Thinking of You!


Suggested time: 5-10 minutes

Supplies: "Thank You" cards; pens

Instructions:

- Instruct the kids to think of someone they want to thank.
- Provide a "Thank You" card and marker or pen to each kid. Help kids write notes to the people they thought of.


LEADER: Writing a letter is a great way to communicate to a loved one how much you care about them. In a way, God's Word, the Bible, is a letter from God to us. The Bible teaches us how much God loves us, because it teaches us the story of God's plan to send Jesus to rescue us.

Dear \_\_\_\_\_ , 

Thank you for:


\_\_\_\_\_  
\_\_\_\_\_  
\_\_\_\_\_

 Love, \_\_\_\_\_

Dear \_\_\_\_\_ , 

Thank you for:



 Love, \_\_\_\_\_

Dear \_\_\_\_\_ ,

Thank you for:



\_\_\_\_\_  
\_\_\_\_\_  
\_\_\_\_\_  
\_\_\_\_\_

 Love, \_\_\_\_\_

 Dear \_\_\_\_\_ , 

Thank you for:



Love, \_\_\_\_\_  

# Bonus Activity

Candy-Coded

Suggested time: 10-15 minutes

Supplies: Dry erase board; Dry erase marker; Small pieces of candy (10 different colors or kinds); A Copy of the Bible Books Cheat Sheet for each child.

Instructions:

- Using the dry erase marker, write down each of the 10 themes from the Bible Books Cheat Sheet. Choose a specific color or type of candy to correspond to each theme (ex: red candy = The Law, orange candy = History, and so on...)
- Hand a Bible Books Cheat Sheet to each child
- Pick a theme for each child. Instruct them to take turns going up to the dry erase board and writing of the Books of the Bible from that theme (found on their Bible Books Cheat Sheet.) When they have completed the task, reward them a corresponding piece of candy. Continue until all 66 books have been written onto the dry erase board.
- Encourage the kids to practice and memorize the Bible Book Cheat Sheet at home and let them know that a special certificate will be given to them at the end of the series for learning all the books in order.

LEADER: The books of the Bible tell God's story and His ultimate plan for our salvation through his Son, Jesus. Knowing the different divisions of the Bible can help you study different parts of His Story and know where to find things when you are looking for answers. As you review the different themes from the Bible this coming week, think about which theme you are most curious about. We will talk more about them in the coming weeks of this series.

# BOOKS OF THE BIBLE CHEAT SHEET (66 BOOKS)

## OLD TESTAMENT (39 BOOKS)

### LAW

1	GENESIS
2	EXODUS
3	LEVITICUS
4	NUMBERS
5	DEUTERONOMY

### HISTORY

6	JOSHUA
7	JUDGES
8	RUTH
9,10	1st & 2nd SAMUEL
11,12	1st & 2nd KINGS
13,14	1st & 2nd CHRONICLES
15	EZRA
16	NEHEMIAH
17	ESTHER

### POETRY

18	JOB
19	PSALMS
20	PROVERBS
21	ECCLESIASTES
22	SONG OF SOLOMON

### MAJOR PROPHETS

23	ISAIAH
24	JEREMIAH
25	LAMENTATIONS
26	EZEKIEL
27	DANIEL

### MINOR PROPHETS

28	HOSEA
29	JOEL
30	AMOS
31	OBADIAH
32	JONAH
33	MICAH
34	NAHUM
35	HABAKKUK
36	ZEPHANIAH
37	HAGGAI
38	ZECHARIAH
39	MALACHI

## NEW TESTAMENT (27 BOOKS)

### GOSPELS

1	MATTHEW
2	MARK
3	LUKE
4	JOHN

### CHURCH HISTORY

5	ACTS
---	------

### LETTERS FROM PAUL


6	ROMANS
7,8	1st & 2nd CORINTHIANS
9	GALATIANS
10	EPHESIANS
11	PHILIPPIANS
12	COLOSSIANS
13,14	1st & 2nd THESSALONIANS
15,16	1st & 2nd TIMOTHY
17	TITUS
18	PHILEMON

### LETTERS FROM OTHERS

19	HEBREWS
20	JAMES
21,22	1st & 2nd PETER
23	1st JOHN
24	2nd JOHN
25	3rd JOHN
26	JUDE

### PROPHECY

27	REVELATION
----	------------



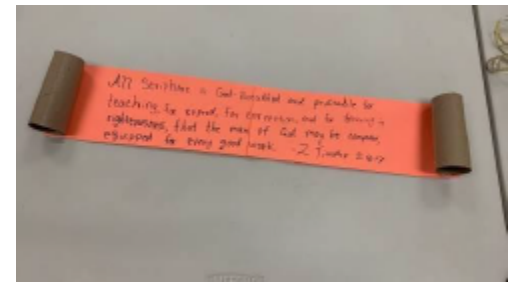
# Craft: Ancient Bible Scrolls

## Supplies:

- Construction paper
- Glue and/or tape
- Scissors
- Toilet paper tubes or paper towel tubes
- String or ribbon
- Pens/decorative material

## Directions:

1. Cut the paper to fit the size of your tubes, if necessary. Glue or tape pieces together.
2. Use markers to write on the paper, inscribing Bible verse or summarized phrases.
3. Tape a toilet paper tube to each side of the verse, or tape one tube on top if length-wise scrolls (or larger ones) are preferred.
4. Roll up the sides and tie a string around to secure.
5. Open the scroll to read the Scripture as Jesus might have experienced it!







Sharpen Your Sword: Lesson 1 - What IS the Bible?

© 2023 [The Sunday School Store](https://www.sunday-school-store.com/)

# Bible Word Search


BIBLE - BOOKS - CHAPTER - FATHER - GENTILE - JESUS - JEW

LIFE - NEW - OLD - TESTAMENT - TRUTH - VERSE - WAY

---

G G E S H C B O O K S  
J E S U S B L U M U P  
U N N Z L G C M M A A  
G T T R U T H N F G T  
B I B L E W A Y A X C  
Y L D J I T P A T C T  
G E O U G F T V H M U  
A X L N J Y E E E O T  
A D D P E E R R R X R  
L G Z M W W G S K S Y  
Z T E S T A M E N T K

# Word Search Answers



# A Note for Parents

The Bible is the true Word of God, or “God’s Book” that tells us about who He is and who we are. Today we discussed how it explains the creation of the world, gives us God’s rules to live by, and teaches us about the fall of humankind and our separation from Him because of sin. Most importantly, we learned that all throughout the Bible, it reveals God’s amazing love for us by pointing us to Jesus.

We spent time familiarizing ourselves with where to find what in the Bible—Old and New Testaments, table of contents, maps, chapters/verses, etc., and we went over the various themes found in the Bible.

As we go through these lessons, spend some time at home talking about each principle and what was discussed. Guide your kids to put into practice the principles they are learning in church. Some possible suggestions for conversation or activity include:

- What does the Old Testament teach? What does the New Testament teach?
- How many books are in the Bible?
- Why is it important to study the Bible?
- What does the Bible teach us about God? About mankind? About Jesus?
- Review the Bible Book Cheat Sheet with your child this week. [A special certificate will be given to them at the end of the series for learning all the Bible books in order.]

Review and discuss the lessons with your children regularly. You might already have a dedicated prayer or Bible time in your home. If so, great! If not, perhaps it is the time to start one. It doesn’t have to be formal. You can speak about God’s truth on the way to activities or around the dinner table. Remember that training a child is a constant task, but it is also the most significant and rewarding one we can undertake.

*Certificate*  
*of*  
*Achievement*

Presented to :

\_\_\_\_\_

By:

\_\_\_\_\_

Church:

\_\_\_\_\_

Date:

\_\_\_\_\_



*For correctly memorizing all 66  
books of the Bible in order.*



*Certificate  
of  
Achievement*  
Presented to :

\_\_\_\_\_

By: \_\_\_\_\_

Church: \_\_\_\_\_

Date: \_\_\_\_\_

*For correctly memorizing all 66  
books of the Bible in order*

