



“Seasons: 4-Week Children’s Ministry Curriculum” will help kids navigate the ever-changing seasons of life with never-changing wisdom from the Bible. In a world obsessed with now-now-now, “SEASONS” teaches how to trust in Jesus Christ patiently.

Week 1: Seasons of Growing & Learning

- Bible Story: The Boy Jesus in the Temple, Luke 2:41-52.
- Like Jesus, we can enjoy the times when we are growing and learning new things.

Week 2: Seasons of Action & Attention

- Bible Story: Jesus Visits Martha and Mary, Luke 10:38-42
- Sometimes, we must focus on our tasks, like when Jesus visited Martha and Mary.

Week 3: Seasons of Harvest & Sharing

- Bible Story: Feeding the Four Thousand, Mark 8:1-10
- Main Idea: We can be grateful for the times when we have plenty of food and can share it with others, like when Jesus fed the four thousand people.

Week 4: Seasons of Rest & Trust

- Jesus Stills the Storm, Matthew 8:23-27
- Main Idea: It is important to rest and trust God, even when things are hard, like when Jesus calmed the storm.



Don't miss the complete 4-Week Series

You are viewing the **1st week of this series as a free sample lesson**, click the link below to purchase the complete 4-week curriculum from The Sunday School Store.

<https://sundayschool.store/products/seasons-4-childrens-ministry-curriculum>

Teacher Tips

SUPPLIES: Gather all supplies before starting a lesson and organize them in the order of use. This helps make the lesson time run smoothly.

PRAYER: A good way to start prayer time is to make the experience feel set apart and peaceful. To begin prayer time, dim the lights and light candles to create a calming atmosphere. If you have consistent students, add name labels to votive candles. Ask students if they have prayer requests. Use a scripted prayer or your own.

GOSPEL CONNECTION: As you lead the children through this curriculum, remember that the goal is not just to teach them moral lessons. It is about helping them

understand the love of God and how they can have a *personal relationship with Jesus Christ*. When children know that God loves them and has a plan for their lives, they can face any challenge with confidence and hope. Following Jesus is not about earning God's love but allowing Him to guide us. When we do this, we can be certain of eternal life and face every challenge with hope.

OPENING ACTIVITY: This time is a great opportunity to break the ice, allowing students to warm up to one another while having fun. The activity will allow students the space to participate together while bringing the lesson theme to life.


BIBLE LESSON: Feel free to gear the Scripture reading toward what works best for your group. You can use the Bible translation(s) you are most comfortable with. If you have older students, you can ask them to take turns reading aloud. Locating specific Scripture readings will help students to familiarize themselves with the Bible. Every assigned reading is also included within the curriculum for your convenience.

BACKGROUND INFORMATION FOR TEACHERS: This optional section offers information for teachers that is directly relevant to the biblical text. The BACKGROUND INFORMATION gives an overview of the passage that will supplement the lesson and provide added ideas for thought and teaching.

DISCUSSION QUESTIONS: This time is an opportunity to nurture safe and open discussion about ancient biblical writings and what it means for us today. Allow students the space to answer the questions and ask their own questions. Offer supportive guidance and assurance when they share their thoughts and feelings on the topic. When students feel their input is valued, they will trust and depend on the relationship they continue to form with you as their guide.

CRAFT: Be sure to check out the photos for step-by-step instructions and craft examples. Ask your church to donate craft supplies to your ministry for upcoming craft projects!

VIDEO BIBLE STORIES: Use this link to access recommended Bible story videos and bonus content for this curriculum series. https://linktr.ee/seasons_bible_lessons






Lesson 1: Seasons of Growing & Learning

This lesson will teach students a biblical story from the gospel we call Luke, ch. 2, vv. 41-52. Often called “The Boy Jesus in the Temple,”; this story of a young Jesus embracing an opportunity to grow and learn. The opening activity, discussion questions, and craft will provide time for exploration and understanding of how we can embrace and celebrate our seasons of growing and learning, just like Jesus!

Learning Goal: By hearing the gospel story of “The Boy Jesus in the Temple” and discussing how it relates to their own experiences, students will consider how they can more fully embrace and celebrate seasons of growing and learning.

Video Bible Stories: Use this link to access recommended Bible story videos and bonus content for this curriculum series. https://linktr.ee/seasons_bible_lessons



SUPPLIES:

- Opening Activity:** Assortment of fruits and veggies for snacking, napkins, and drinking water. (or images of fruits and veggies)
- Craft:** White card stock
- String or yarn
- Markers/crayons
- Scissors and hole punch

PRAYER: Creator God, we come to you now in a time of prayer. We thank you for this space where we get to come together as a group to grow and learn. We thank you for the seasons outside and for the seasons in our lives. Much like the season of spring, we also have seasons of growth. We thank you for all the ways we get to experience growing and learning new things. We ask that you continue to be with us, as you always are, and guide our time together as a group. We love you, Amen.

OPENING ACTIVITY: Students will snack on some fresh fruits and veggies.

- **In preparation:** Ask your church to donate funds to provide these snacks or ask each student ahead of time to bring in their favorite fruit/veggie to share with the group. If you are not able to provide food for your group, you can print off some pictures of a variety of fruits and vegetables or check out some library books with colorful images of fruits and vegetables.
- While snacking or looking at images of fruits and veggies, discuss the processes of how each was grown. Talk about where they may have been grown. How can we use these foods in combination with other foods; in cooking or baking? Pay attention to your senses: what does each fruit and veggie smell like, taste like, look like, feel like, and sound like when we take a bite? We can celebrate these delicious fresh foods by giving thanks to God for providing them for our nourishment.

BACKGROUND INFORMATION FOR TEACHERS: This passage offers insights into the life of Jesus as a twelve-year-old, providing a glimpse of his childhood and emphasizing his unique relationship with God. The story highlights Jesus' wisdom and dedication to learning, as he spent time with rabbis in the temple, increasing his knowledge of Jewish law. Mary and Joseph's parenting is also mentioned, as they traveled to Jerusalem for the Passover celebration and experienced a moment of anxiety when they couldn't find Jesus. The story underscores Jesus' deep curiosity and sincere interest in gaining wisdom. It serves as a reminder of Jesus' profound relationship with God and his transformation through ministry.

BIBLE LESSON: Read Luke 2:41–52 and/or read the story of “The Boy Jesus in the Temple” from your Children’s Bible.

TEACHER SCRIPT: Today, we’re starting an exciting journey through different seasons, just like the ones we see throughout the year. But instead of discussing the weather, we will discuss the seasons in our lives where we grow and learn. Let's dive into a story about a young boy who did just that—yes, I'm talking about Jesus!

READ: Luke 2:41–46

When Jesus was twelve years old, he went to a big festival in Jerusalem with his family. After the festival, his parents headed home, but Jesus stayed behind without them knowing. He wasn't lost or playing; he was in the temple, sitting among the teachers, listening and asking deep questions.

You know, Jesus was just like you, curious and eager to learn. Imagine being so interested in something that you forget the world around you. That's how Jesus felt about learning more about God's word.

READ: Luke 2:47–50

Everyone in the temple was amazed by Jesus' understanding and answers. When his parents found him, they were quite surprised. His mom asked him why he stayed behind. Jesus told them that he needed to be in his Father's house, which meant he was in the right place for his growth—even though it was unexpected for his parents.

This shows us that sometimes, we find ourselves in situations where we are learning important things in unexpected places. And like Jesus, it's okay to seek knowledge and answers that help us grow.

READ: Luke 2:51-52

Then, Jesus went back home with his parents and followed their guidance. He grew in wisdom and was loved by God and the people around him.

This part of the story tells us that Jesus didn't just learn at the temple; he also grew up just like you, learning every day from every situation. Whether at home, in school, or with friends, every day is a chance to learn something new.

GOSPEL CONNECTION: In this story, Jesus teaches us an important lesson about growing and learning. He was always open to learning more about God and living in a way that pleased Him. For us, loving God doesn't mean being perfect or always behaving perfectly; it is about growing in understanding and faith.

Remember, growing in wisdom isn't just about getting smarter; it's about understanding how much God loves us and learning to trust Jesus more every day. Just like Jesus used every opportunity to grow closer to God, you can too. Whether at school, learning math, at home helping out, or playing with friends, you can learn more about love, kindness, and faith.

So, let's be curious like Jesus. Let's ask questions, seek answers, and grow in our faith. And remember, it's not about being good enough; it's about trusting Jesus and knowing He loves us no matter what.

DISCUSSION QUESTIONS:

1. The temple was Jesus' church, and he loved spending time there because he loved learning from the temple teachers. What are some of the things you love learning about? What are you really interested in right now? Where do you like spending time?
2. Have you ever thought about Jesus' childhood? Jesus chose to learn and grow just like every other person, and he really enjoyed learning. What are

some things you look forward to about being a grown-up? What do you think you will need to learn before then?

3. Think of some ways you already celebrate when you learn and grow—maybe you celebrate a good report card or when your sports team wins a game; maybe you do something special on your birthday, or you get a prize when you visit the doctor and dentist. Can we come up with some ways we can celebrate what we learn on an ordinary day? How can we pay better attention to all we learn in a day and celebrate our learning and growth?
4. Jesus and all people, plants, and animals have started out small and grown. Isn't that an amazing gift from God? Have you ever watched something grow over time—maybe a caterpillar to a butterfly, or a pet, or a plant, or maybe a younger sibling/relative/family friend? What has been your favorite thing to watch grow? Why? How did it/they change?
5. What are your favorite springtime activities?

CRAFT: CELEBRATE Triangle Banner

Print the attached triangle banner template on white card stock.

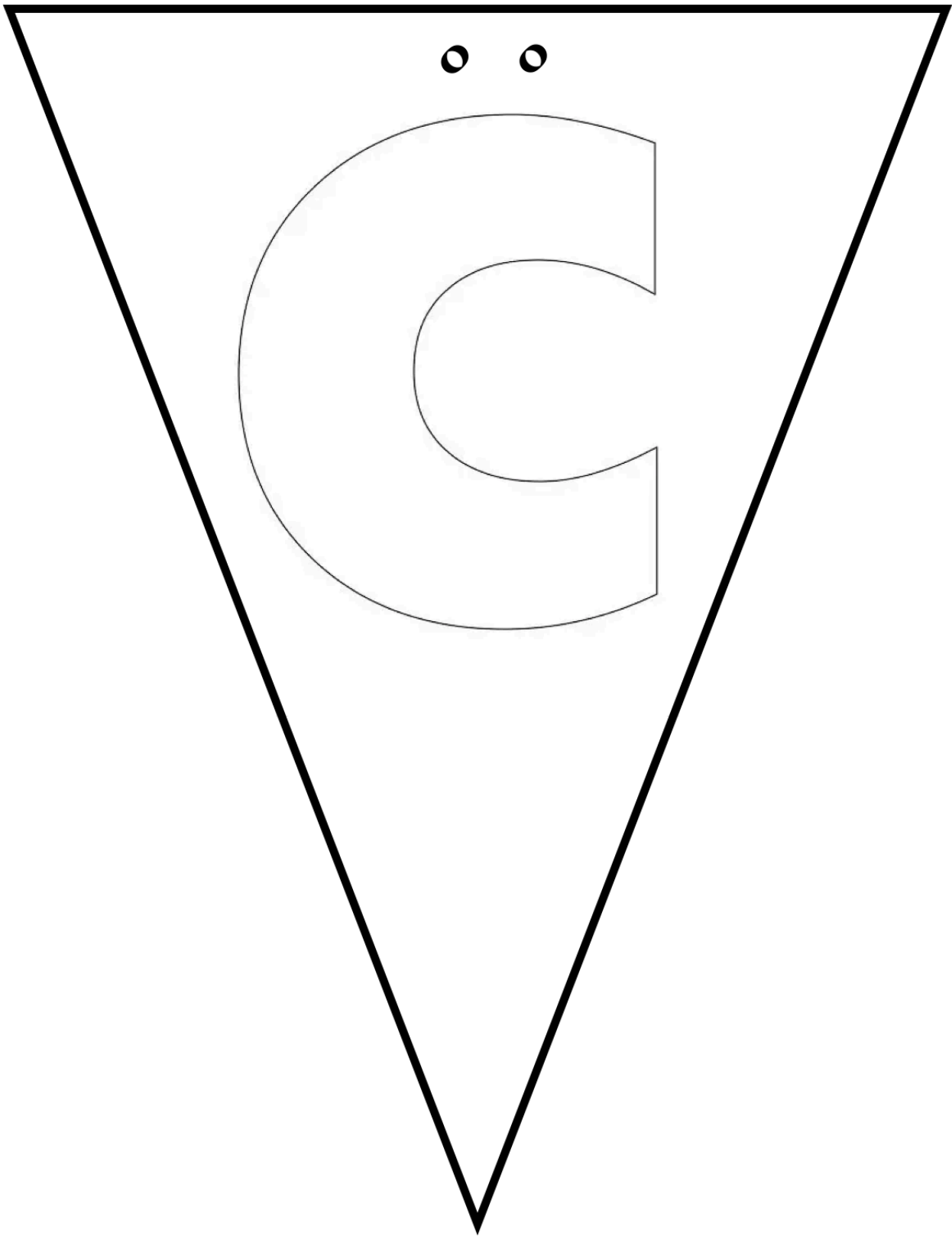
Each student will decorate one of the triangles from the banner template.

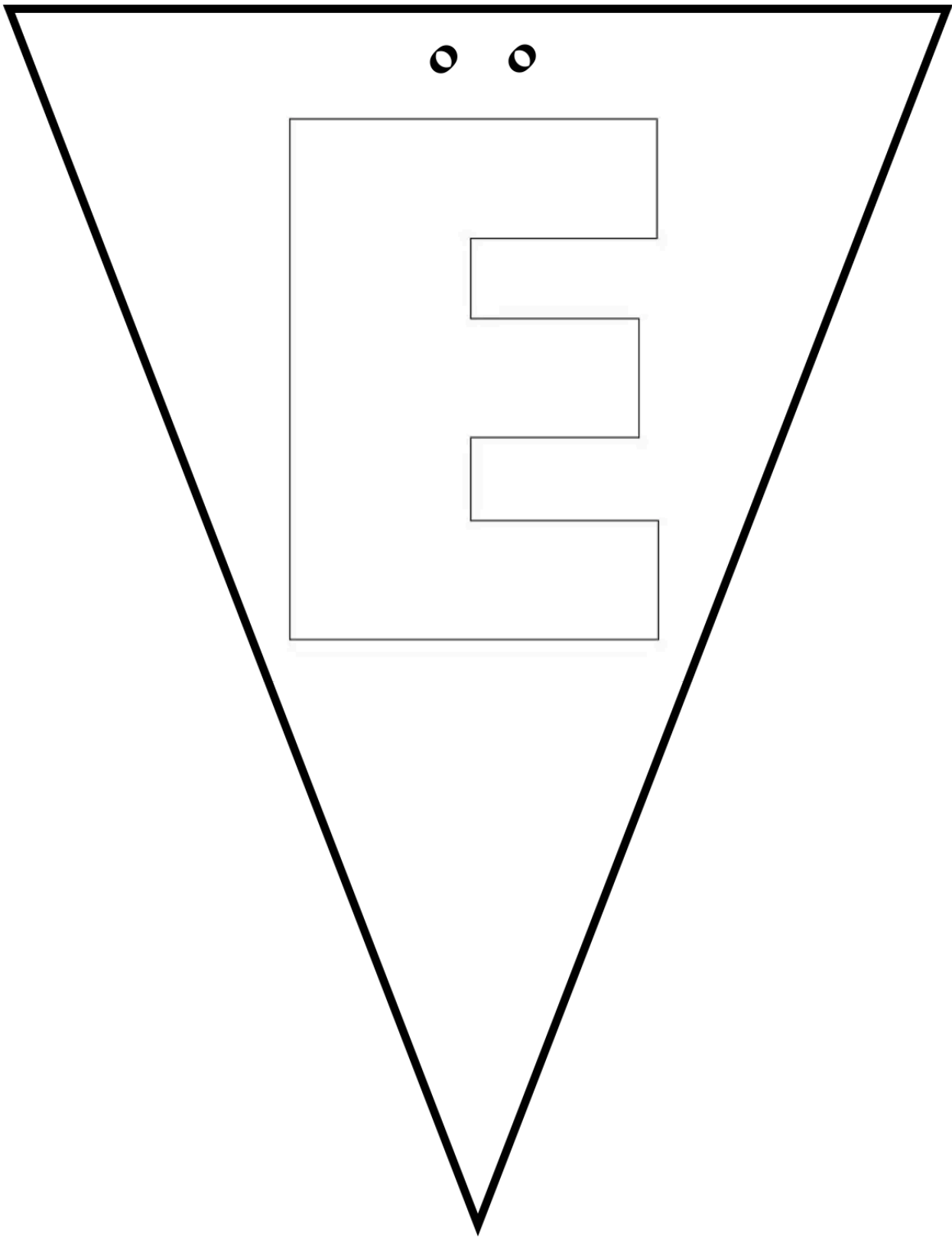
- If you have **more** than ten students in your group; print plenty of blank triangle pages from the template, making the banner as long as you need, for each student to have their own triangle.
- If you have **less** than ten students in your group, some students can decorate more than one letter to make the word CELEBRATE!!

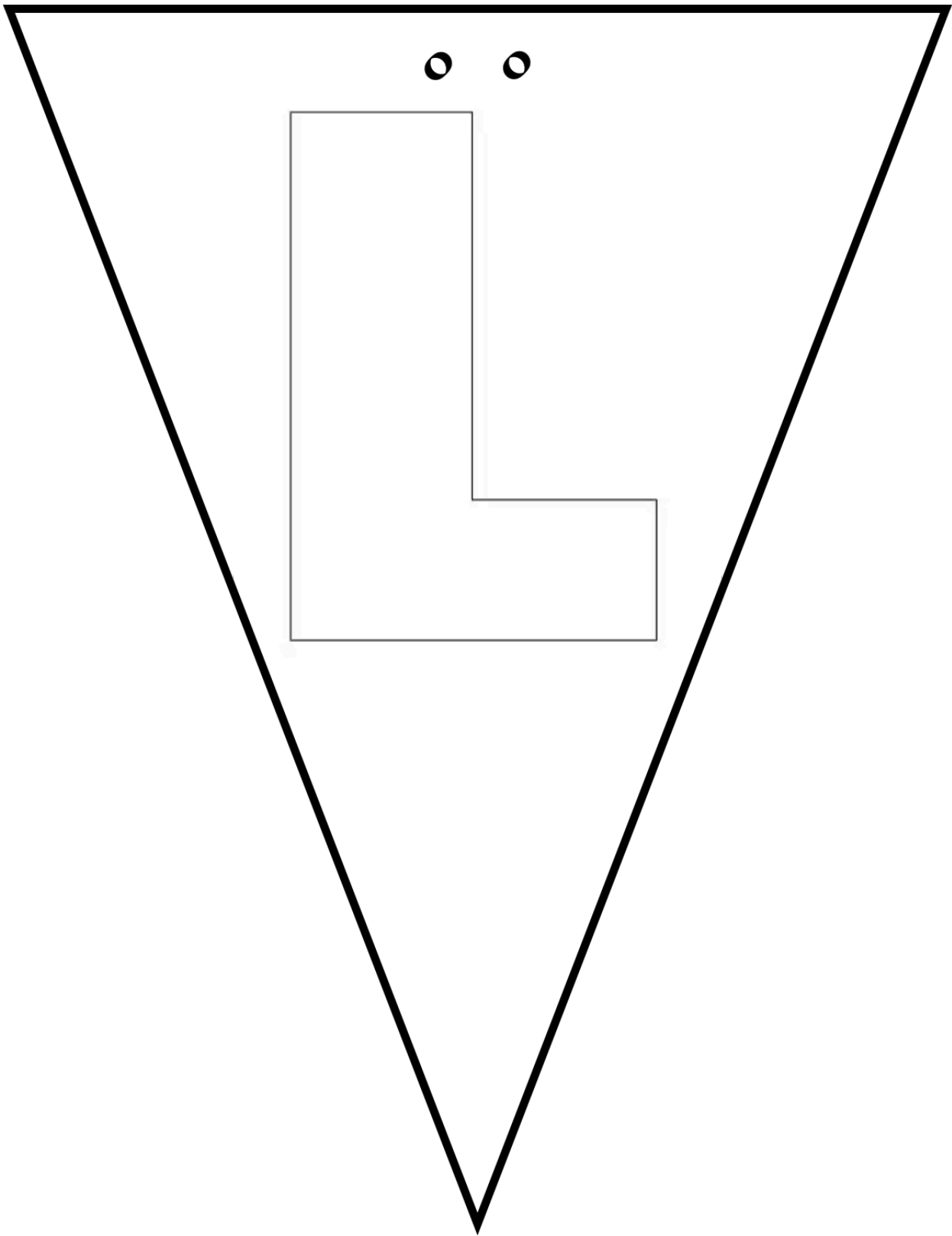
Hole punch on the two circles and cut out the triangle with scissors.

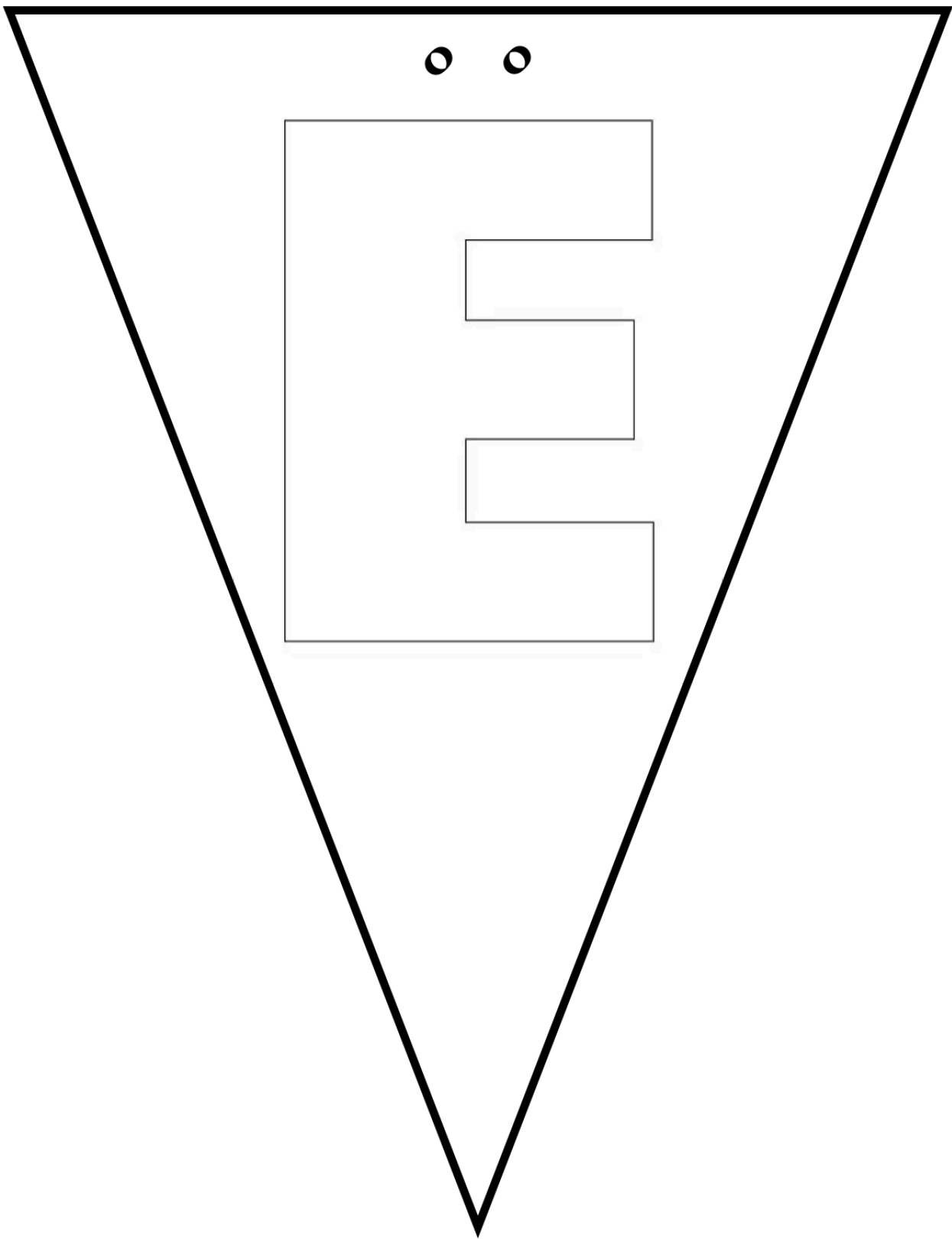
Thread one long string of yarn through each of the triangle holes, connecting the triangles to make a banner.

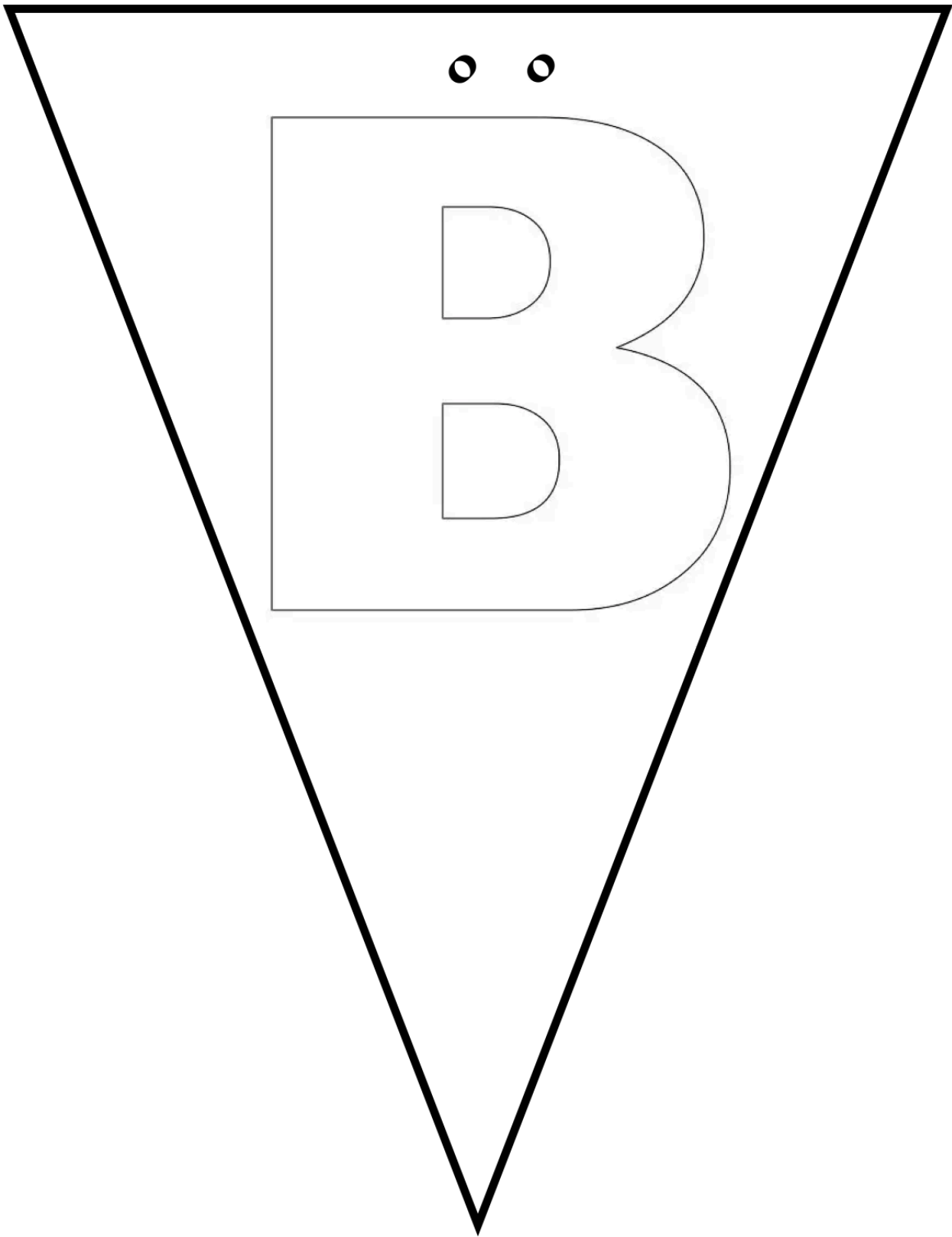
Hang your banner in your learning space as a visual reminder of our opportunities to celebrate every season of life!

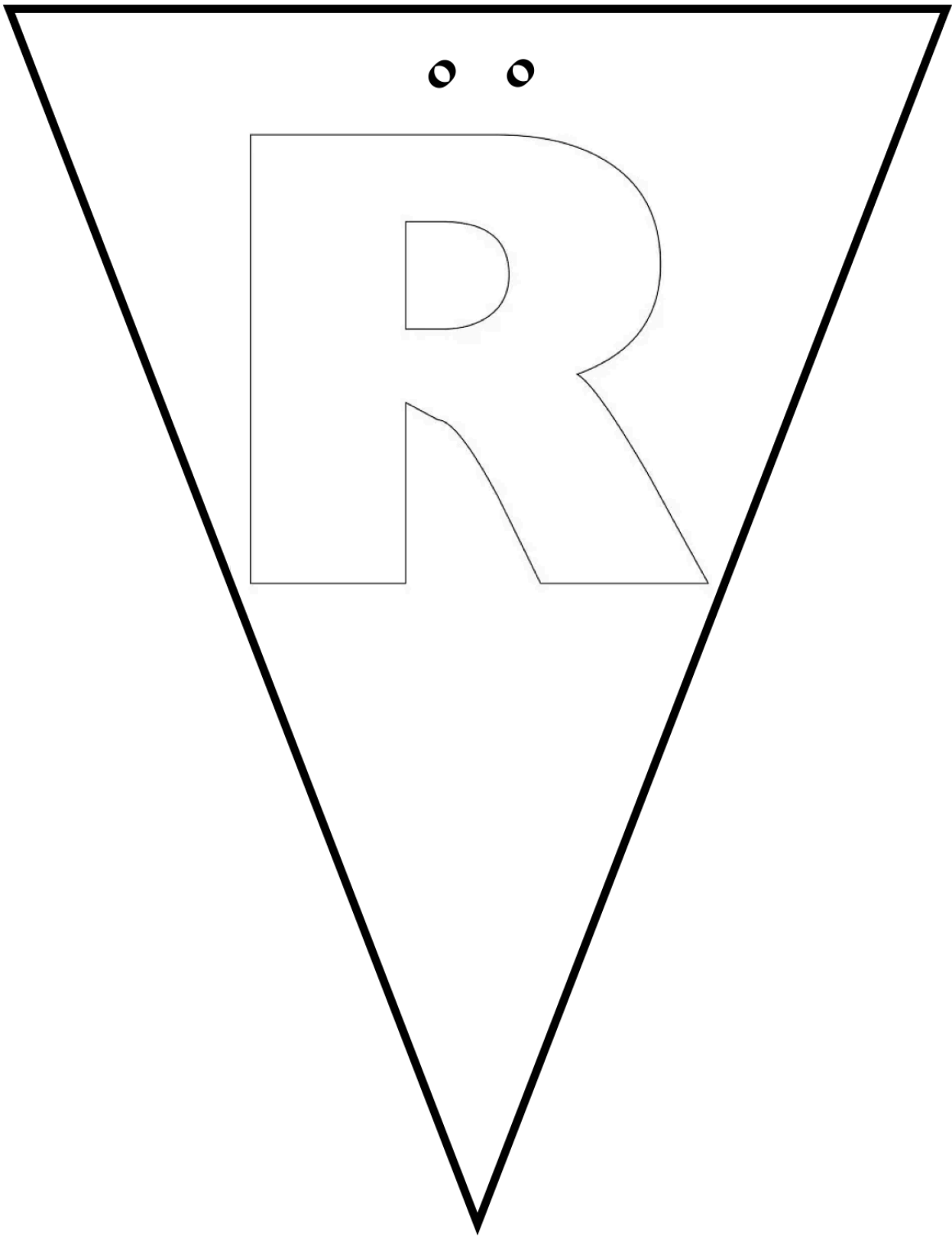





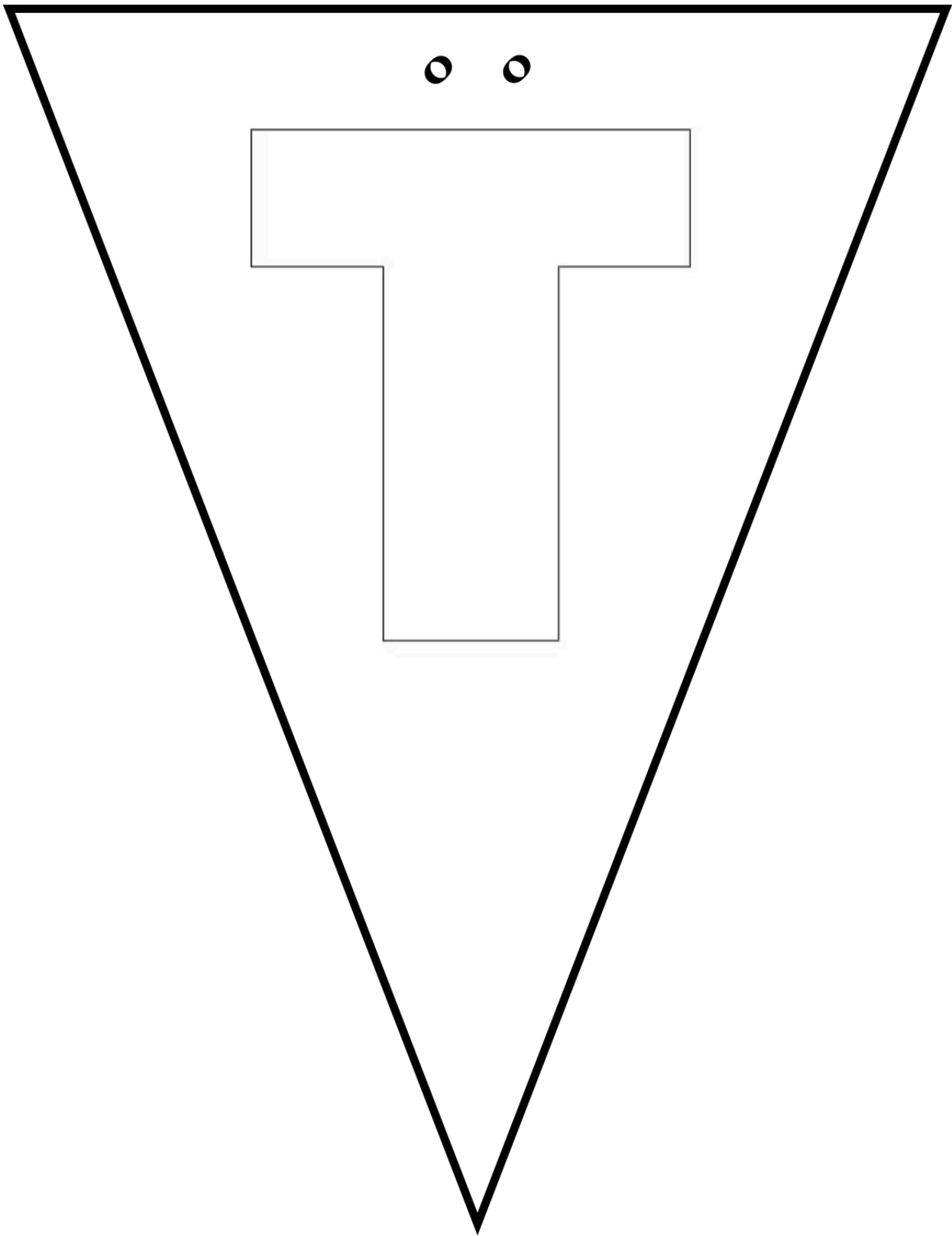


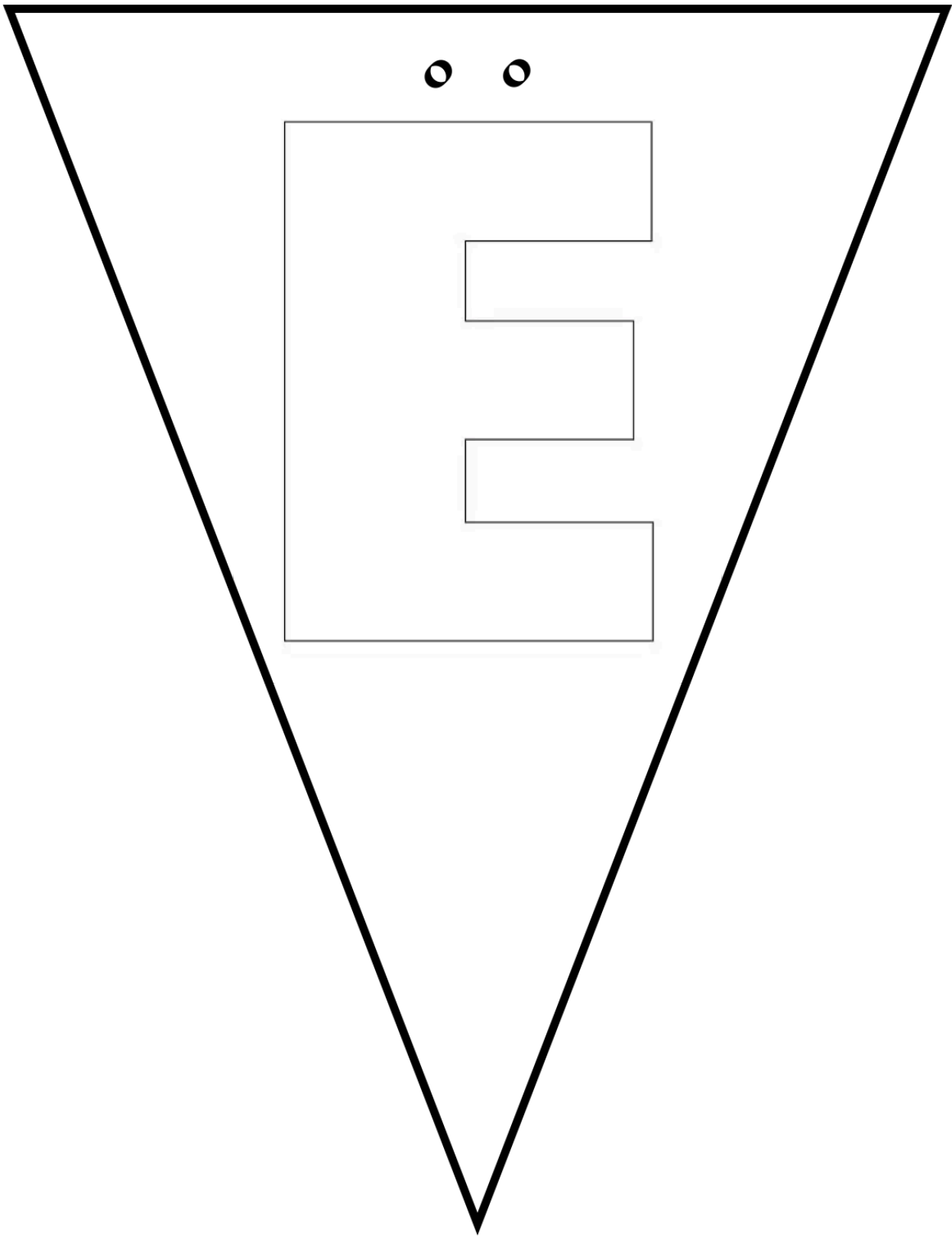


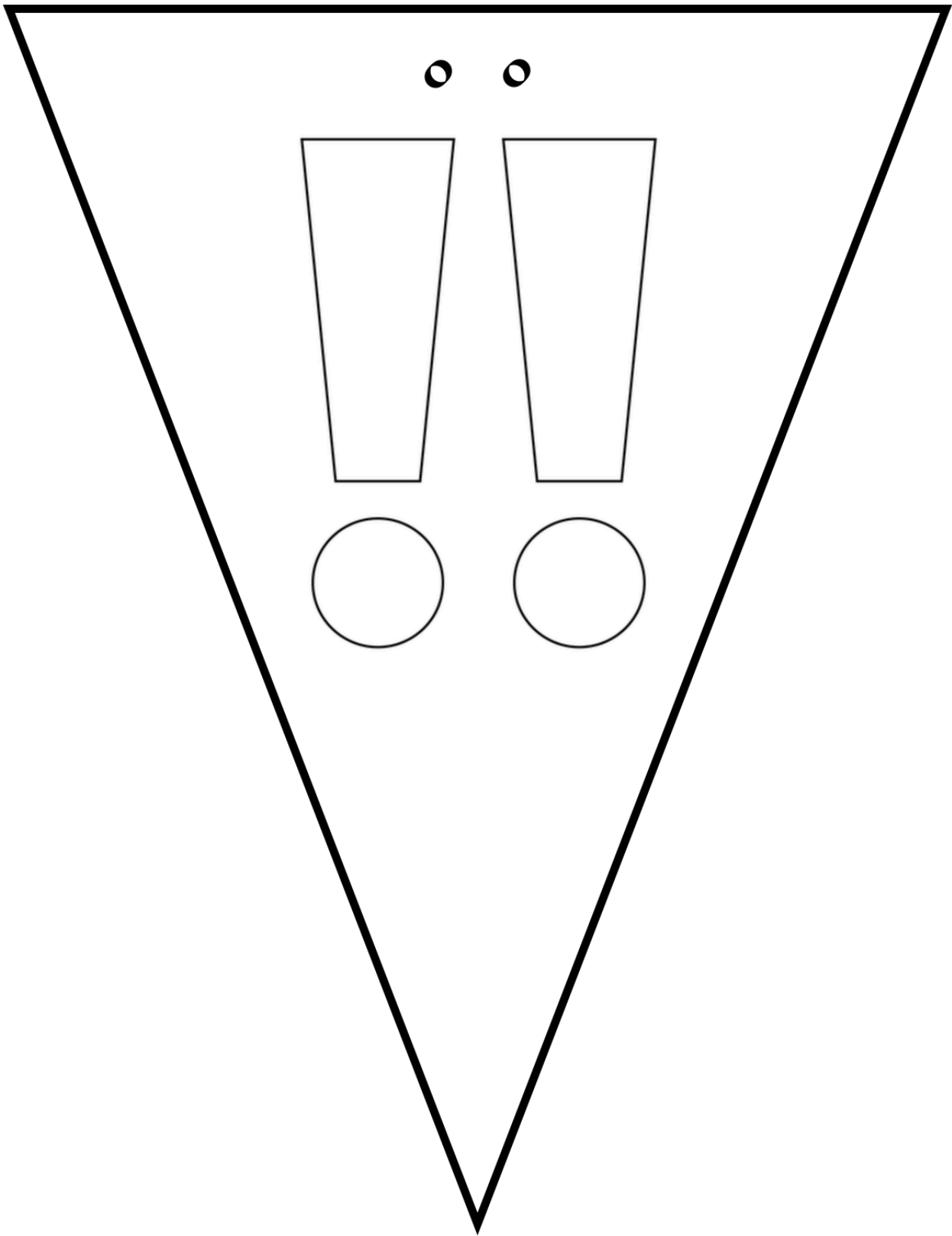


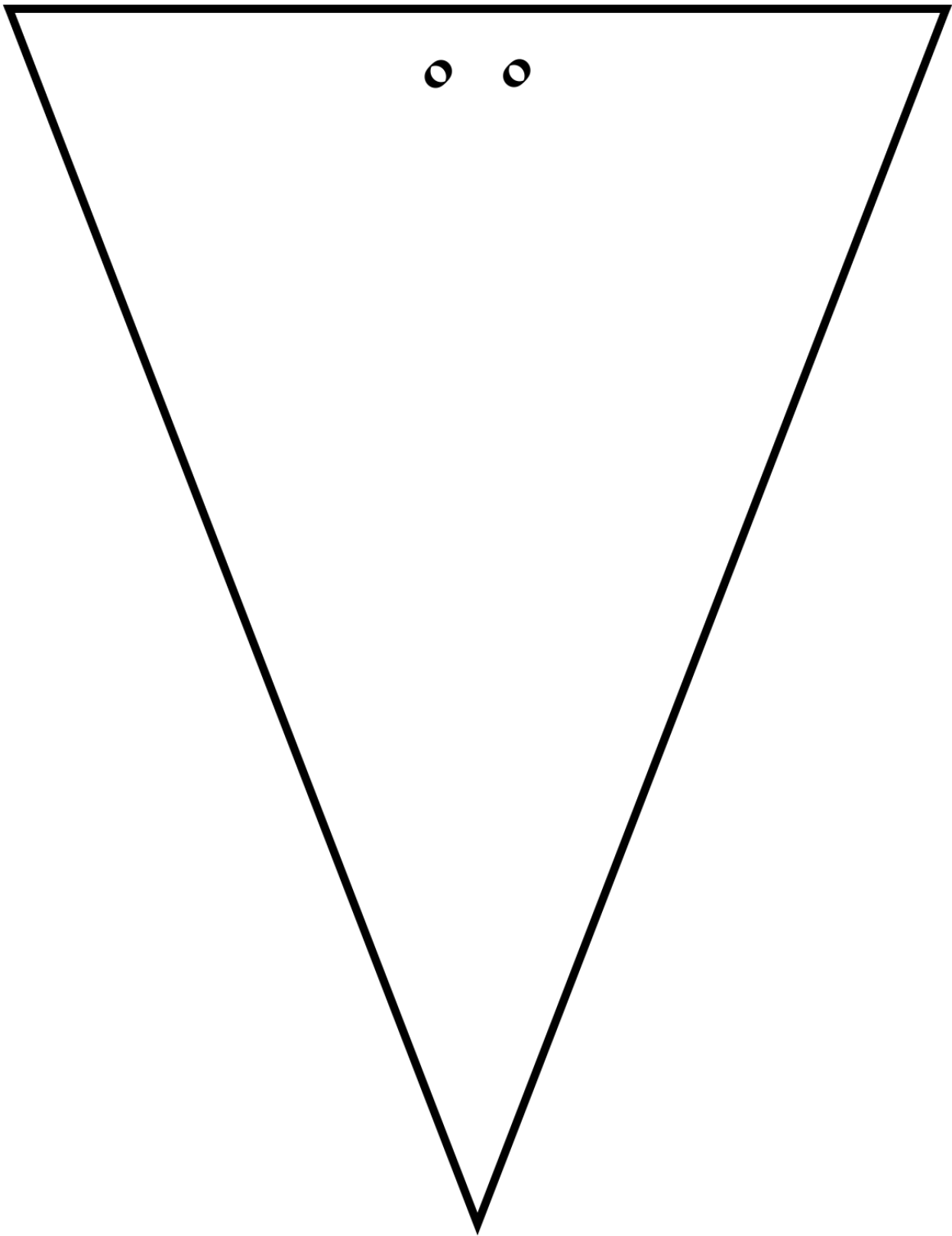














CELEBRATE!! Triangle Banner



The Boy Jesus in the Temple, Luke 2:41-52



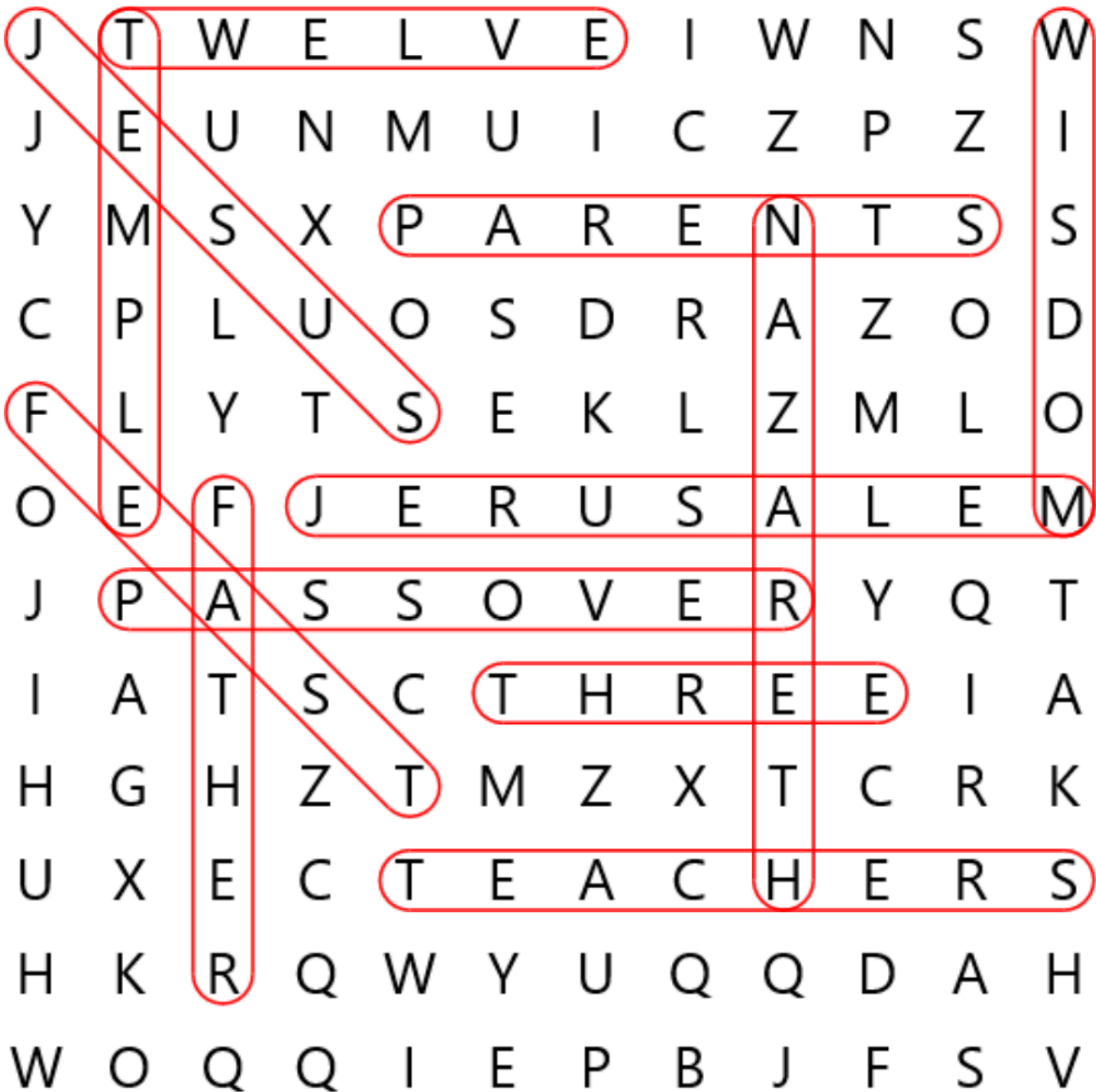
Word Search

Jerusalem - Feast - Passover - Twelve - Jesus - Three

Temple - Teachers - Parents - Father - Nazareth - Wisdom

J T W E L V E I W N S W
J E U N M U I C Z P Z I
Y M S X P A R E N T S S
C P L U O S D R A Z O D
F L Y T S E K L Z M L O
O E F J E R U S A L E M
J P A S S O V E R Y Q T
I A T S C T H R E E I A
H G H Z T M Z X T C R K
U X E C T E A C H E R S
H K R Q W Y U Q Q D A H
W O Q Q I E P B J F S V

Word Search Answers





Week 1 – Note for Parents

Today, your child explored the "Seasons of Growing & Learning" lesson, focusing on the story of the Boy Jesus in the Temple from Luke 2:41-52. In this lesson, we discussed how Jesus used his time in the temple to grow in wisdom and stature, much like how children today grow through learning and experiences. This lesson is part of our "SEASONS" curriculum, which emphasizes recognizing and embracing the different spiritual seasons of life. By understanding and reflecting on Jesus' early dedication to learning, your child gains insight into the value of their period of growth.

As you and your child embrace this vibrant season of learning and growth, remember that neither of you has to walk this path alone. Together, you can grow in your relationship with Jesus Christ, finding guidance and eternal life through faith in the Gospel.