

"Love Like Jesus: 4-Week Curriculum and Kindness Challenge" is an exciting and hands-on program for kids to learn about the deep love of Jesus Christ. Over four weeks, kids will go on a journey where they'll see Jesus' love in Bible stories and in their daily lives, show His love through kind actions, talk about His love to others, and celebrate His love through worship and art. This program is more than information; we want to help kids be transformed by sharing Jesus' love. We have included a **28-day challenge** that encourages kids to show this love in real, everyday ways. It's more than just a program; it's a chance for kids to really experience the love of Jesus.


Target Age Group: Children 6–12 Years Old

Big Idea: Because Jesus loves me, I can share his love with others!


Setting: Children's Church or Sunday School

Memory Verse: John 13:34

You are viewing week #1 as a free sample lesson. Use this link or QR code to purchase the complete 4-week curriculum.



<https://sundayschool.store/products/love-like-jesus-4-week-childrens-ministry-curriculum>



Quick Start Guide

Memory Verse: John 13:34

Big Idea: Because Jesus loves me, I can share his love with others!

Week 1 – Witness: Seeing Christ's Love

Kids will learn about Jesus' love in Bible stories and daily life, then begin their personal 28-Day Kindness Challenge.

Scripture Reference: 1 John 4:9-11

Learning Objective: Students will identify examples of Jesus' love in their daily lives.

Week 2 – Works: Demonstrating Christ's Love

Kids will learn to express Jesus' love through kind actions, following His example.

Scripture Reference: Ephesians 4:32

Learning Objective: Students will perform specific acts of kindness that reflect Jesus' love.

Week 3 – Word: Explaining Christ's Love

Kids will learn to communicate Jesus' love and salvation.

Bible Story: Romans 5:8

Learning Objective: Students will express Jesus' love in their own words.


Week 4 – Worship: Celebration of Christ's Love

Kids will express gratitude and joy through worship to celebrate Jesus' love.

Bible Story: Psalm 136:1

Learning Objective: Students will celebrate Jesus' love through worship.

Easy-To-Teach: Every lesson includes a host of activities to keep children's attention, including a group game, object lesson, interactive Bible story, memory verse activity, simple teaching skit, discussion guide, craft activity, word search, and coloring page.



28-Day Kindness Challenge

Week 1 – Witness: Seeing Christ's Love

Sunday: Read a Bible story about Jesus showing love. Discuss how Jesus showed love in the story.

Monday: Think about someone in your life who shows Jesus' love. How do they do it?

Tuesday: Look for examples of kindness in your community.

Wednesday: Think about a time when you felt loved. Share this experience with a friend or family member.

Thursday: Draw a picture of a Bible story where Jesus showed love.

Friday: Spend the day being extra observant of acts of love and kindness around you.

Saturday: Share with your Sunday school class or family the instances of love and kindness you observed this week.

Week 2 – Works: Demonstrating Christ's Love

Sunday: Do a surprise chore for a family member without them asking.

Monday: Write a thank you note to someone who has been kind to you.

Tuesday: Share a favorite toy or book with a friend.

Wednesday: Help prepare a meal at home and serve it with a smile.

Thursday: Make a handmade gift for a neighbor or friend.

Friday: Donate some of your old toys or clothes to a charity.

Saturday: Prepare a snack to bring to your children's ministry leader or pastor at church this weekend.

Week 3 – Word: Explaining Christ's Love

Sunday: Share a Bible story about Jesus' love with a friend who doesn't attend church.

Monday: Write a letter to a missionary or pastor explaining why Jesus' love is important to you.

Tuesday: Practice explaining Jesus' love to a family member.

Wednesday: Draw a comic strip that explains Jesus' love.

Thursday: Write a prayer that expresses your understanding of Jesus' love.

Friday: Share your favorite Bible verse about love with someone and explain why it's meaningful to you.

Saturday: Share with your Sunday school class or family how you explained Jesus' love to others this week.

Week 4 – Worship: Celebration of Christ's Love

Sunday: Write a song or poem that celebrates Jesus' love.

Monday: Create a piece of art that represents Jesus' love.

Tuesday: Spend time in prayer, thanking Jesus for His love.

Wednesday: Organize a small celebration with your family to celebrate Jesus' love.

Thursday: Share your song, poem, or artwork with your family.


Friday: Reflect on what you've learned about Jesus' love this month. How has it changed you?

Saturday: Have a time of prayer, thanking God for what you've learned during the kindness challenge.

Make It Personal: Use your creativity to find new ways to show kindness and share what you learn with the group. You can substitute your own ideas for any of our challenges!




**A new command I give you:
Love one another. As I have
loved you, so you must love one
another. John 13:34 NIV**





**A new commandment I give
unto you, That ye love one
another; as I have loved you,
that ye also love one another.**

John 13:34 KJV





**A new commandment I give to
you, that you love one another:
just as I have loved you, you
also are to love one another.**

John 13:34 ESV

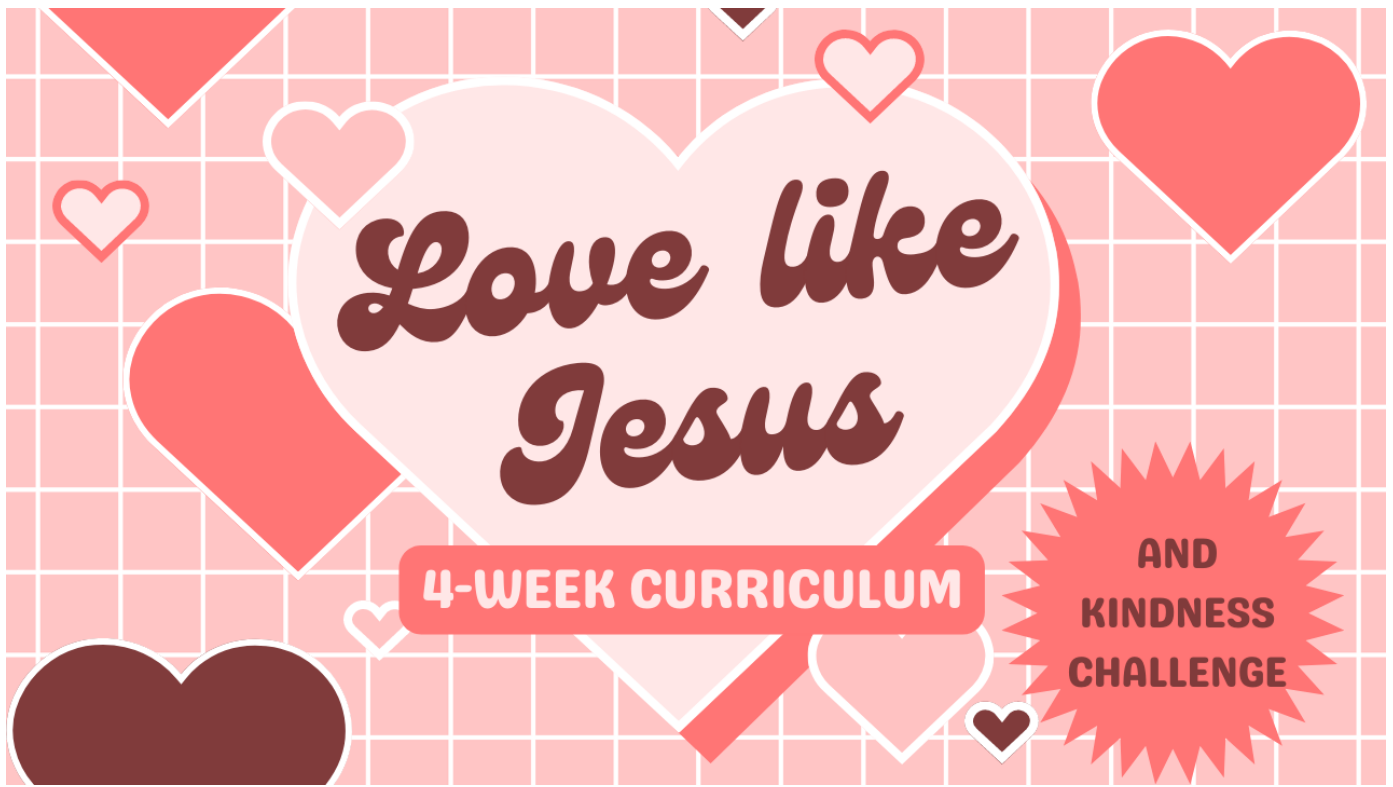




**So now I am giving you a new
commandment: Love each
other. Just as I have loved you,
you should love each other.**

John 13:34 NLT





Week 1 – Witness: Seeing Christ's Love

Description: This week, kids will learn to spot and appreciate Jesus' love in Bible stories and in their everyday lives. At the end of this lesson, you will introduce the 28-Day Kindness challenge and pass out the activities for this week.

Scripture Reference: 1 John 4:9-11

Learning Objective: By the end of this week, kids will be able to point out examples of Jesus' love in the Bible and in their daily lives.

Memory Verse: John 13:34

Introduction & Group Game: Love Detective

"Good morning, everyone! I'm so thrilled to see all your shining faces here today. We're about to embark on a beautiful, exciting journey together. This journey is called 'Love Like Jesus.' Now, isn't that an interesting title? What do you think it means to *love like Jesus*? (allow for discussion)

Those are some great ideas. Over the next four weeks, we're going to dive deep into this concept and discover just how powerful Jesus' love is! At the end of today's lesson, I'll explain about our **28-Day Kindness Challenge** to help put what we learn into practice.

Today, our adventure starts as we learn about what it means to be a 'Witness,' which means seeing Jesus' love in action. We're going to be detectives this week, looking for clues and signs of His love in the Bible and in our everyday lives. Are you ready to become love-detectives?"

Materials:

- Small slips of paper with examples of kind actions
- Pens
- Small bowl

Preparation: Here are some ideas to add to your "Love Detective" game, you can use as many as you like or even brainstorm your own. These actions can be written down on the small slips of paper and placed in the bowl.

- **Holding the door open for someone.** Discussion point: This is a simple act that shows respect and care for others, just like Jesus always respected everyone He met.
- **Helping pick up dropped books or items.** Discussion point: This act demonstrates noticing someone in need and choosing to help, reflecting Jesus' heart for helping those in need.
- **Giving up your seat for someone else.** Discussion point: Sacrificing our comfort for others shows love and is similar to how Jesus always put others before Himself.
- **Helping a younger sibling tie their shoes.** Discussion point: This is an act of patience and teaching, just as Jesus was patient with His disciples and taught them many things.
- **Listening intently to someone without interrupting.** Discussion point: Taking the time to truly listen shows that we value and care for the other person, similar to how Jesus always took the time to listen to people.
- **Making a card for someone who's not feeling well.** Discussion point: Creative acts of kindness can bring comfort and joy, just like Jesus brought comfort to many during His time on Earth.
- **Comforting a friend who had a bad day.** Discussion point: Providing emotional support and being there for someone in tough times mirrors Jesus' comforting nature.
- **Returning a lost item you found to its owner.** Discussion point: Honesty and doing the right thing is a direct reflection of Jesus' teachings about integrity.
- **Inviting someone sitting alone to join your group.** Discussion point: Including others and making them feel welcome and valued is an act of love, much like how Jesus included everyone, even those who were often left out.

Game Instructions:

1. Divide the kids into pairs or small groups. Explain that they are now 'Love Detectives.'
2. Each group takes a turn to pick a slip of paper from the bowl.
3. They have to act out the scene written on the paper without speaking, and the rest of the class must guess what act of love is being portrayed.
4. After each correct guess, have a brief discussion about how the act demonstrates love, linking it back to how Jesus showed love.
5. Rotate until all groups have had a turn and all acts of love have been acted out and discussed.
6. Wrap up the game with a brief discussion about how Jesus showed love in similar ways and that over the week, they'll be learning to spot such acts of love around them as part of the 'Witness' theme.

Object Lesson: The Love Mirror

Materials Needed:

- Mirror
- Picture of Jesus (or a cross)
- Sticky notes
- Pen

Teacher's Script: Can anyone tell me what this is? (Hold up the mirror and allow for the children to respond.)

Of course, good job. It's a mirror. And what do mirrors do? (Pause for responses.)

That's right. Mirrors reflect. They show us what we look like, don't they?

Now, what if this mirror could show us what Jesus' love looks like? What do you think we would see?" (Allow for responses. Some kids might mention kindness, sacrifice, forgiveness, etc.)

Those are some great answers! To see Jesus' love, we often look at the things He did, the way He lived, and the words He spoke. His entire life was a reflection of God's love for us. If we look in our 'Jesus Love Mirror,' we might see kindness, compassion, forgiveness, and so much more.

(Hold up the picture of Jesus or the cross.) This is our representation of Jesus' love."

(Place the picture or cross behind the mirror so that it is reflected in the mirror.)

Now, let's take these sticky notes. On each one, I want you to write down an example of Jesus' love that we can find in the Bible, something that you remember from the Bible stories about Jesus. It could be something like 'Jesus healed the sick,' 'Jesus forgave sins,' or 'Jesus fed the hungry.'

(Hand out sticky notes and pens. Once the kids have written their examples, ask them to come up and stick their notes around the mirror.)

As you can see, when we look at Jesus' life and actions in the Bible, our 'Love Mirror' is filled with acts of compassion, forgiveness, and kindness – this is how Jesus showed His love. And guess what? This week, we will be 'Love Detectives,' spotting these acts of love in our lives too. Not only in the Bible but also in our homes, in our schools, and our communities. Because Jesus' love is everywhere, and the more we learn to spot it, the more we can reflect it – just like this mirror.

Remember, the first step in loving like Jesus is witnessing His love, and that's what we're focusing on this week. Keep your detective eyes open, and let's see how much love we can spot together!"

Bible Story:

Witness: Seeing Christ's Love

TEACHER: Alright, everybody. It's time to open our Bibles! We will be looking at the book of 1 John, chapter 4, verses 9 to 11. Can someone help me find that passage?"
(Allow a child to find the passage and show the others.)

"Great job! This passage tells us something very special about God's love. But before we read it, I want to tell you a story."

"The story I'm going to tell you happened a long, long time ago, but it's as true today as it was then. It's about a man who has done some wrong things. In fact, he had done so many wrong things that he was known as a sinner."

"Despite being a sinner, this man realized his mistakes and wanted to make things right. So, he decided to go to the temple to pray. Now, can you imagine how he might have felt? Nervous, scared, ashamed... After all, the temple was a holy place and he felt like he didn't belong there because of all the wrong things he had done."

"But guess what? Even though he was scared, he went to the temple anyway because he wanted to ask for God's forgiveness. At the same time, there was a very religious man, a Pharisee, praying in the temple as well. The Pharisee thanked God that he wasn't like other people - robbers, evildoers, adulterers - or even like this sinner."

"Can you see the difference between these two men? One admitted he was a sinner and asked for forgiveness, while the other thought he was better than everyone else."

"Now, let's look at our Bible passage to see what it tells us about God's love and forgiveness."

READ: 1 John 4:9

"Wow! So, this verse tells us that God sent his son, Jesus, into the world so we might live through him. Can someone tell me what that means?" (Encourage responses and discussion.)

"Great thoughts! Now, let's continue our story."

"The sinner stood far off and would not even look up to heaven. He beat his chest and said, 'God, have mercy on me, a sinner.' He knew he had done wrong, but he also knew about God's love and hoped for God's mercy."

"Now, Jesus was telling this story, and do you know what He said? He said that the sinner, not the Pharisee, went home justified before God. The one who admitted his mistakes and asked for forgiveness was the one who was forgiven. That's how much God loves us!"

READ: 1 John 4:10

"This verse says that love isn't about what we do for God but what He has done for us. He sent Jesus to be the atonement for our sins. Isn't that incredible? God's love is so deep and wide that it covers all of our mistakes when we come to Him."

"Now, let's go back to the story. When the sinner left the temple that day, do you think he felt lighter, maybe even happier? Why?" (Encourage responses and discussion.)

"Absolutely, because he had experienced God's love and forgiveness!"

READ: 1 John 4:11

"This last verse tells us that since God loved us so much, we should also love one another. So, in our story, what do you think the sinner might have done next? How could he show love to others?" (Encourage responses and discussion.)

"Fantastic ideas, everyone! Just like the man in the story, we've all done wrong things. But God's love is so big that He sent Jesus to take away our sins. And because of that, we can love others just like Jesus loves us!

This week, let's remember to be 'Love Detectives,' spotting examples of Jesus' love in the Bible and in our everyday lives.

Memory Verse Activity: Verse Card Shuffle

Materials Needed:

- Index cards (one per word from John 13:34) For larger groups you can create several sets or have the children help prepare.
- Marker

Preparation: Write each word from the verse on separate index cards. Shuffle them.

Leader: We have a special verse from John 13:34. It's about a commandment from Jesus. These cards have our verse, but they're mixed up! Can you help arrange them? Work with your teams to arrange the verse. Say it out loud once you think it's correct!"

Directions: Hand cards to kids. If there are extra kids, make teams. Offer hints if kids find it challenging. Encourage teamwork. After they get it right, all together, repeat the verse a few times.

Teaching Skit: The Lost Dog's Love

This simple skit helps children relate the idea of witnessing Jesus' love to a real-life situation. It encourages them to act kindly and compassion, just as Jesus would. Plus, the humor keeps the story engaging and fun.

Possible Props:

- Ball: For SUE and JIM to play catch with.
- Puppet or Stuffed Animal: Representing ROSCOE, the lost dog. Opt for one that's relatively large and clearly visible to the audience.
- Picnic Basket: Carried by MOM, this should ideally be a traditional-looking basket, making it clear that it contains food items for the picnic.
- Assorted "Picnic Food" Items: These can be fake or real items such as sandwiches, fruit, and a drink container. These are shared with ROSCOE during the skit.
- Park Bench or Blanket (optional): This could be placed on stage to enhance the "local park" setting.

Characters:

- SUE, a young girl who loves animals
- JIM, Sue's older brother
- ROSCOE, the lost dog (a puppet or stuffed animal)
- MOM, Sue, and Jim's mother

(SCENE: A local park. SUE and JIM are playing catch.)

SUE: (Suddenly stops playing) JIM, look! There's a lost dog over there.

JIM: (Laughs) SUE, that's ROSCOE. He's always running around the neighborhood.

SUE: (Worried) But he looks scared and hungry. We should do something.

JIM: (Shrugs) Nah, someone else will care for him.

(MOM enters with a picnic basket.)

MOM: What's going on, you two?

SUE: (Pointing to ROSCOE) MOM, ROSCOE is lost and hungry, but JIM doesn't want to help!

MOM: Well, let's think about this. What would Jesus do in this situation?

JIM: (Thinks for a moment) Jesus would...probably help ROSCOE, right?

SUE: (Nods) Exactly! Just like we learned in today's lesson, Jesus showed love in all His actions.

JIM: (Smiles) OK, let's do it. Let's show Jesus' love to ROSCOE!

(They share their picnic food with ROSCOE, who wags his tail happily.)

MOM: (Smiling) Remember, showing kindness is one of the best ways to witness Jesus' love to others.

SUE: And it feels good too!

JIM: (Laughs) Especially when ROSCOE slobbers all over your sandwich!

(They all laugh as the curtain falls.)

(End of Skit)

Discussion Questions & Prayer

LEADER: "Hi, everyone - I am so proud of you for paying close attention during our Bible lesson today. You did an amazing job! Now, let's dive a bit deeper into what we learned. I will ask some questions, and I want you to share your thoughts. There are no wrong answers here, okay? We're all here to learn together."

1. "Can anyone tell me a moment in the Bible story today where you saw Jesus' love being shown?"
2. "What are some ways that you see Jesus' love in your everyday life?"
3. "Can you think of a time when you showed Jesus' love to someone else? What did you do?"
4. "How did it feel when you showed love to others? Do you think it made a difference to them?"

"Well done, everyone. I love hearing your thoughts and ideas. Now, let's take a moment to share any prayer requests. Remember, nothing is too big or too small for God." (Allow children to share their prayer requests.)

"Thank you for sharing. Let's pray together."

"Dear God, thank You for teaching us about Your love today. Help us to witness Your love every day in our lives and show it to others. Please be with us in this coming week and hear our prayers. We pray for [insert prayer requests]. Give us the courage and strength to love like Jesus. In Jesus' name, we pray.
Amen."

The 28-Day Kindness Challenge: Introduction


LEADER: Our new lesson series is more than just talking – it’s a challenge for each of you (and our leaders, too). It’s a special adventure we will share together. We’re about to embark on a 28-Day Kindness Challenge that will bring the love of Jesus closer to your hearts and show it to the world around us. Jesus showed love in countless ways during His time on Earth, and now it’s our turn to shine His love brightly! Here’s how it will work:

1. **Every Day is Special!** Each day, you’ll have a unique activity or challenge that helps you see, show, and celebrate Jesus’ love. It could be as simple as reading a Bible story or as exciting as creating art!
2. **Take It Home!** We will provide you with a list of these daily activities to take home. This way, you can follow along with your family, mark off each day’s challenge, and feel the joy of accomplishment.
3. **Share Your Journey!** Each week, when we gather back together in this group, we’ll share our experiences. It’ll be so much fun to hear how each one of you lived out Jesus’ love in your own special way!

Remember, it’s not just about completing the challenge; it’s about deeply feeling and sharing the love of Jesus in everything you do.

Are you ready? Let’s embark on this journey together and let our lights shine bright! Let’s talk about this week’s activities. (Hand out the 1st week’s activities and discuss).

Note: Day #1 was completed in this lesson, so everyone gets to check that one now.



Kindness Challenge: Week 1 Witness (Seeing Christ's Love)

- Sunday: Read a Bible story about Jesus showing love. Discuss how Jesus showed love in the story.
- Monday: Think about someone in your life who shows Jesus' love. How do they do it?
- Tuesday: Look for examples of kindness in your community.
- Wednesday: Think about a time when you felt loved. Share this experience with a friend or family member.
- Thursday: Draw a picture of a Bible story where Jesus showed love.
- Friday: Spend the day being extra observant of acts of love and kindness around you.
- Saturday: Share with your Sunday school class or family the instances of love and kindness you observed this week.

BONUS: Start a simple kindness journal to keep track of the challenge each day!

Craft Activity: Blooming with Compassion


Supplies Needed:

- Construction paper or card stock
- Paper plate
- Yarn, pipe cleaner, popsicle stick, or string
- Markers or crayons
- Scissors
- Glue or tape
- Other decorations (jewels, stickers, etc.)



Procedure:

1. Cut out several pieces of paper or cardstock in petal shapes.
2. Brainstorm ways of demonstrating compassion, and write them on the petals.
3. Glue a circle or cupcake liner in the center of the plate, and attach the petals around it using glue or staples.
4. Attach a popsicle stick "stem" to the bottom of the plate or a pipe cleaner or string to the top to hang it on display.



Word Search

Jesus - Love - Witness - Kindness - Bible - Joy

Prayer - Disciples - Gospel - Heart - Friend - Church

V A C H U R C H A K H
R A B W E P G V D Q X
Q V J I I J O Y U P J
Z M T U B E S F J B J
E E K L I L P T E U E
A K I N D N E S S L H
P Z A K I C L Q U O E
D I S C I P L E S V A
K N L K G P R A Y E R
G B F R I E N D J M T
M V O W I T N E S S H

Word Search Answers

V A C H U R C H A K H
R A B W E P G V D Q X
Q V J I I J O Y U P J
Z M T U B E S F J B J
E E K L I L P T E U E
A K I N D N E S S L H
P Z A K I C L Q U O E
D I S C I P L E S V A
K N L K G P R A Y E R
G B F R I E N D J M T
M V O W I T N E S S H




Witness - Seeing Christ's Love

Color the given picture.



Witness - Seeing Christ's Love

Can you find the way out of this maze?



Witness - Seeing Christ's Love

Circle the hidden words in the puzzle below!

G G U E C W W M Q T M P A E U F C X R S V E X B A
H V F A Z Z M K S L Q X G O G K E L N G K E N X F
P V A K E H A R Q W M B J W U X A O G B W T F Q E
C D H L W G N F Y U Q Q O A W F B V D Y Z X O D S
O F W G T Y I H S W N D X Q N C Z E D I C Z D Y C
J K V U L J F N C I O Y L L C R U D Z X H T Y K R
K G P G I C E V V C I U A T O W A R D J U D O Y D
W U P O V R S R O U C X M X Y J U Q W X F D S M E
L C M G E L T N T O A N S U P X I I L K N G H C L
L X B S N A E W N I K J E E W G I K U M A V D W F
M M S C J H D N B A D V B P W I H W J P Q S F F P
J A R Y B Z Q M X T W H Y W Y T P F V M I L K G W
D D Z B J X E W R C I T V E H H X M R Q W O N E C
R V T U S G U J V Q B Y A X R B C I D G R J I D F
P D P D S M Y V B Q Q Q M F R A G P D N M H S P Y
O W H B Z T I A G I A T I R Z V L B G J Y R H H W
E P H U A O A G A L Q M X J R T H A D Q M C S U O
E F D T P H R K H Y A N G C F U O H Q C N U C O R
Y A S M N U L Q O T S B U C R S Y M M N R E R C L
X M Y K E Q C N X L M Z P Z Y Q D E B P L S F I D

WORD BANK

MANIFESTED

LIVE

MIGHT

WORLD

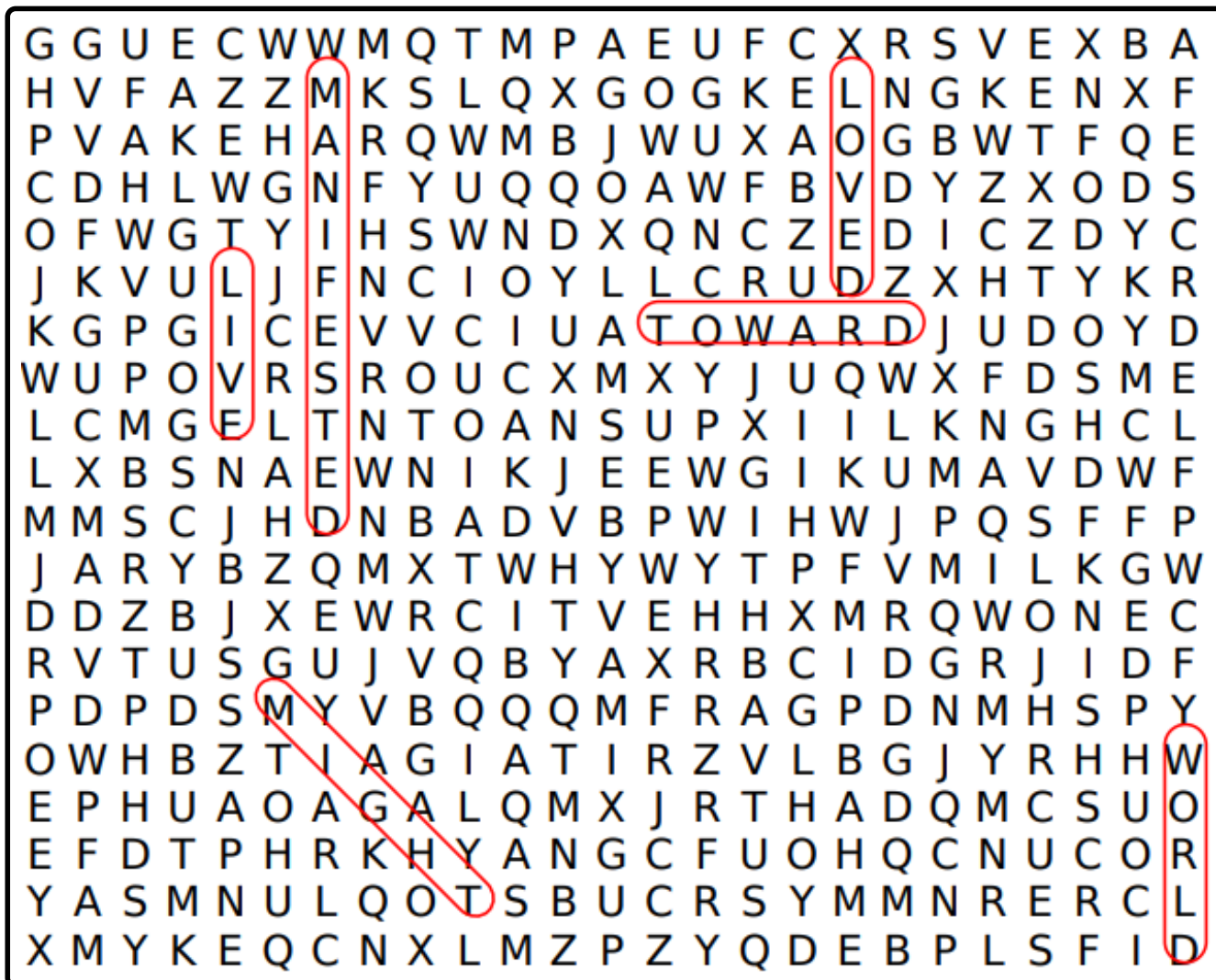
TOWARD

LOVED

Witness - Seeing Christ's Love

Circle the hidden words in the puzzle below!

Answer Key



WORD BANK

MANIFESTED

LIVE

MIGHT

WORLD

TOWARD

LOVED