


# Faith, Hope & Love

4-week children's ministry curriculum



THE SUNDAY SCHOOL STORE





## **Faith, Hope, & Love: 4-Week Children's Ministry Curriculum**

explores the deeper meaning and importance of these commonly used words: faith, hope and love. Children will gain a better understanding of how to experience Faith, Hope & Love every day, starting right now! Each lesson offers opportunities for children to learn Scripture, discover something new about themselves and each other, and acquire real ways they can express their faith, hope and love in God and toward their neighbor.

**Big Idea:** God wants me to live a life full of Faith, Hope & Love!


**Memory Verse:** *And now these three remain: faith, hope and love. But the greatest of these is love. (1 Corinthians 13:13, NIV)*


You are viewing the week #1 lesson as a free sample. Click the link below to purchase the complete unit.

<https://sundayschool.store/products/faith-hope-love-curriculum>

- Lesson 1: FAITH
- Lesson 2: HOPE
- Lesson 3: LOVE
- Lesson 4: FAITH, HOPE, & LOVE

"Faith, Hope & Love" Written by Lauren Sanford  
Lesson Plan Copyright © 2023 [The Sunday School Store](https://sundayschool.store).





## **FAITH, HOPE, & LOVE**

*Faith, Hope, & Love* is a four-lesson children's ministry curriculum that explores the deeper meaning and importance of these commonly used words: faith, hope, and love. Sacred Scripture is full of stories and lessons of how important these three words are to Christian discipleship. They are more than just words; they are a way of life. The *Faith, Hope, & Love* curriculum offers opportunities for children to learn how God's people in the Bible were people just like us. They had questions, they were curious, and they experienced doubt and challenging times in their lives. And they are our proof that living with faith, hope, and love was, *and is*, always the will/way of God.

Every lesson includes a lesson plan for teachers, supplies list, prayer, opening activity, Bible lesson with discussion questions, and craft. *Faith, Hope & Love* children's ministry curriculum was created to engage children pre-K through fifth grade, with plenty of options for flexibility to make the lessons fit any group with ease.



## TEACHER TIPS:

### LESSON PLAN:

Every lesson starts with a Lesson Plan for the teacher. This section provides a learning goal for the lesson and some notes to better prepare for teaching your students.

### SUPPLIES:

Read this section and gather all supplies before beginning your lesson. Organize your supplies in the order you will use them to help lesson time run smoothly.

### PRAYER:

A good way to start prayer time is to make the experience feel set apart and peaceful. Dimming lights and lighting candles will decrease distractions and help students to quiet and feel calm. In many Christian traditions the lighting of candles can serve as a symbol of love and faith toward God. You can use small votive candles in votive holders. If you always have the same students in your group for every lesson you can add a name label to each candle so that every student has their own candle. When lighting a candle for each student ask them if they have anything on their heart or mind they would like

prayer for. If you do not want to have fire in your group setting, consider getting battery operated candles the students can switch on themselves. A scripted prayer is provided for each lesson but feel free to make this time personal by saying your own prayer that fits your group, or ask if any students would like to offer prayer for the group.

### **OPENING ACTIVITY:**

This time is a great opportunity to break the ice, allowing students to warm up to one another while having some fun. The activity will allow students the space to participate together while bringing the lesson theme to life.

### **BIBLE LESSON:**

Feel free to gear the Scripture reading toward what works best for your group. You can use the Bible translation(s) you are most comfortable with. If you have older students you can ask them to take turns reading aloud. Locating specific Scripture readings will help students to familiarize themselves with the Bible. Every assigned reading is also included within the curriculum for your convenience. If you are looking for a children's Bible, *Frolic Preschool Bible* and *Whirl Kids Story Bible* (pre-K to second grade) are great choices for younger children.

### **LEARNING MATERIAL FOR TEACHERS:**

This optional section offers information for teachers that is directly relevant to the biblical text. The learning material gives an overview of the passage that will supplement the lesson and provide added ideas for thought and teaching.


### **DISCUSSION QUESTIONS:**

This time is an opportunity to nurture safe and open discussion about the ancient biblical writings and what it means for us today. Allow students the space to answer the questions and ask their own questions. Offer supportive guidance and assurance when they share their thoughts and feelings on the

topic. When students feel their input is valued they will trust and depend on the relationship they continue to form with you as their guide.

### **CRAFT:**

Be sure to check out the photos for step-by-step instructions and craft examples. Ask your church to donate craft supplies to your ministry for upcoming craft projects!



## Lesson 1: FAITH

**BIBLE VERSE TO CONTEMPLATE:** *Now faith is confidence in what we hope for and assurance about what we do not see. (Hebrews 11:1, NIV)*

### LESSON ONE PLAN:

This lesson will provide students with a biblical story from the Hebrew Bible book of Genesis that offers examples of faith among the actions of husband and wife, Abraham and Sarah. Although the full story reveals (beyond the selected verses) Abraham and Sarah were uncertain and even doubted, their actions ultimately reflected faith in God and God's will for their lives. The activity, discussion questions, and craft will provide opportunities to gain a deeper exploration and understanding of faith lived in our everyday lives.

**Learning goal:** By hearing the story of Abraham and Sarah and discussing how their story relates to stories of all people, students will consider how faith in action is possible right now, and throughout their lives.

### SUPPLIES:

- Blindfold(s) (scarves or sleeping masks work great)
- Rocks of various shapes and sizes
- Paint and paintbrushes
- (Optional) Book of World Records

**PRAYER:** Our God of Faith, Hope & Love: We come to you in this time of prayer to thank you for this day you have given us. Thank you for *Life*, and thank you for your *Love*. We are ready to learn more about your love for us; and how **faith** in your love is what you desire for us. We ask you to guide us in our time together. And we pray we hear Your voice speaking through today's lesson. Amen.

**OPENING ACTIVITY:** Blindfold activities are always a great way to start a lesson about faith. These activities show how faith involves trust without "seeing" what lies ahead. Ask your students to partner up, taking turns wearing the blindfold. Or if you have a small group one student can blindfold at a time with the remainder of students serving as the guide. Set up various obstacle courses for the blindfolded student to maneuver through. Depending on age, you may want to hold their hand or have the partner serving as guide hold their hand. Or use words only to provide directions to get from the start of the course to the end. Design this activity around what works best for your group. You can make it more simple for younger children, with only two or three obstacles. And more complicated for older students by creating more obstacles that vary in size and distance.

**BIBLE LESSON:** Read Genesis 12:1-2, 4a and Genesis 17:1-2, 5, 15-16 AND/OR read the stories of Abraham and Sarah from your Children's Bible.

**Assigned Readings:**

*Now the LORD said to Abram, "Go from your country and your kindred and your father's house to the land that I will show you. I will make of you a great nation, and I will bless you and make your name great, so that you will be a blessing.*

*So Abram went, as the LORD had told him... (Genesis 12:1-2,4a, NRSVue)*

*When Abram was ninety-nine years old, the LORD appeared to Abram and said to him, "I am God Almighty; walk before me, and be blameless. And I will*



*make my covenant between me and you and will make you exceedingly numerous... No longer shall your name be Abram, but your name shall be Abraham, for I have made you the ancestor of a multitude of nations."*

(Genesis 17:1-2, 5, NRSVue)

*God said to Abraham, "As for Sarai your wife, you shall not call her Sarai, but Sarah shall be her name. I will bless her and also give you a son by her. I will bless her, and she shall give rise to nations; kings of peoples shall come from her."* (Genesis 17:15-16, NRSVue)

**LEARNING MATERIAL FOR TEACHERS:** Faith is explained in Hebrews 11 to be an assurance that God is faithful and can be relied on. The faith of Abraham in Genesis is an example of trust and obedience in God's call for him. In reading beyond the lesson's assigned verses, we learn Abram set out for the land of promise, he trusted God would provide him an heir, and he showed he was willing to sacrifice all (including his own son) in faith that God could and would restore all. The trusting relationship between God and Abraham was called a covenant; a divine binding of faithfulness in-and-to one another. Each will keep their word and follow through on their promises to one another. Sarah showed the same faith and was blessed with a child when it seemed impossible. We should not ignore that Abraham and Sarah were not perfect in their faith. They doubted, made poor choices, were impatient, and presumed judgment upon others, to name a few. Nonetheless they are given to us in our Holy Scripture as an example of God's faithful children. Abraham and Sarah *imperfectly believed* in God's promise to them. Because of that faith, they experienced God meeting them right where they were, coming down to their imperfect level to enter into a covenant relationship, and blessing them beyond what they could envision for themselves.

### **DISCUSSION QUESTIONS:**

1. In this Bible story, God called Abram/Abraham to move so that he could start a family with Sarai/Sarah in a new land. Have you ever experienced a move? To a new home or new school? What was challenging about the move? What was joyful about the move? What do you miss from the old home/school? What new experiences have you had because of the move? If you have never moved, what do you imagine moving would be like?
2. Because Abraham trusted God would provide what he needed, he was able to experience so much more in his life than he would have otherwise! How can faith that God provides for us what we need *help* us during the hard and uncertain times we all have? Have you ever relied on God in times of need? When you were scared, or unsure what was going to happen next? What about when things are going great and you are thankful? How can prayer be used as a tool of faith?
3. Now that we have learned a bit about Abraham, what do you think living with faith means? Is there anything new you have discovered about living with faith? Can you share any new ways you plan to rely on God in faith? Have you ever seen others rely on God in faith?
4. Have you ever heard of World Records? These are often facts that are strange, or seem like they'd be impossible. Abraham and Sarah were quite old when they moved to a new land, and even older when they had a child. What seemed impossible to them became possible through their faith in the LORD. Can you use your imagination to think of something that seems impossible that you would like to happen?

**Optional activities:**

- a. explore a Book of World Records
- b. draw a picture of something that seems impossible that you would like to happen
- c. explore the ways things that seem impossible could be possible! (for example, it is impossible for people to fly, but possible for people to fly in airplanes)

**CRAFT:** Paint faith rocks. Collect various rocks for students to paint as a visual reminder of how God is faithful and has provided us with the ground we are all on and share. God has given to each of us, and the creation all around us, a life. We are sustained by God and can live in faith that God is here. Place the painted rocks in visible places around the room/church/your home/ at the area you come together to pray to be enjoyed as you honor your Maker.



## WORD SEARCH

Abram - Country - House - Father - Lord - Almighty

Sarai - Covenant - Ancestor - Blessing - Son - Multitude

S Y F A T H E R S H J K  
O A G B S O N H A C U P  
Q A R R L U G P N A M O  
F H L A K S F W C T U Z  
C P I M I E O W E J L O  
D O Z K I Q G N S Y T V  
P P V C O G M L T Z I O  
C Z H E R F H L O N T I  
J Z C Y N I U T R R U C  
Z K X O Q A P F Y V D A  
B L E S S I N G B B E S  
P S I C O U N T R Y R J

## WORD SEARCH ANSWERS

S Y F A T H E R S H J K  
O A G B S O N H A C U P  
Q A R R L U G P N A M O  
F H L A K S F W C T U Z  
C P I M I E O W E J L O  
D O Z K I Q G N S Y T V  
P P V C O G M L T Z I O  
C Z H E R F H L O N T I  
J Z C Y N I U T R R U C  
Z K X O Q A P F Y V D A  
B L E S S I N G B B E S  
P S I C O U N T R Y R J

