AQUAPERLA

WALL TOP ASSEMBLIES

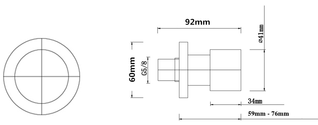

SPECIFICATIONS

Recommended use	Domestic, hotel and commercial
Colour availability	Chrome
Pressure rating	Maximum continuous operating pressure 1000kPa
	Note: For best performance and longer
	life we recommend 300-800kPa
Temperature rating	Maximum continous working temperature 80℃, Min 5℃
Suitable Hot Water	Storage tank: No
Units	Continuous flow: Refer to manufacturer of continuous
	hot water systems
	Gravity Feed: Not recommended
Standards	AS/NZS 3718

CLEANING RECOMMENDATIONS

This product should not be cleaned with abrasive materials. Damage caused by any improper treatment is not covered by the product warranty - refer to Warranty Conditions on the last page.

Disclaimer: Products in this specification manual must by regulation be installed by licensed and registered trade people. The manufacturer/distributor reserves the right to vary specifications or delete models from their range without prior notification. Dimensions are nominal measurements only. Dimensions and set-outs listed are correct at time of publication however the manufacturer/distributor takes no responsibility for printing errors.

WaterMark

AQUAPERLA

WALL TOP ASSEMBLIES

INSTALLATION INSTRUCTIONS

Important Note:
Taps must be installed to the requirements of AS/NZS 3500 by a qualified plumber. Your taps comes to you already factory assembled and tested. We do not recommend the dismantling of any internal part of the taps. The taps are factory tested and sealed so as to give the best performance.

WATER SUPPLY REQUIRMENTS
Note:
1. If the pressure exceeds or likely to exceed 500kPa, an approved pressure limiting device must be installed.
2. Flush out all pipe work prior to installation.
3. If the water temperature exceeds 80℃, an approved tempering valve must be fitted.
4. Installation should comply with Australian standard AS3500.1 or relevant local authority requirements
   Failure to comply with the above may void all warranties.

Maintenance and Care
Chrome plated surfaces should be cleaned with mild liquid detergent or soap and water.
Do not use cream cleaners or citrus based cleaning products, as they are abrasive.
Use of unsuitable cleaning agents may damage the surface. Any damage caused in this way will not be covered by warranty.

Installation Procedure

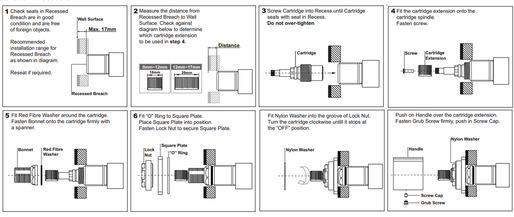

EXPLODED VIEW
Item Description
1. Red Fibre Washer
2. Cold Water Cartridge
3. Cartridge Dome
4. Round Base
5. Copper bush
6. Handle
7. M5 Nut
8. Handle Level
9. Hot Water Cartridge

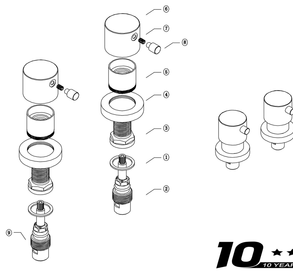

10 ★★★★★ 10 YEAR WARRANTY

AQUAPERLA

WALL TOP ASSEMBLIES

AQUAPERLA PRODUCT QUALITY GUARANTEE

You have purchased a quality product from AQUAPERLA. This product is covered by a 10 years ceramic disks and parts warranty.

10 YEARS WARRANTY

This warranty covers faults in the product construction, material and assembly,first year onsite labor and parts. Products which are within 10 years from the date of purchase, found upon inspection by an authorised AQUAPERLA representative, to be defective in construction,material or assembly, will be repaired or exchanged with an equivalent product free of charge. Replaced items become AQUAPERLA's property.
All replacement products will be sent to customer without charge after contact us for warranty, or collect in our warehouse as agreed between the customer and AQUAPERLA.

Spare Parts

Cartridges and parts which are within 10 years from the date of purchase found upon inspection by an authorised AQUAPERLA representative to be defective in construction, material or assembly, will be replaced free of charge.

Warranty Conditions

This warranty will apply only under all of the following conditions:
- The item has been installed by a licensed plumber
- Failure is due to a fault in the manufacture of the productProof of purchase (including the date of purchase) is pro-vided
- The installation of the product is in accordance with the instructions provided
- This warranty does not cover products purchased as an ex-display without being fully checked and tested for sale by the manufacturer.

This warranty does not include faults caused by:
- Unsuitable or improper use
- The purchaser has attempted to modify or repair the product
- Incorrect installation or installation not in accordance with the instructions provided
- Installation or part installation by the purchaser or any person other than a LICENSED PLUMBER or tradesperson licensed to install this product.
- Normal wear and tear
- Inadequate or complete lack of maintenance
- Chemical, electrochemical or electrical influences
- Harsh detergents or abrasive cleaners used on product finishes

EXCLUSIONS

To the fullest extent permitted by law, AQUAPERLA excludes all liability for damage or injury to any person, damage to any property, and any indirect consequential or other loss or damage.

CLAIM PROCEDURE

For all warranty queries customers are to contact the branch where the product was purchased. These details can be found on your purchase invoice.

Our goods come with guarantees that cannot be excluded under the Australian Consumer Law. You are entitled to a replacement or refund for a major failure and for compensation for any other reasonably foreseeable loss or damage. You are also entitled to have the goods repaired or replaced if the goods fail to be of acceptable quality and the failure does not amount to a major failure.

Plumbers/Constactors, please ensure a copy of the installation instructions is left with the end user for future reference.
Don't risk it. use a licensed plumber!

10 ★★★★★ 10 YEAR WARRANTY