

HEPBURN MODULAR SOFA WORKSHEET

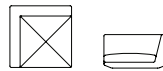
The Hepburn Sofa by Matthew Hilton is a modular seating system with almost unlimited possible configurations. Four key modules can be chosen in any combination and mounted to a single, double, or triple leg base. The number of modules and configuration chosen determine the overall dimensions.

MODULES

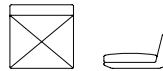
Each of the four key modules measure W92 × D92 cm | W36 1/4 × D36 1/4 "

The heights indicated below refer to the overall height of the module plus leg base.

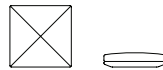
MODULE A - CORNER
H70 cm | 27 4/7 "



MODULE B - SEAT WITH BACKREST
H70 cm | 27 4/7 "



MODULE C - OTTOMAN
H42 cm | 16 1/2 "

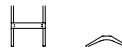


MODULE D - TABLETOP
H30 cm | 11 4/5 "

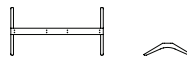


LEG BASES

BASE - SINGLE
W81.6 cm | 32 1/8 "



BASE - DOUBLE
W140 cm | 55 1/8 "



BASE - TRIPLE
W229 cm | 90 1/8 "



DATE:

ORDER ID:

CLIENT NAME:

Please draw your chosen configuration overleaf, or alternatively, select one of the common configurations on the next page.

By signing below, the client confirms the configuration of the unit ordered.

Client signature Date

Sales Associate signature Date

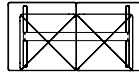
O
1
M
A
T
T
H
E
W
H
I
L
T
O
N

COMMON CONFIGURATIONS FOR THE HEPBURN MODULAR SOFA

TWO-SEATER

W184 × D92 × H70 cm

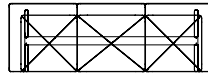
W72 2/5 × D36 1/4 × H27 4/7 "



THREE-SEATER

W276 × D92 × H70 cm

W108 2/3 × D36 1/4 × H27 4/7 "

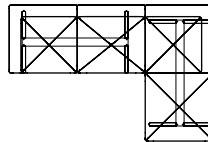


CORNER UNIT-RIGHT HAND (SMALL)

W276 × D92 × H70 cm

W108 2/3 × D36 1/4 × H27 4/7 "

chaise length: 184 cm | 72 2/5 "

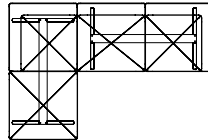


CORNER UNIT-LEFT HAND (SMALL)

W276 × D92 × H70 cm

W108 2/3 × D36 1/4 × H27 4/7 "

chaise length: 180 cm | 70 4/5 "

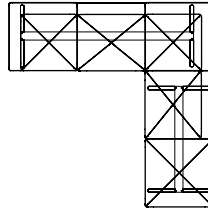


CORNER UNIT-RIGHT HAND (LARGE)

W276 × D92 × H70 cm

W108 2/3 × D36 1/4 × H27 4/7 "

chaise length: 276 cm | 108 2/3 "

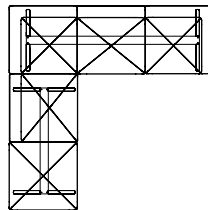


CORNER UNIT-LEFT HAND (LARGE)

W276 × D92 × H70 cm

W108 2/3 × D36 1/4 × H27 4/7 "

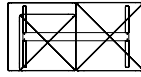
chaise length: 276 cm | 108 2/3 "



0
2
M
A
T
T
H
E
W
H
I
L
T
I
O
N

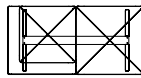
COMMON CONFIGURATIONS FOR THE HEPBURN MODULAR SOFA CONTINUED

CHAISE-RIGHT HAND
W184 x D92 x H70 cm
W72 2/5 x D36 1/4 x H27 4/7 "



0
3

CHAISE-LEFT HAND
W184 x D92 x H70 cm
W72 2/5 x D36 1/4 x H27 4/7 "

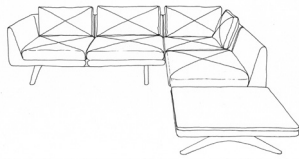


M
A
T
T
H

CUSHION DETAIL


Please indicate your preference for the detailing on the seat and back cushions below

Cross detail stitching



H
I
L

Plain cushions



H
I
O
N

DATE:

ORDER ID:

CLIENT NAME:

Please tick the box next to your chosen configuration, or alternatively, draw your chosen configuration overleaf.

By signing below, the client confirms the configuration of the unit ordered.

Client signature

Date

Sales Associate signature

Date