



**BoarHogTools.com**  
**(513) 609-4005**

**CLAMPING EQUIPMENT**

Paver Extractor .....	26
Paver Tongs .....	26
Optimus S19 Paver Layer .....	23
QE- BL180 .....	24
QE- BL3000 .....	24
QE- BL450 .....	24
QE- BL850 .....	24
QE- BL980 .....	24
QE- Boulder Grab Attachment .....	24
QE- Ergo Assist .....	25
QE- Ergo XL .....	25
QE- Large Slab .....	25
QE- Lifters .....	25
QE- Multi Block Lift .....	24
QE- Paver Popper .....	26
QE- Slab .....	25
Slabgrabbers .....	26
Universal 2-man Wall Clamp BVZ .....	26

**COMPACTION & SPLITTING EQUIPMENT**

EZG Krack Hog Splitter .....	35
EZG Roller Compactor .....	32
Pounder .....	35
QE- Aqua Packer .....	35
QE- Paver Pad .....	35
Weber Compactor Specification Chart .....	34
Weber Jumping Jack Compactors .....	33
SRV 590, SRV 620 .....	33
Weber Forward Plate Compactors .....	32
CF2, CF3 .....	32
Weber Reversible Plate Compactors .....	33
CR2, CR3, CR5, CR6, CR7 .....	33
Weber Roller Compactors .....	32
VPR 450 & VPR 700 .....	32

**DIAMOND TOOLS**

Alpha Products .....	6
Boar Hog Blades, Tuck points Cup Wheels & Crack Chasers .....	4 - 5
Diteq Core Bits .....	6

**DRAINAGE**

QE- Adjustable Patio Drain .....	36
QE- Retaining Wall Spillway .....	36

**DUST CAPTURING SAWS & EQUIPMENT**

Dustless Technologies .....	10
DustBulls .....	10
CutBuddies .....	10
DustBuddies .....	10
Wet+Dry Vacs .....	10
iQ Power Tools .....	7 - 9
228 Cyclone Tile Saw .....	9
360XT Masonry Saw .....	7
426 Hepa Dust Extractor .....	9
MS 362 Hardscape/Masonry Saw .....	7
TS244 Tile Saw .....	8
RZ Dust Masks .....	11

**GROUND PROTECTION MATS**

Blue Gator Mats .....	39
-----------------------	----

**HAMMERS, MALLETS & ADJUSTERS**

Boar Hog Dead Blows .....	37
Paver Adjuster .....	38
QE- Dual Adjuster .....	38
Sim 60, Sim80 and Sim81 Mallets .....	37
Supercraft 70 & Supercraft 60 Dead Blows .....	38



**LEVEL, ELEVATION &  
SCREEDING EQUIPMENT**

**27 - 29**

Keson Screed Levels .....	28
Maxi Gauge .....	28
Optimus Maxi Screed .....	29
Optimus Mini Screed .....	29
Optimus PlanMatic-Standard .....	29
QE- Gauge .....	28
QE- Laser Rod .....	27
QE- Screed Board Kit .....	28
QE- Screeder Package .....	28
QE- Wall Screed .....	29
QU Grade Rake .....	28
Smart Level & U-Level .....	27
Zip Level .....	27

**MARKING & LAYOUT EQUIPMENT**

**30 - 31**

Boar Hog Paver Markers .....	31
Flexmarker poles and kit .....	31
Folding Squares .....	30
Angle Scribe .....	30
QE- Radius Template .....	30
QE- Scribe .....	30
QE- Tracer .....	30
Red Lead Pencils .....	31
String Along's .....	31

**UNIQUE TOOLS & ACCESSORIES**

**41 - 42**

Hydro-Broom .....	41
Knee Seat .....	41
Joint Cleaner .....	41
Mini Joint Filler .....	41
QE- Hammer .....	42
QE- Handle .....	42
QE- Sand Plow .....	42
QE- Track Cleaner .....	42
QE- Tumbler .....	42
The Saw Shoe .....	41

**RATCHET STRAPS- QUICKLOADER**

**40**

**SUCTION / VACUUM EQUIPMENT**

**12 - 22**

EZG Grip Hog Packages .....	18 - 19
Backpack Vacuum Packages .....	18
Battery Operated Packages .....	19
Compressor Operated Packages .....	19
Grabo Pro Battery Lifter .....	18
Optimus HF200E/Vacwerks Packages .....	20
Pave Tool .....	12 - 17
ES Suction System .....	12 - 13
ES Suction Battery Packages .....	15
ES Suction Compressor Packages .....	16
Suction Chart Specifications .....	17
Vac Max E Packages .....	14
Vacu-Mobile AllRounder .....	21
Vacu-Lift H & Mini .....	22

**TRACKS, TIRES &**

**UNDERCARRIAGE EQUIPMENT**

**40**

**VENTS FOR FIRE RINGS & GRILL ISLANDS**

**36**

QE- Classic & Fire Vents .....	36
--------------------------------	----




- › Premium & Professional grades
- › Multi-Purpose, clay brick, hard natural stone, cured & green concrete, asphalt, metal & silent core cutting blades
- › Many other sizes and styles available

**Tuck Point Blades**



**Professional Multi Purpose Masonry Blades**




**Super Premium & Premium Multi Purpose Masonry Blades**



**Hard Material  
Blades**

**Cup Wheels**



**Crack Chasers  
Blades**

**DIAMOND PRODUCTS**

	<b>TYPE</b>	<b>SIZES AVAILABLE</b>	<b>SEGMENT HEIGHT</b>	<b>ARBOR SIZE</b>	<b>CORE TYPE</b>	<b>FOR SAW TYPE</b>
Professional Multi Purpose Masonry	AV	14", 16"	12mm	1" / 20mm	Steel	Hand Held, Table
Professional Multi Purpose Masonry	AV	14"	12mm	1" / 20mm	Steel - Silent	Table
Professional Multi Purpose Masonry	AV	20"	12mm	1"	Steel - Silent	Table
Professional Hard Material	TSA	14", 16"	15mm	1" / 20mm	Steel	Hand Held, Table
Professional Hard Material	AV	14"	12mm	1" / 20mm	Steel	Hand Held, Table
Professional Hard Material	AV	20"	12mm	1"	Steel - Silent	Table
Super Premium Multi Purpose Masonry	LK	12", 14", 16"	10mm	1" / 20mm	Steel	Hand Held, Table
Premium Multi Purpose Masonry	NTS	14"	12mm	1" / 20mm	Steel	Hand Held, Table
Premium Multi Purpose Masonry	TB	7"	10mm	5/8" - 7/8"	Steel	Circular, Angle Grinder
Premium Multi Purpose Masonry	TB	4"	10mm	5/8" - 7/8"	Steel	Angle Grinder
Premium General Purpose Masonry	ATS	14"	15mm	1" / 20mm	Steel	Hand Held, Table
Premium Tuck Point	Solid	4.5" x .25"	10mm	5/8" - 7/8"	Steel	Angle Grinder
Premium Tuck Point	Stacked	4.5" x .25"	10mm	5/8" - 7/8"	Steel	Angle Grinder
Premium Tuck Point	Stacked	4.5" x .375"	10mm	5/8" - 7/8"	Steel	Angle Grinder
Premium Cup Wheel	Swirl	4", 7"	5mm	5/8" - 11 Threaded	Steel	Angle Grinder
Premium Crack Chaser	Solid	4" x .375" & 7" x .375"	12mm	5/8" - 7/8"	Steel	Angle Grinder

# ALPHA®

Professional Manufacturer of Unique Blades and Bits



## Contour Blade

- › For cutting very tight curves in stone, porcelain tile and concrete
- › 7/8" arbor in various diameters



## Vexcel Disc

- › For bevel grinding of stone, concrete, porcelain tile, steel and wood
- › 5/8" - 11 connection in various diameters



## Diteq Core Bits

### Core Bits

- › Dry cutting bits
- › Use in Rotary only- NO hammer mode
- › 5/8" - 11 connection, 9" Long
- › Diameter sizes up to 6"



C-34AX Arix Wet / Dry



## Alpha Pool Coping Kit

AL-5480-6100

- › Creates a uniform bullnose edge treatment with ease
- › Use on Granite, Marble, Limestone, Travertine, and Porcelain Pavers
- › Includes all items below:



## Full Bullnose Bits





**POWER TOOLS™**

*No Dust. No Water. No Problem:*

**iQ MS362 -  
16.5" Electric Masonry Saw**

- › Cut brick, pavers, stone and veneer
- › 16.5" blade allows for a 5.5" depth and a full 24" length of cut
- › Cuts up to 40% faster than any other masonry saw in its class
- › Operates on standard 120v & 20amps
- › New Heavy Duty Model coming in 2022 with brushless motor
- › Integrated dust collection captures up to 99.5% of silica dust
- › Meets the 2017 OSHA silica standard



**Masonry Dressing Stone**



**Dura Bond Filters**



**Cover for TS244 & MS362**

**M5 362 Blades**



**Combo**



**Hard Concrete**



**Hard Brick**



**Porcelain**



**Super Hard Material**



**World's First 16.5" Dust Capturing Masonry Saw**



**iQ 360XT -  
14" Electric Masonry Saw**

- › 4.5" cutting height x 12" depth
- › Soft start switch technology to ease electric load
- › Rolling table & cart optional
- › Integrated dust collection captures up to 99.5% of silica dust



**POWER TOOLS™**

*No Dust. No Water. No Problem.*

## **iQ TS244 - 10" Electric Tile Saw**

- › 92 CFM High Output Vacuum
- › Cyclone technology tested to capture over 99.5% of dust
- › iQ Dura Bond Filter, complete three stage filtration
- › Empty dust tray 2-3 times per day
- › Meets OSHA 2017 silica standard

**World's First  
Dry Cut Tile Saw  
with Integrated  
Dust Control**



**Combo  
Tile Blade**



**Hard  
Material Blade**



**Soft  
Material Blade**

*Both Q-Drive blades with cool cut technology*

## **Accessories**



**45° & 22.5° Mitre Table**



**Extension Table**



**Vacuum Port Hose Kit**



**Tile Dressing Stone**




**Dura Bond Filter**





## 228 Cyclone Tile Saw

- › World's first dry cut 7" tabletop tile saw
- › Weighing 36 lbs. it's very portable
- › Laser etched sliding table with measurement markings and common angles
- › Industry first Micro Fence allows exact measurement for repetitive cuts



**7" Hard Material Blade**

**7" Combo Blade**



**426 Dust Collection Bags**




**426 Hepa Filter**



**Dura Bond Filter**

## 426 Hepa Dust Extractor

- › 190 CFM of power
- › OSHA compliant for 7" grinders
- › 14' Anti Static Hose
- › Multi stage cyclone filtration
- › HEPA filter capturing 99.97% of dust to .3mm
- › 10 gallon / 50 lbs. dust containment with optional collection bags



# Dustless

## Dustless Technologies

### DustBull

DL-D1765

- › Used in dust containment while using gas powered saws for flatwork and masonry work
- › Fits most gas powered cut off saws and captures up to 90% of concrete dust
- › Made of aluminum
- › Polyethylene sliders to protect work surface
- › Connects to a 2" soft hose cuff
- › Complies with OSHA Silica Rule when used with objective data
- › Requires 260 CFM for full containment



### DustBull For Flat work

DL-D0084



### Y Connector Dual Vac Kit with 12.5 ft Hose

DL-D0016



### CutBuddie with 18" Hose

5" DL-D1730 | 7" DL-D1750

- › Captures up to 99% of airborne dust
- › Universal adapter fits most hand grinders
- › Clear polycarbonate for improved visibility
- › Adjustable cutting depth guide



### Wet+Dry Dustless Vac

DL-D1603

- › Capture fine hazardous dust
- › Switch from dry to wet vacuuming without stopping
- › Excellent for drywall, concrete, stone & fiberglass
- › 3-year warranty

### HEPA Wet+Dry Dustless Vac

DL-D1606 - 16 Gallon

DL-D1619 - 8 Gallon

- › Certified HEPA Vac meets EPA RRP, OSHA & NIOSH rules
- › Wet+Dry Vac-vacuum wet without removing the filters
- › Certified air-tight barrel for HEPA integrity - sealed HEPA
- › Captures particles down to .3 micron
- › CFM 130.9
- › 3-year warranty



### DustBuddie

5" DL-D1835 | 7" DL-D1850

- › Captures up to 99% of airborne dust
- › Integrated universal adapter fits most hand grinders
- › Brush skirt improves dust collection



### DustBuddie XP

5" DL-D5835 | 7" DL-D5850

- › Meets EPA RRP/Lead Dust and OSHA/Silica Specifications
- › Sliding/removable cover for grinding against walls

### WunderBag

DL-13141 - 16 Gallon

DL-D1341 - 8-10 Gallon

- › Extends life of HEPA and cartridge filters
- › Use wet -won't tear!
- › Holds 40 lbs. of dust and debris
- › Captures extra fine dust to .5 micron
- › Disposable/economical





## **Replaceable Filtered Masks**

- › Carbon filters stop 99% of dust
- › Neoprene, nylon and mesh construction
- › HEPA filters - 125% more breathable than other N95 disposable masks
- › Replaceable filters conform to NIOSH N99 efficiency standards
- › Medium, Large and XL sizes available

**Disposable,  
Foldable  
N95 Masks**



# ES Suction System

**PICKS:**

- › Natural stone, Wet Cast & Dry Cast Slabs/Pavers

**BENEFITS:**

- › NEW Adjustable T-Handle!
- › Use with a machine or by hand
- › Use a compressor to pick porous materials (compressor not included)
- › Minimum Compressor recommended: 8 CFMs @ 90 PSI

*\*Weight limits vary, pending pad size & porosity of products*



**Elite Suction System - Machine Package A1**

	Use with Housing Unit & Pad
	Use with ES T-Handle
	Picks up to 2,400 lbs.*
	Picks non-porous material
	Picks some porous material*

## ES All Inclusive Package

ES012



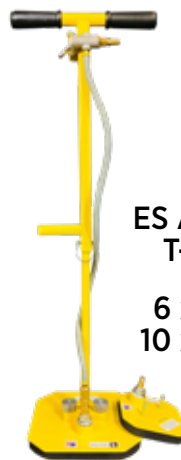
ES Power Pack - Standard



ES Housing Unit



Battery Charger  
20v 6ah Batteries



ES Adjustable T-Handle  
6 x 6" Pad  
10 x 10" Pad



ES 25' Hose



6 1/2 x 13" Pad



ES 18 x 36" Pad



ES 12 x 36" Pad



ES 16 x 18" Pad



ES 12 x 12" Pad



ES HV Inline Venturi



## Build Your Own Set-Up



### ES Power Pack - Standard

ES001

- The powerhouse behind the Elite Suction System.
- › (2) 20v 6ah batteries & (1) charger included
  - › Includes strap for the ES Housing Unit
  - › Designed to pick non-porous material (ex: natural stone and wet cast)



### ES Pad Size: 12 x 12"

ES006

- › Weight Limit: 470 lbs.
- › Vertical Weight Limit: 155 lbs. (replacement foam available)



### ES Power Pack - Wireless

ES002

- › Suction & release remotely or manually
- › (2) 20v 6ah batteries & (1) charger included
- › Includes strap for the ES Housing Unit



### ES Pad Size: 16 x 18"

ES004

- › Weight Limit: 1,200 lbs.
- › Vertical Weight Limit: 400 lbs. (replacement foam available)



### ES Adjustable T-Handle

ES008

- › Move small pavers from the pallet to the laying field.
- › Includes Pad Sizes:
  - › 6 x 6"
  - › 10 x 10"
- (replacement foam available)



### ES Pad Size: 12 x 36"

ES005

- › Weight Limit: 1,640 lbs.
- › Vertical Weight Limit: 492 lbs. (replacement foam available)



### ES Pad Size: 18 x 36"

ES003

- › Weight Limit: 2,400 lbs.
- › Vertical Weight Limit: 720 lbs. (replacement foam available)



### ES 25' Hose

ES010

- › 25' hose to connect the ES T-Handle to the Power Pack or any ES Pads
- › Includes "v style" high flow fittings



### ES Inline Venturi Options

- › Must use with an air compressor (suggest 8 CFM & 90 PSI as minimum) (results vary when picking up porous materials)

### ES Housing Unit

ES009

- › Needed to hold the power pack when using an excavator
- › Allows slabs to be picked vertically & horizontally
- › Mounts to all 4 ES Pad Sizes below



### ES Inline Venturi

ES014

- › Use to pick non-porous materials only



### ES HV Inline Venturi

ES014vHVa

- › Use to pick porous and non-porous materials



**Weight limits are calculated using non-porous materials & are up to the maximum listed.**  
Prices are subject to change without notice. Confirm latest pricing on website.

## VacMax **BACKPACK Suction Options**

- › Manufactured Pavers, Granite, Bluestone, Wet Cast & Other Natural Stone

### **T-Handle Pkg. VME3/VMB3**

- › Vac Max E (backpack vacuum)
- › 50' Power Cord
- › Adjustable T-Handle with 10 x 10" & 6 x 6"
- › Vacuum Hose
- › T-Handle Hose
- › 6 1/2 x 13" pad (shown in photo - sold separately)



**NEW**

### **Ergo Assist Pkg. VME1/VMB1**

- › Vac Max E (backpack vacuum)
  - › 50' Power Cord
  - › QUICK-E-Ergo Assist
  - › Vacuum Hose
- Not Included: ES Pads - See Chart on pg. 17*



**NEW**

### **Ergo XL Pkg. VME2/VMB2**

- › Vac Max E (backpack vacuum)
- › 50' Power Cord
- › QUICK-E-Ergo XL
- › Multiple height adjustments
- › Collapsible

*Not Included: ES Pads - See Chart on pg. 17*



**NEW**

### **Machine Pkg. VME4/VMB4**

- › Vac Max E (backpack vacuum)
  - › VME Mount
  - › 50' Power Cord
  - › Vacuum Hose
- Not Included: ES Pads - See Chart on pg. 17*



**NEW**

### **VME Starter Pkg.**

- › From T-Handle to Machine Laying w/ the Ergo XL
- › Vac Max E or Vac Max Battery
- › 50' Power cord
- › Adjustable T-Handle with 10 x 10" & 6 x 6" pad
- › Caddy w/ 15' hose
- › T-Handle Hose
- › QUICK-E-Ergo XL
- › 6 1/2 x 13" pad
- › 16 x 18" pad





## ES Suction **BATTERY** Powered Options

- › Natural Stone & Wet Cast Slabs/Pavers

### ES T-Handle Battery Pkg. D1

- › ES T-Handle with 6 x 6" & 10 x 10" pads
- › ES Power Pack
- › 2 Batteries & 1 Charger
- › ES 25' Hose



### ES Manual Pkg. B1

- › ES Power Pack
- › 2 Batteries & 1 Charger
- › ES 25' Hose & ES Toggle Switch
- › QUICK-E-Ergo Assist

*NOTE: Suction Pad Not Included - See Chart on pg. 17*



### ES Machine Pkg. A1

- › ES Power Pack
- › ES Housing Unit
- › 2 Batteries & 1 Charger

*NOTE: Suction Pad Not Included - See Chart on pg. 17*



### ES Manual Pkg. B2

- › ES Power Pack
- › 2 Batteries & 1 Charger
- › ES Toggle Switch
- › QUICK-E-Ergo XL
- › ES Housing Unit

*NOTE: Suction Pad Not Included - See Chart on pg. 17*



### ES Machine Pkg. A1R

- › ES Power Pack
- › ES Housing Unit
- › 2 Batteries & 1 Charger
- › 1 Remote

*NOTE: Suction Pad Not Included - See Chart on pg. 17*



## ES Suction **COMPRESSOR** Powered Options

› Natural Stone & Wet Cast Slabs/Pavers  
Need a compressor! 8 CFMs @ 90 PSI or higher

### ES T-Handle Natural Stone Pkg. D2

- › NEW! ES ADJUSTABLE T-Handle with 6 x 6" & 10 x 10" pads
- › ES Natural Stone Venturi
- › ES 25' Hose

NOTE: Pad Shown  
(6 1/2 x 13" sold separately)



### ES T-Handle Paver Pkg. D3


- › NEW! ES ADJUSTABLE T-Handle with 6 x 6" & 10 x 10" pads
- › ES HV Venturi
- › ES 25' Hose



### ES Manual Pkg. C1

- › ES HV Venturi
- › QUICK-E-Ergo Assist
- › ES Toggle Switch

- › ES 25' Hose
- NOTE: ES Pad Size Not Included - See Chart on pg. 17



### ES Manual Pkg. C2

- › QUICK-E-Ergo XL
- › ES Toggle Switch
- › ES HV Venturi

- › ES 25' Hose
- NOTE: Pads Not Included - See Chart on pg. 17



### ES T-Handle Pro Kit *Preserve Your Investment*

- › Includes
- › ES HV Venturi
- › ES Adjustable T-Handle with 6 x 6", 10 x 10", & 6.5 x 13" pads
- › ES 25' Hose



### ES Machine Pkg. A2

- › Handle
- › ES Pad Size 16 x 18"
- › HV Venturi
- › 25' Hose
- › Toggle Extension
- › Includes ES 16 x 18" pad







VacMax Backpack Powered Chart

PACKAGE	ITEM #	MANUAL ON/ OFF SWITCH	PICKS POROUS*	PICKS NON-POROUS*	LIFT/WEIGHT RATING*
T-Handle Pkg. 3	VME3	✓	✓	✓	175 lbs.
Ergo Assist Pkg. 1	VME1	✓	✓	✓	240 lbs.
Ergo XL Pkg. 2	VME2	✓	✓	✓	350 lbs.
Machine Pkg. 4	VME4	✓	✓	✓	862 lbs.
Starter Pkg.	VME5	✓	✓	✓	Up to 862 lbs.

### ACCESSORIES

Caddy	VM005B	N/A	N/A	N/A	N/A
Pad Size 6 1/2 x 13"	ES016	N/A	130 lbs.	150 lbs.	N/A
Pad Size 12 x 12"	ES006	N/A	137 lbs.	154 lbs.	N/A
Pad Size 16 x 18"	ES004	N/A	310 lbs.	352 lbs.	N/A
Pad Size 12 x 36"	ES005	N/A	440 lbs.	525 lbs.	N/A
Pad Size 18 x 36"	ES003	N/A	600 lbs.	862 lbs.	N/A
Slim Pad 8 x 18" w/ Adapter	SP101	N/A	137 lbs.	154 lbs.	N/A
T-Handle Extension Bar	T0079	N/A	N/A	N/A	175 lbs.



**NEW**

vmB Machine Pkg.

ES Suction Battery Powered Chart

PACKAGE	ITEM #	MANUAL ON/ OFF SWITCH	NON-POROUS*	LIFT/WEIGHT RATING*
ES T-Handle Pkg. D1	ESD1	✓	✓	175 lbs.
ES Manual Pkg. B1	ESB1	✓	✓	240 lbs.
ES Manual Pkg. B2	ESB2	✓	✓	350 lbs.
ES Machine Pkg. A1	ES013	✓	✓	Up to 2,400 lbs.
ES Machine Pkg. AIR	ESA1R	Remote Option	✓	Up to 2,400 lbs.

### ACCESSORIES

ES T-Handle Extension	T0079	N/A	N/A	175 lbs.
Pad Size 6 1/2 x 13"	ES016	N/A	150 lbs.	N/A
Pad Size 12 x 12"	ES006	N/A	154 lbs.	N/A
Pad Size 16 x 18"	ES004	N/A	154 lbs.	N/A
Pad Size 12 x 36"	ES005	N/A	525 lbs.	N/A
Pad Size 18 x 36"	ES003	N/A	862 lbs.	N/A
Slim Pad 8 x 18" w/ Adapter	SP101	N/A	154 lbs.	N/A



**NEW**

ES T-Handle Pkg. D3  
w/ T-Handle Extension

ES Suction Compressor Powered Chart

PACKAGE	ITEM #	MANUAL ON/ OFF SWITCH	POROUS*	NON-POROUS*	LIFT/WEIGHT RATING*
ES T-Handle Pkg. D2	ESD2	✓	✓	✓	175 lbs.
ES T-Handle Pkg. D3	ESD3	✓	✓	✓	175 lbs.
ES Manual Pkg. C1	ESC1	✓	✓	✓	240 lbs.
ES Manual Pkg. C2	ESC2	✓	✓	✓	350 lbs.
ES Machine Pkg. A2	ESA2	✓	✓	✓	Up to 2,400 lbs.
ES T-Handle Pro Kit	ESPK	✓	✓	✓	175 lbs.

### ACCESSORIES

ES T-Handle Extension	T0079	N/A	N/A	N/A	175 lbs.
Pad Size 6 1/2 x 13"	ES016	N/A	54 lbs.	150 lbs.	N/A
Pad Size 12 x 12"	ES006	N/A	65 lbs.	470 lbs.	N/A
Pad Size 16 x 18"	ES004	N/A	130 lbs.	1,200 lbs.	N/A
Pad Size 12 x 36"	ES005	N/A	280 lbs.	1,640 lbs.	N/A
Pad Size 18 x 36"	ES003	N/A	440 lbs.	2,400 lbs.	N/A
Slim Pad 8 x 18" w/ Adapter	SP101	N/A	65 lbs.	470 lbs.	N/A



**NEW**

8 x 18" Pad and Adapter

\*Lift limits vary,  
pending pad size &  
porosity of products.

# **GRABO<sup>®</sup> PRO**

## **Electric Vacuum Grabber**

- › Lifts up to 375 lbs.
- › Runs on rechargeable battery
- › Works great on non-porous pavers, stone, tile, plastic, metal, glass
- › Includes: fabric carry bag, 1 battery, AC adapter and 1 suction ring installed



### **Grip Hog Lifters**

## **Vacuum Operated**

- › Portable, vacuum powered backpack lifters
- › Designed to lift more porous material
- › Single-man and two-man models
- › Connect to a 15amp 110v outlet or proper generator



**PM-PBPV-4**  
Complete Package



**PM-PBPV-1**  
T-Handle Package



**PM-PBPV-2**  
2-Man Accessory




**PM-PBPV-3**  
2-Man Package



**Grip Hog Lifters**

**Battery Operated**


- › Completely cordless operation (18v battery, not included)
- › Ideal for use with non-porous material, wet cast, granite, porcelain, tile and natural stone
- › Single-man, two-man models and excavator compatible models available



**PM-10H2MBPC**



**PM-8CHTH**



**PM-5BATSF / PM-5BATBF**  
Excavator Models

**Compressor Operated**

- › Operates with portable gasoline or electric compressors
- › Cuts installation time by 40%
- › Work smarter with fewer injured fingers, hands, backs and knees
- › Allows operator to precisely place pavers without disturbing prepared areas
- › Single-man and two-man models available



**PM-1AIR**



**PM-3AIR**



**PM-4AIR**

**VACWERKS**  
**VW-150 BL**

**Optimas**  
**High Flow 200E**

- › 110V Electric Power
- › Ideal for lifting porous concrete products
- › Can be used as 2 man lifter or with excavator
- › 4 plate sizes available to lift different weights



**12 x 16"**  
**220 lbs. Limit**



**12 x 24"**  
**330 lbs. Limit**



**16 x 24"**  
**440 lbs. Limit**



<b>PACKAGE</b>	<b>ITEM #</b>	<b>MANUAL ON/OFF SWITCH</b>	<b>POROUS*</b>	<b>NON-POROUS*</b>	<b>ENGINE</b>	<b>LIFT/WEIGHT RATING*</b>
High Flow 200E w/ Small Pad (12 x 16")	54385a	✓	✓	✓	Electric (110v)	220 lbs.
High Flow 200E w/ Medium Pad (12 x 24")	54385b	✓	✓	✓	Electric (110v)	330 lbs.
High Flow 200E w/ Large Pad (16 x 24")	54385c	✓	✓	✓	Electric (110v)	440 lbs.

**ACCESSORIES** (for HF 200E)

HF200 Pad Size 12 x 16"	53511	N/A	N/A	N/A	N/A	220 lbs.
HF200 Pad Size 12 x 24"	53512	N/A	N/A	N/A	N/A	330 lbs.
HF200 Pad Size 16 x 24"	53544	N/A	N/A	N/A	N/A	440 lbs.
HF200 Generator Frame	55137	N/A	N/A	N/A	N/A	N/A


\*Weight limits vary, pending pad size & porosity of products



## Vacu-Mobile AllRounder



- › Manufactured Pavers
- › Granite, Bluestone, Wet Cast & Natural Stone



### Suction - Tube Lifters

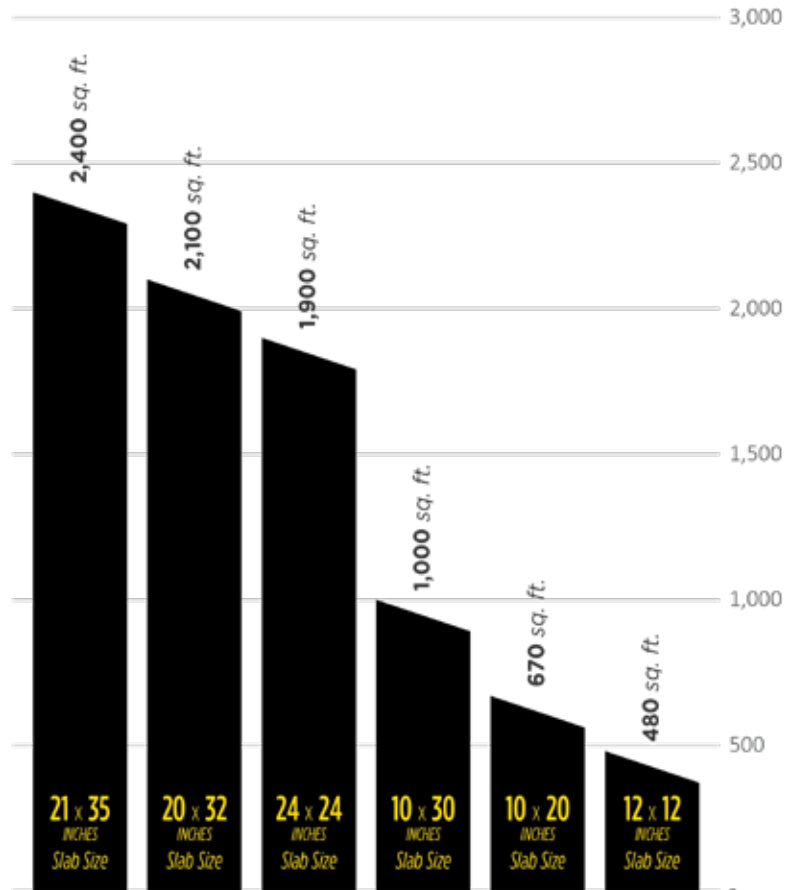
Install 2,400 - 4,000 sq. ft. in ONE Day!

**BENEFITS:**

- › Moves pavers, slabs & even wall blocks!
- › Easy to use
- › Less physical strain
- › Self contained unit - requires no other machinery
- › Pads Not Included - See Chart on pg. 21

**MACHINE DIMENSIONS:**

- › *Folded:* 86" L x 42" W x 83" H
- › *Unfolded:* 102" L x 42" W x 104" H
- › *Arm Length:* 118"



**How many square feet can ONE person install in 8 hours?**



**Custom Pads Available!**





## Vacu-Lift H

Loader / Skid-steer Attachment

**BENEFITS:**

- › Versatile - Attaches to a backhoe or loader & uses hydraulics to run
- › Pads Not Included - See Chart Below

**MACHINE DIMENSIONS:**

- › *Folded:* 88" L x 52.5" W x 82.75" H
- › *Unfolded:* 145" L x 52.5" W x 104" H
- › *Arm Length:* 137.75"



## Vacu-Lift Mini

Loader / Skid-steer Attachment

**BENEFITS:**

- › Versatile - Attaches to a backhoe or loader & uses hydraulics to run
- › Pads Not Included - See Chart Below

**MACHINE DIMENSIONS:**

- › *Folded:* 66" L x 41" W x 78.5" H
- › *Unfolded:* 108" L x 41" W x 99" H
- › *Arm Length:* 99.25"

*NOTE: Orange vacuum box can be removed to reduce width to 35" W*

<b>PART</b>	<b>ITEM #</b>	<b>MANUAL ON/OFF SWITCH</b>	<b>POROUS*</b>	<b>NON-POROUS*</b>	<b>ENGINE</b>	<b>LIFT/WEIGHT RATING*</b>	<b>MACHINE WEIGHT</b>
Vacu-Mobile AllRounder	51929	✓	✓	✓	Honda GX 390	310 lbs.	2,028 lbs.
Vacu-Lift H	51905	✓	✓	✓	Hydraulic Att. for Loader	310 lbs.	840 lbs.
Vacu-Lift Mini	55328	✓	✓	✓	Hydraulic Att. for Loader	310 lbs.	660 lbs.

**ACCESSORIES**

vacu Pad Size 11.75 x 11.75" (300mm x 300mm)	52378	N/A	N/A	N/A	N/A	256 lbs.	N/A
vacu Pad Size 15 x 15" (380mm x 380mm)	52243	N/A	N/A	N/A	N/A	310 lbs.	N/A
vacu Pad Size 14 x 22" (255mm x 560mm)	52294	N/A	N/A	N/A	N/A	310 lbs.	N/A
vacu Pad Size 5.5 x 12" / 12 x 12"	55102	N/A	N/A	N/A	N/A	300 lbs.	N/A
vacu Pad Size 5 - 6" Cups	54756	N/A	N/A	N/A	N/A	200 lbs.	N/A
Vacuhook Coupler (use for clamp attachments)	53561	N/A	N/A	N/A	N/A	310 lbs.	N/A

*\*Weight limits vary, pending pad size & porosity of products*



**S-19** 54877B

Lay a layer in 20 seconds

- › Overhead boom ensures maximum visibility.
- › Tight turning radius - does NOT disrupt laid pavers
- › Powerful Hydraulics - quickly pick up and place pavers
- › Picks all paver formats, layers & thicknesses
- › Known for its luxurious cabin
- › Stable, even when carrying large heavy layers
- › Low maintenance cost

	6.5 sq. ft. - 16 sq. ft. Layer Size
	40mm - 240mm Paver Thickness
	24 HP 4-Cylinder Kohler Diesel Motor
	1,200 lbs. Lifting Capacity
	2,866 lbs. Machine Weight

**S-19 OPTIONS**

**Standard Package** 53855S

- › Driver operated hydraulic rotating head rotates 360° endlessly
- › LED Light Pkg.
- › Warning Light
- › Phone Holder

**Exclusive Package** 53855E

- › Cabin
- › Heater for cabin
- › Automatic function for clamp operation
- › Extendable Lifting boom
- › Driver operated hydraulic rotating head rotates 360° endlessly
- › LED Light Pkg.
- › Warning Light
- › Radio w/ mp3 & phone holder

**Comfort Package** 53855C

- › Comfort Seat (air suspension, long backrest, heating)
- › Radio w/ bluetooth hands-free
- › Heatable outside mirror

**Multi6E Package** 54878

- › Clamp "Multi6" Automated adjustment of the clamping arms
- › Driver operated hydraulic rotating head rotates 360° endlessly
- › Hydraulic Tap Down Device



**TIME TO INSTALL**

	20 Sec.	30 Sec.	40 Sec.	
<b>SIZE OF PAVERS</b>	<b>8 sq. ft.</b>	11,520 sq. ft.	7,680 sq. ft.	5,760 sq. ft.
	<b>10 sq. ft.</b>	14,400 sq. ft.	9,600 sq. ft.	7,200 sq. ft.
	<b>12 sq. ft.</b>	17,280 sq. ft.	11,520 sq. ft.	8,640 sq. ft.

**How many pavers can you install in 8 hours?**

*Based on One Layer of Pavers*



## Quick-E-BL 3000

**PICKS:**

- › Granite
- › Cement Blocks
- › Step Treads



## Quick-E-BL 980

**PICKS:**


- › Step treads front to back
- › 2 Retaining wall block



## Quick-E-Wedge

**PICKS:**

- › Tapered blocks
- › Benefits: Keeps blocks straight for picking



## Quick-E-Boulder Grab Attachment

**PICKS:**

- › Irregular shape boulders

**BENEFITS:**

- › Gently set boulders accurately
- › (QUICK-E-BL 980 not included)



## Quick-E-BL 180

**BENEFITS:**

- › Great Base Setter - Lay the block exactly where it needs to go the 1st time
- › Set one block at a time to keep the Geo-grid in place



## Quick-E-BL-1300

**PICKS:**

- › Granite
- › Cement Blocks
- › Step Treads



## Quick-E-BL 850

**PICKS:**

- › Step treads front to back & Vertical stacked products

**BENEFITS:**

- › Has a "fork pocket". Fork lift operator can pick block with no assistance



## Quick-E-BL 450

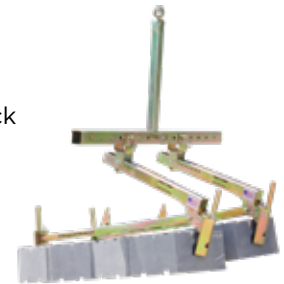
**PICKS:**

- › 3' - 4' Step treads
- › 2 - 4 retaining wall blocks



## Quick-E-Multi Block Lift Attachment

- › Pick entire layers of SRW block
- › Holds up to 4 clamps (sold separately)
- › Fast way to install large retaining walls
- › Saves your hands and back
- › Use with the QUICK-E-BL 450 & 980



Replacement pads available for all equipment above.

PACKAGE	ITEM #	ADJUSTS	MACHINE/HAND	LATCHING	CLAMP WEIGHT	LIFT/WEIGHT RATING
BL 3000	NT031	5 - 53.5"	Machine	Self-Locking	200 lbs.	3000 lbs.
BL 1300	52318	2 - 23"	Machine	Auto Latching	73 lbs.	1,300 lbs.
BL 980	NT042	0 - 38"	Machine	Manual Latch	72 lbs.	980 lbs.
BL 850	NT083	0 - 16.5"	Machine	Auto Latching	55 lbs.	850 lbs.
BL 450	NT021	31 - 51"	Machine	Auto Latching	42 lbs.	450 lbs.
BL 180	NT022	7 - 18"	Machine/Hand	Self-Locking	9 lbs.	180 lbs.
ACCESSORIES						
Boulder Grab	NT042b	0 - 38"	Machine	Manual Latch	124.5 lbs.	980 lbs.
Wedge	NT047	N/A	N/A	N/A	N/A	N/A
Multi Block Clamp	NT033	N/A	Machine	Auto Latching	N/A	1,200 lbs.





**Quick-E-Lifters**

Most ergonomic way to physically carry pavers from pallets to the installer

**PICKS:**

- › Pavers: 4 x 8, 6 x 6, 6 x 9, 8 x 12, 9 x 9, 10 x 10, etc.

**BENEFITS:**

- › Saves your hands and back (one in each hand for balance)
- › Reduces workers' comp claims



**Quick-E-Slab**

Pick up multiple-sized slabs with a less than 2 sec. adjustment time

**PICKS:**

- › Slabs: 12 x 12, 12 x 24, 24 x 36 etc.

**NT1027**

**BENEFITS:**

- › Use by hand, with the QUICK-E-Ergo Assist, QUICK-E-Ergo XL, or an excavator
- › \*NEW\* pin to lock clamp into 1 size



**Quick-E-Large Slab**

**PICKS:**

- › Large Slabs: 18 x 36, 18 x 18, 18 x 24, 24 x 36, 36 x 36, 36 x 42, 42 x 42, etc.

**NT041**

**BENEFITS:**

- › Nylon feet adjust to accommodate different slab heights
- › Use with QUICK-E-Ergo Assist, QUICK-E-Ergo XL or an excavator - Requires Ergo Assist Adapter when using the Ergo Assist or Ergo XL



**Quick-E-Ergo Assist Handle**

Single Handle compatible with:

- › QUICK-E-Slab & QUICK-E-BL 180
- › QUICK-E-Large Slab (Requires Ergo Assist Adapter not included)

**NT043**

- › QUICK-E-BL 450 (Requires Ergo Assist Adapter not included)
- › ES Elite Suction System Pads (use with ES Toggle Switch)



**Quick-E-Ergo XL Handle**

Two Handle compatible with:

- › QUICK-E-Slab & QUICK-E-BL 180
- › QUICK-E-Large Slab, QUICK-E-BL 450, QUICK-E-BL 850, QUICK-E-BL 980 (Requires Ergo Assist Adapter not included)

**NT086**

- › ES Elite Suction System Pads (use with ES Toggle Switch)

CLAMP	ITEM #	ADJUSTS	MACHINE/HAND	LATCHING	CLAMP WEIGHT	LIFT/WEIGHT RATING
Lifters	NT0041	9 - 13.75"	Hand	Manual Lock	7 lbs. ea.	50 lbs.
Slab	NT1027	10 - 24.5"	Machine/Hand	Manual	11 lbs.	200 lbs.
Large Slab	NT041	17 - 43"	Machine/Hand	Auto Lock/ Manual Release	38 lbs.	480 lbs.
<b>HANDLES FOR SLAB &amp; LARGE SLAB</b>						
Ergo Assist	NT043	N/A	Machine/Hand	N/A	15 lbs.	240 lbs.
Ergo XL	NT086	N/A	Machine/Hand	N/A	27 lbs.	350 lbs.
Ergo Assist Adapter	NT060	N/A	N/A	N/A	N/A	N/A



## Quick-E-Paver Popper

- › Extracts pavers & slabs
- › Allows one hand to be free to tap surrounding pavers. Initiating the breaking of the interlock bond
- › Adjusts 6 - 24"

NT1040

*Tip: use boiling hot water around the paver to soften the polymers if the joints are polymeric sand.*

Replacement Teeth (NT1028)

	Adjusts 6 - 24"
	Manual lock



## Universal 2-Man Wall Clamp - BVZ

NT1040

- › Universal Wall Block Clamp. Perfect for lifting blocks like:
  - › Siena Edge - Unilock
  - › Kodah Wall - Oberfields
  - › Yukon Wall - Reading Rock
  - › Borealis & Rocka Walls - Techo-Bloc
- › With pin bolts to adjust the opening width
- › Interchangeable rubber clamping jaws
- › Gripping range - 0 - 21 3/4"
- › Inside height - 8 1/4"
- › Gripper length - 7 3/4"
- › Working load limit - 440 lbs.
- › Tool Weight - 26 lbs.



## Paver Tongs

PTE-CT74000

- › Sold in set of 2
- › Carry 7 - 11 pavers/bricks



## Slabgrabbers

PTE-017024 **Small** 4 - 15" Opening

PTE-017025 **Medium** 10 - 20" Opening

PTE-017026 **Large** 14 - 24" Opening

- › For installation of most slabs and retaining wall blocks
- › Tight pinch free placement at the laying edge
- › Lifts up to 130 lbs.



## Paver Extractor

PTE-011100

- › Remove pavers quickly
- › Adjust from 3 - 13"
- › Teeth are replaceable



**ZIPLEVEL<sup>®</sup>**  
PRO-2000

**High Precision Altimeter**

- › True 1 person operation
- › No line of sight issues
- › Set up & put away in seconds
- › Unlimited ranges
- › No more tripods and sensors
- › 100' cord
- › Unipod Included



**SMART LEVEL**

One TOUGH Level

**Smart Level**

- › Digital Water Level
- › True 1 person operation
- › Plots true 3D terrain maps for upload into CAD
- › Phone app available
- › **U-Level version integrates with U-Vision software**
- › Upgrades can be uploaded to Smart Level and phone app



**Pave Tool**  
INNOVATORS



**Quick-E-Laser Rod**

NT034

Simplify the Math on Your Job Site

- › Telescopic internal foot to allow contractors to set any given point on a job site to "0"
- › Quick & Easy to adjust
- › Inches & Centimeters
- › Measurements are etched into the rod
- › Extends up to 140'

*\*Laser & receiver not included*



**Aluminum Screed & Level**

- › Vial/Level built into screeds
- › Horizontal & vertical vials
- › Handgrips built in
- › 39", 59", 78", 98" & 118" screed sizes



**Quick-E-Screeder Package**

**NT039**

- › Screed standing up
- › Efficient way to screed sand or #8 setting bed
- › Bent in such a way to initiate down pressure and strength
- › Has a rolled back edge to easily fill screed rail voids

- › Comes with QUICK-E-Handle & 3 blades

	36", 54", 72" Blades
	Use by Hand
	2 Wing Nuts to Easily Switch Between Blades



**Quick-E-Gauge**

**NT001**

- › Set the height of your base and sand up against a fixed edge
- › Reduces the need for skilled grading labor by using a tool and system
- › Easily adjustable

- › Top tab made for a magnetic torpedo level (sold separately)
- › Adjusts for paver sizes 45mm - 95mm



**Quick-E-Grade Rake**

**QL036**

- › The ultimate base grading tool
- › Does not pull the large stones away from the fines in your gravel
- › 36" wide

- › Made of light-weight, durable extruded aluminum alloy
- › One serrated edge
- › One smooth edge



**Maxi Gauge**

**53440**

- › Set the height of your base and setting bed up against a fixed edge
- › Reduces the need for skilled grading labor by using a tool and system
- › Adjusts up and down, & in and out.

- › Will attach to a screed board (3.94" H x .71" W)
- › Adjusts up and down 3/16 - 5 5/16" (5mm - 135mm)



**Quick-E-Screed Board Kit**

**NT084a**

- › Screed Boards
- › Screeding on your hands and knees
- › Pairs with the Maxi Gauge! (pg 27)
- › Comes as a set of 4 (24", 48", 72", 95")

	24", 48", 72", 95" Screeds
	Use By Hand




**Quick-E-Wall Screed**

Fastest way to install wall base with minimal effort

- › Set the screed rails with laser rod, strike off #8's, lay the block on a perfect setting bed
- › Eliminates carpal tunnel & tennis elbow that could be attributed to old install procedures
- › Set 15 linear ft. of wall base at a time

NT002

 Use By Hand



**Professional Screeding Equipment**



**Mini Screed**

- › Screed up to 13.5'
- › Continuous height adjustment on both sides
- › Large capacity due to bucket shape
- › Bucket shape and pull points chosen so device does not rise when screeding.

47100

- › Easy & quick replacement & mounting of different screed blades
- › Hardened and sharpened spring steel blade
- › Space-saving transport & storage through a modular system



**Maxi Screed**

- › Screed up to 19'! (Use w/ included screed rails or existing curbing.)  
Included rails:  
(12) 13.12' (4) 6.5' (4) 3.28'
- › Continuous height adjustment on both sides
- › Large capacity due to bucket shape

48700

- › Bucket shape and pull points chosen so device does not rise when screeding
- › Easy & quick replacement & mounting of different screed blades
- › Hardened and sharpened spring steel blade
- › Space-saving transport & storage through a modular system



**PlanMatic - Standard**

Fully-automatic grader/Precision Screeder for all conventional inclines.

- › For backhoes, skid steers, telescopic loaders and tractors (three-point front mounting)
- › Quick mount and dismount (2 min.)
- › Ideal for screeding base and bedding layer for large projects
- › Compact design - great for all construction sites. Even in small areas.
- › No need to keep re-setting screed rails

54547

- › All system components (laser/bank/ Tri-sonic) can be combined
- › Side flaps hydraulically adjustable
- › Tri-sonic scanner automatically controls the opening and closing of the hydraulic side flaps
- › Hydraulic Folding Bucket (optional): transport excess material
- › Laser & mounting plate sold separate
- › Additional widening sets available: .79" x 5.91" & .79" x 11.81"



**Quick-E-Radius Template** *NT018*

- Accurate Marking Every Time
- › Easily mark radius pieces
- › Mark radius up to 36"
- › Built in measurements for accurate marking
- › Use on fire pit caps, coping, off set radius marking
- › Fits block up to 14" wide
- › Folds down for easy storage

**NEW**



**Angle Scribe** *54708*

- Scribing Angles Easily
- › Stable design
- › Fast and accurate working
- › Easy operation



**Quick-E-Scribe** *NT008*

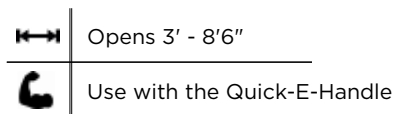
- › Transcribe a straight or irregular line onto a paver, SRW block or stone
- › Holds multiple sized markers/pencils
- › Degrees etched in for making miter cuts (90°, 45°, 22.5°)
- › Scribe in boarders & boulders into walls or steps
- › Mark caps where gapping occurs
- › Mark a radius



**Quick-E-Tracer**

*NT085 (w/ Handle)*  
*NT007 (w/out Handle)*

- › Layout your sidewalk curves once
- › Transcribe one side of a straight or serpentine (curved) walk to the other, effortlessly
- › Marks radius' effortlessly
- › Need the QUICK-E-Handle to operate standing up



**aSquare**


- › 3' x 4' x 5' folding layout square
- › Heavy duty aluminum
- › Folds to straight bar



**45-Degree Folding Square**

*48" - BT-21-360*  
*24" - BT-21-359*

- › True 45° square
- › Heavy duty aluminum
- › Folds to straight bar





**pave tech**  
a Probst Inc. brand



## Flexmarker Kit

PTE-038038


- › Poles flex to make exact marker radius for paver application cuts
- › Kit includes: 2 flexible 13' poles, anchor cleats and 12" Velcro stays, 2 paver markers and carrying bag



## Flexmarker Pole Only

PTE-3000011

- › 13' collapsible pole
- › Flexes to make exact marking radius for paver application cuts



## Boar Hog Paver Markers

PTE-029077

- › Works on wet or dry surface
- › Never needs sharpening
- › Non-permanent mark

## StringAlong



## String-A-Long

- › Take down the line and put it back up without measuring
- › Create four different lines from different directions at one time
- › Includes lock notch to avoid time of tying and untying
- › Zinc coated thumbscrew
- › Fits all round stakes up to 1"



## Red Lead Pencils

NT010

- › 12 pk / 24 pk
- › Medium hard lead, easy to see
- › Great for writing on wet surfaces
- › Use with the **Quick-E-Scribes** and **Quick-E-Tracer**





## Forward Plate Compactors

### CF2 - II & CF3 - II

With premium operating comfort these machines have all you need for quick and efficient compaction.

- › One-piece cast eccentric housing & base plate
- › Anti-Vibration Fold Down Handle
- › Remote throttle on handle

**CF2 - II**



**CF3 - II**



### Poly Pad

- › Custom fit polyurethane pads to protect pavers from being scuffed by the steel plate compactor
- › Mounting hardware included
- › CF2 - W195555 & CF3 - W195556

### Wheel Kits

- › Designed to lock behind compactor when not used to move machine
- › CF2/CF3 - W190252

## Roller Compactors

Two models designed to compact small to large-sized pavers for residential and commercial slab projects without cracking or chipping.

### VPR 450 - Slabs & Porcelain Tile

Less Dust!

- › Ideal for compacting paver slabs, porcelain tile & travertine
- › Reduce the odds of breaking/cracking large pavers/slabs
- › 2 men can load/unload if necessary



### VPR 700 - Pavers & Large Format

A roller specifically designed to compact or embed large-sized or surface-coated slabs for large commercial jobs.

- › Prevents shifting, cracking and chipping
- › Less Dust!
- › Need machine to load/unload



### EVPC120H

- › Honda GX160 motor, 24" roller width
- › Little to no cracking of slab material with 2,390 lbs. of centrifugal force
- › Minimal effort to push in forward or reverse direction
- › Reduces 90+% of dust when vibrating joint sand compared to plate compactor
- › Machine weight: 271 lbs.





## Reversible Plate Compactors

### CR2 & CR3

- › Excellent small reversible for outstanding performance and long-lasting quality
- › One-piece cast-iron eccentric housing & base plate
- › Anti-vibration adjustable handle to ensure maximum operator comfort
- › Wheel kit included (CR2 ONLY)



**CR2**



**CR3**

### CR5-II

- › One-piece cast iron eccentric housing & base plate
- › Anti-vibration handle to ensure maximum operator comfort
- › Mid-sized reversible plate
- › Easy maintenance features & impressive compaction force



### CR6

- › Anti-vibration Handle to ensure maximum operator comfort
- › Smallest machine available with compatrol option



### CR6 HD CCD

- › Electric starter with COMPATROL
- › Anti-vibration handle to ensure maximum operator comfort
- › Hinged lifting eye for machine transport



### CR7

- Superior impact power with a flexible working width and variable speed.
- › Anti-vibration Handle to ensure maximum operator comfort.
  - › Hinged lifting eye for machine transport



## Jumpin Jack Compactors

### SRV 590 - II

Best in the industry! With a lower center of gravity, this machine demonstrates superior handling and better climbing ability.

- › Multi-stage air filtration system
- › Variable 3-speed control lever

*\*New Feature\* The Fuel shut off is built into the throttle*



### SRV 620 - II

Best in the industry! With a lower center of gravity, this machine demonstrates superior handling and better climbing ability.

- › Multi-stage air filtration system
- › Variable 3-speed control lever

*\*New Feature\* The Fuel shut off is built into the throttle*





# Compactors Chart

<b>ROLLERS</b>	<b>ITEM #</b>	<b>ROLLER WIDTH</b>	<b>ENGINE</b>	<b>CENTRIFUGAL FORCE</b>	<b>COMPATROL</b>	<b>MACHINE WEIGHT</b>
VPR 450	105002	17"	Honda GX 160	1,798 lbs.	N/A	238 lbs.
VPR 700	105001	26"	Honda GX 160	3,147 lbs.	N/A	386 lbs.
<b>FORWARD PLATES</b>	<b>ITEM #</b>	<b>PLATE WIDTH</b>	<b>ENGINE</b>	<b>CENTRIFUGAL FORCE</b>	<b>COMPATROL</b>	<b>MACHINE WEIGHT</b>
CF2 - II	100220	18"	Honda GX 160	3,372 lbs.	N/A	183 lbs.
CF3 - II	100320	20"	Honda GX 160	4,496 lbs.	N/A	207 lbs.
<b>REVERSIBLE PLATES</b>	<b>ITEM #</b>	<b>PLATE WIDTH</b>	<b>ENGINE</b>	<b>CENTRIFUGAL FORCE</b>	<b>COMPATROL</b>	<b>MACHINE WEIGHT</b>
CR2 - II	115614	18"	Honda GX 160	5,620 lbs.	N/A	315 lbs.
CR3 - II HD	116263	20"	Honda GX 270	7,868 lbs.	N/A	448 lbs.
CR5 - II HD	116263	22"	Honda GX 270	10,150 lbs.	N/A	617 lbs.
CR6 HD	116538	24"	Honda GX 390	12,364 lbs.	N/A	794 lbs.
CR6 HD CCD	116540	24"	Honda GX 390	12,364 lbs.	✓	855 lbs.
CR7 - II HD	116641	26"	Honda GX 390	14,613 lbs.	N/A	937 lbs.
CR7 HD CCD	116645	26"	Honda GX 390	14,613 lbs.	✓	948 lbs.
<b>RAMMERS</b>	<b>ITEM #</b>	<b>PLATE WIDTH</b>	<b>ENGINE</b>	<b>CENTRIFUGAL FORCE</b>	<b>COMPATROL</b>	<b>MACHINE WEIGHT</b>
SRV 590 - II	170160	11"	Honda GX 120	700 Blows/Min	N/A	137 lbs.
SRV 620 - II	170250	11"	Honda GX 120	700 Blows/Min	N/A	146 lbs.



## What is COMPATROL?

The first continuous compaction control system where the vibration of the plate is measured. Based on the soil conditions, the results are displayed on the control panel and show when optimal compaction has been reached.

The machine doesn't have to hit 7 - look for a consistent light. Every job will be different based on moisture & material.





## Professional Screeding Equipment



### Quick-E-Aqua Packer *NT032*

- › Infuse water into soils & eliminate air pockets while planting
- › Water lubricates soil, filling tight void spaces
- › Compact “hard-to-get” areas
- › Attaches quickly to a garden hose (*not included*)
- › Easy on/off valve to control water flow
- › Benefits: bulk heads, new pools, newly dug trenches, plants, etc.



### Quick-E-Paver Pad *PP101*

- No more scratched pavers
- › Universal polyurethane pad to protect pavers from being scuffed by the steel plate compactor
  - › Mounting hardware included
  - › 19 x 24" pad



## Krack Hog Precision Splitter

*EZG-KRACKHOG*

- › Splits 2 - 8" material
- › 20 ton hydraulic power
- › Table holds full 18 x 16" wall block
- › Large wheel base for mobility
- › Hardened steel blades
- › Will split concrete up to 8" & natural stone up to 4"
- › Weight 230 lbs.

## Pounder

*PTE-029054*

- › Heavy-duty slide hammer tamper
- › Compacts small areas and tight corners
- › Weight is 31 lbs.



**Quick-E-Adjustable Patio Drain**

NT1041

Save money and time on call backs!

- › Fully adjustable with a drill or socket wrench
- › Fine tune the drain quickly and easily after pavers are laid
- › Adjust up or down as needed if the pavers settle around the drain over time
- › 8" Square
- › 3" Travel Adjustment

**Quick-E-Retaining Wall Spillway**

NT1040

Help eliminate wall settling!

- › 6 x 6" drain
- › 8" spillway
- › Water runs off the spillway past the toe (base) of the wall
- › Slides in for easy installation

**VENTS FOR FIRE RINGS & GRILL SURROUNDS**




**Quick-E-Classic Vents**

NT1029 / NT1030 / NT1031

Beautiful accent for any fire pit or grill surround

Size Options:

- › 9.75 x 2.9" (11 sq. inches of air flow)
- › 11 x 3.5" (14.6 sq. inches of air flow)
- › 7.9 x 3.9" (11.22 sq. inches of air flow)



**Quick-E-Fire Vents**

NT036 / NT037 / NT044

Beautiful accent for any fire pit or grill surround


Size Options:

- › 9.75 x 2.9" (7 sq. inches of air flow)
- › 11 x 3.5" (11 sq. inches of air flow)
- › 7.9 x 3.9" (11 sq. inches of air flow)



# BOAR HOG DEAD BLOW HAMMERS

- › Shot filled steel canister
- › One piece urethane coating
- › Outlasts rawhide, rubber, brass, lead, nylon & other plastic heads by 10 - 20 times
- › 3.25, 5.5, 9, and 12 lbs. sizes available



**HALDER**

**Mallets**



### **Sim60 Mallet**

3027.060

Paver guys love them!

- › 3.5 lbs. mallet
- › Cast iron housing with hickory handle
- › One black, composite rubber head (*medium hard*)
- › One white, super plastic head (*medium hard*)

Replacement handle & heads available



### **Sim80 Mallet**

3027.080

Wall guys love them!

- › 6.5 lbs. mallet
- › Cast iron housing with hickory handle
- › One black, composite rubber head (*medium hard*)
- › One white, super plastic head (*medium hard*)

Replacement handle & heads available



### **Sim81 Mallet**

3027.081

Perfect for straightening walls

- › 7.5 lbs. sledge hammer
- › Cast iron housing with hickory handle
- › One black, composite rubber head (*medium hard*)
- › One white, super plastic head (*medium hard*)

Replacement handle & heads available

## **HALDER**

### **Supercraft 70 (5 lbs.) & Supercraft 60 (4 lbs.) Dead Blows**

HL-3366-070  
HL-3366-060

- › Dead Blow hammers with replaceable hard nylon heads
- › Ideal for pounding pavers, stone, retaining walls and metal stakes



### **Paver Adjuster**

EZG-ADJUST

- › Used to align and adjust pavers to straighten lines
- › Used in a standing position
- › Tooth is replaceable



### **Quick-E-Dual Adjuster**

NT087

- › Rubber padded hammer on one side
- › Hardened tooth on the opposite side
- › Ultimate tool for straightening bond lines

*Replacement rubber and teeth are available*



- › Build a roadway in minutes
- › Can be locked together to prevent movement
- › Leave turf smooth, even in soft conditions
- › No more splintered, warped water logged plywood
- › Simply hose down mats to clean
- › 80 ton weight rating



**All mats include hand holes**



**Size Options**



**4' x 8'**  
80 lbs.



**3' x 8'**  
60 lbs.



**2' x 8'**  
40 lbs.


**Texture Options**



**V Pattern**



**Diamond Tread**



**Smooth**

**Color Options**



**White**



**Tan**



**Black**




**In Use**



**After Use**

# QUICKLOADER

- › Springloaded, holds tail
- › Easy release
- › No pinched fingers
- › Quicker tie down and release time
- › D rings included on 3,000 and 4,500 lbs. models



**1,500 lbs.**  
**1 x 12'**



**3,000 lbs.**  
**1 x 15'**



**4,500 lbs.**  
**1.25 x 15'**



**10,000 lbs.**  
**2 x 27'**



## Tracks, Tires & Undercarriage

- › Bridgestone & Camso rubber tracks
- › TNT equipment aftermarket rubber and steel tracks
- › Galaxy, Solideal & Titan tires
- › Many sizes and options available

TRACKS	TIRES	PARTS
 <b>Rubber Tracks</b>	 <b>Air-Filled Tires</b>	 <b>Rollers</b>
 <b>Steel Tracks</b>	 <b>Solid Tires</b>	 <b>Sprockets</b>
 <b>Hybrid Systems</b>	 <b>OTT Systems</b>	 <b>Idlers</b>

**Skid Steer & Excavator Parts**





## The Shoe



### The Shoe Saw

- › Cuts material with a perfect 90° cut every time
- › Spring loaded shoe locks out of way when not using
- › Depth gauge allows cutting material only and not underneath
- › Completely supports saw when cutting to minimize back pain
- › Adapter available to fit multiple saw models

**pave tech**  
a Probst Inc. brand



### Knee Seat

- › Ergonomic knee protection and ankle support
- › Back relief while kneeling or sitting

**Pave Tool**  
INNOVATORS



### Mini Joint Filler

Use Dry or Wet!

- › Ideal for sweeping in sand
- › Attach a hose for sands using water to activate
- › Low maintenance - automatic chain tension
- › Folding handle - makes for easy storing/transport

### PTE-CT50006

- › Extra thick aluminum tubing for strength



### Joint Cleaner

Ideal for rehabilitation!

- › 10-jet joint cleaner
- › No water - Requires 142 CFM Air Compressor
- › Integrated splash protection on the device
- › Controlled ejection of the material

### 53578

- › 8 broom inserts with 2 broom crosses

	42" Working Width
	150 lbs. Machine
	Honda GXV160 H2

### 54050

- › Evenly cleans joints
- › Protects the substructure

	Dimensions: 29 1/2" x 15" x 4"
	Use by Hand
	43 lbs. Machine



### Hydro-Broom

Easy Way to Keep the Proper Slurry All. The. Time.

- › Water is piped down the handle & dispersed through the head
- › A valve on the handle controls the water volume
- › Makes a better joint by putting water right where you need it

### SHS-HB24

- › Eases the task of filling tighter joints
- › Frees a crew member to perform other tasks
- › Lessens water splashing around the work area
- › Many other uses too! (cleaning pool decks & patios, washing trailers, boats, garage floors, etc.)



**QUICK-E-Hammer**

If base is compacted to proper density, You NEED This Tool!

- › Install spikes, stakes or re-bar into edging
- › Alleviates tennis elbow, carpal tunnel, and fatigue

**NT003**

- › Increase company moral
- › Milled out of solid steel
- › Hammer drill shank type: SDS Max - 6.9 joules of impact

	Hammer Drill Needed
	Hammer Drill Not Included



**QUICK-E-Handle**

NEW and IMPROVED head for more stability

- › Light-weight heavy duty telescopic handle

**NT005R**

- › Use w/Quick-E-Sand Plow, Quick-E-Screeder Package & Quick-E-Tracer

Extends to 42"



**QUICK-E-Sand Plow**

Helps prevent edge restraint failure

- › Plow the sand away from the paver edge so edging can be installed on a level base.
- › Do this standing up!

**NT085 (w/ Handle)**  
**NT007 (w/out Handle)**

	Accommodates paver heights 0 - 6"
	Use with the QUICK-E-Handle



**QUICK-E-Track Cleaner**

Who does not like to clean machine tracks?

- › Get into all the "hard to get places" to clean the undercarriage & buckets on your machines

**NT030**

- › Open ended shovel with a tight pointed end
- › Great for getting caked on mud off machines



**QUICK-E-Tumbler**

Age, antique, or tumble split products

- › Quickly match a split edge to the tumbled product being used
- › Same technology is being used in most paver & wall manufacturing plants

**NT023**

- › Attach to a 1/2" drill
- \*\*Drill not included**

	Drill Not Included
--	--------------------



**BOAR HOG DIAMOND TOOLS**

8921 Harrison Pike - A2  
Cleves, Ohio 45002



***For More Products, Photos & Videos  
Visit Our Website:***

***[BoarHogTools.com](http://BoarHogTools.com)***