



Use Zone: 35' x 31'



ADA Access: Yes



Age Range: 2-12



Free Shipping!

**COMPONENTS:** Rock Climber / Single Slide / Rise Inter Stairs / Double Drum / Gears Panel / Counter Panel (Below) / Safety Panel / Crawl Tunnel / Saddle Seat (Below) / Double Slide / Leaf Step Climber / Square Deck (Fuscous) / ADA Transfer Station











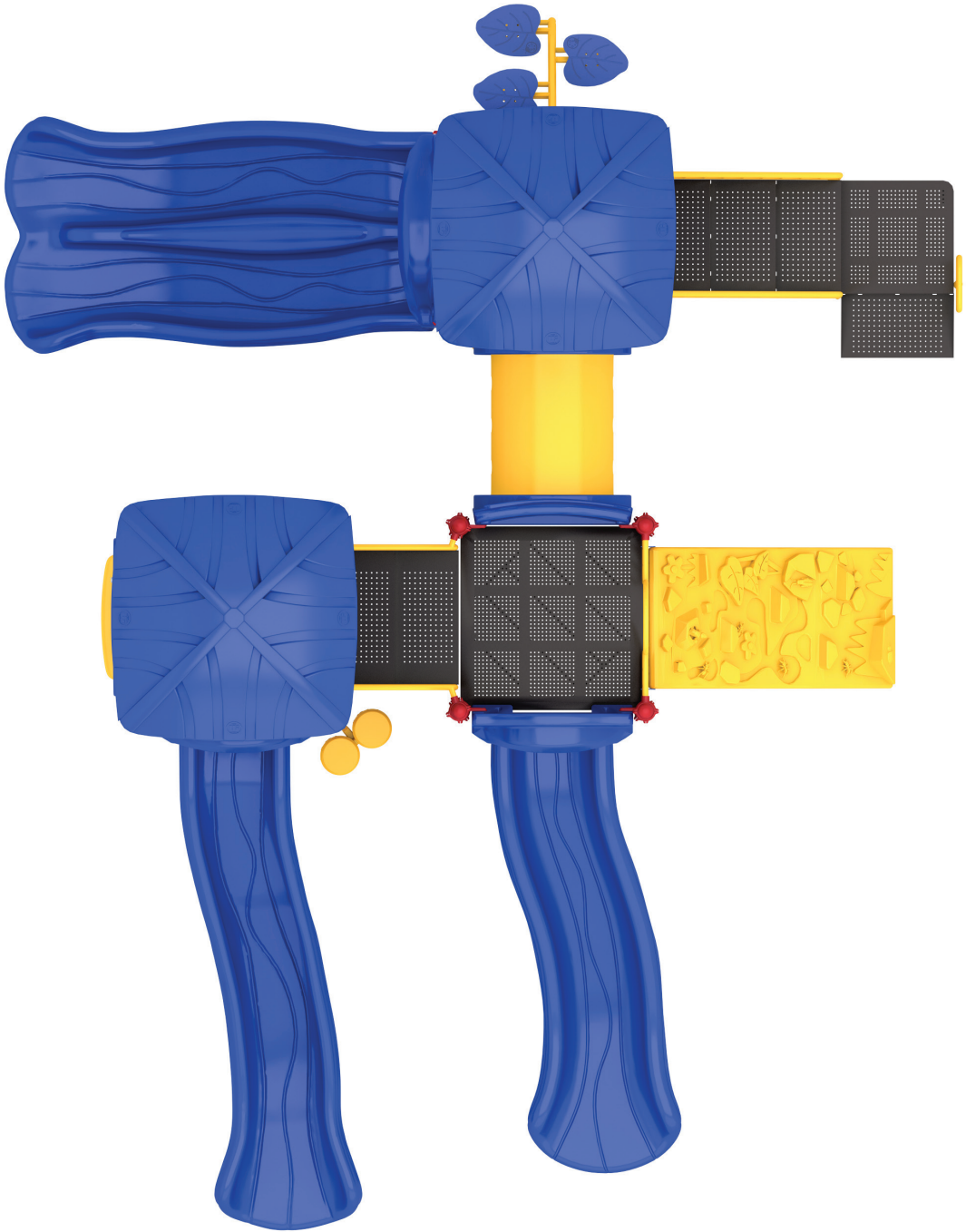




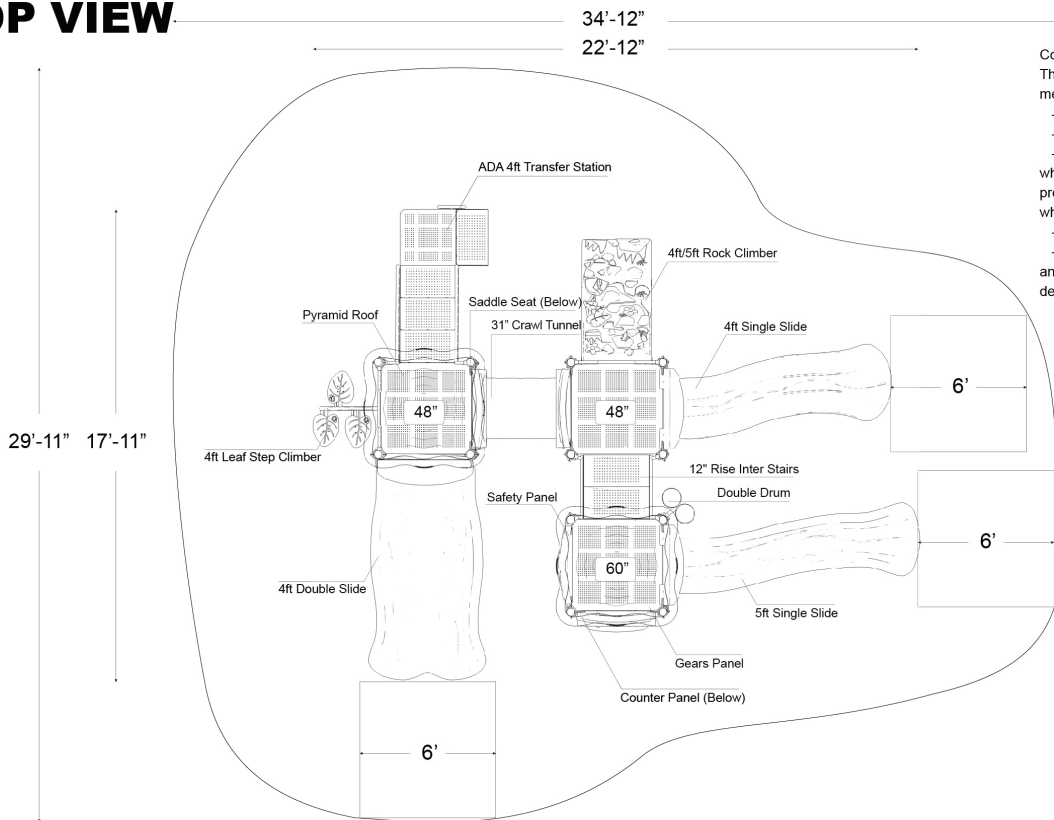








# TOP VIEW



Compliance:  
 This play structure has been designed to meet the safety requirements established in:

- 2010 ADA Standard
- ASTM F148
- CPSC Pub #325

when the play structure is installed over a properly maintained surfacing material which is in compliance with

- ASTM F292
- ASTM F1951

and is appropriate for the highest designated play surface of the structure.

<p>Project Name :</p>		<p>Structure Size: 22'-12"×17'-11"</p> <p>Recommended Use Zone: 34'-12"×29'-11"</p> <p>Surface Area: 1045 Sqft</p>	<p>HDPS: 60"</p> <p>Age Group: 2-12</p> <p>Capacity: 32-38</p>	
-----------------------	--	--	--	--