



Use Zone: 46' x 30'



Fall Height: 5.5 feet



ADA Access: Yes



Age Group: 2-12



Occupancy: 36-40



Free Shipping!

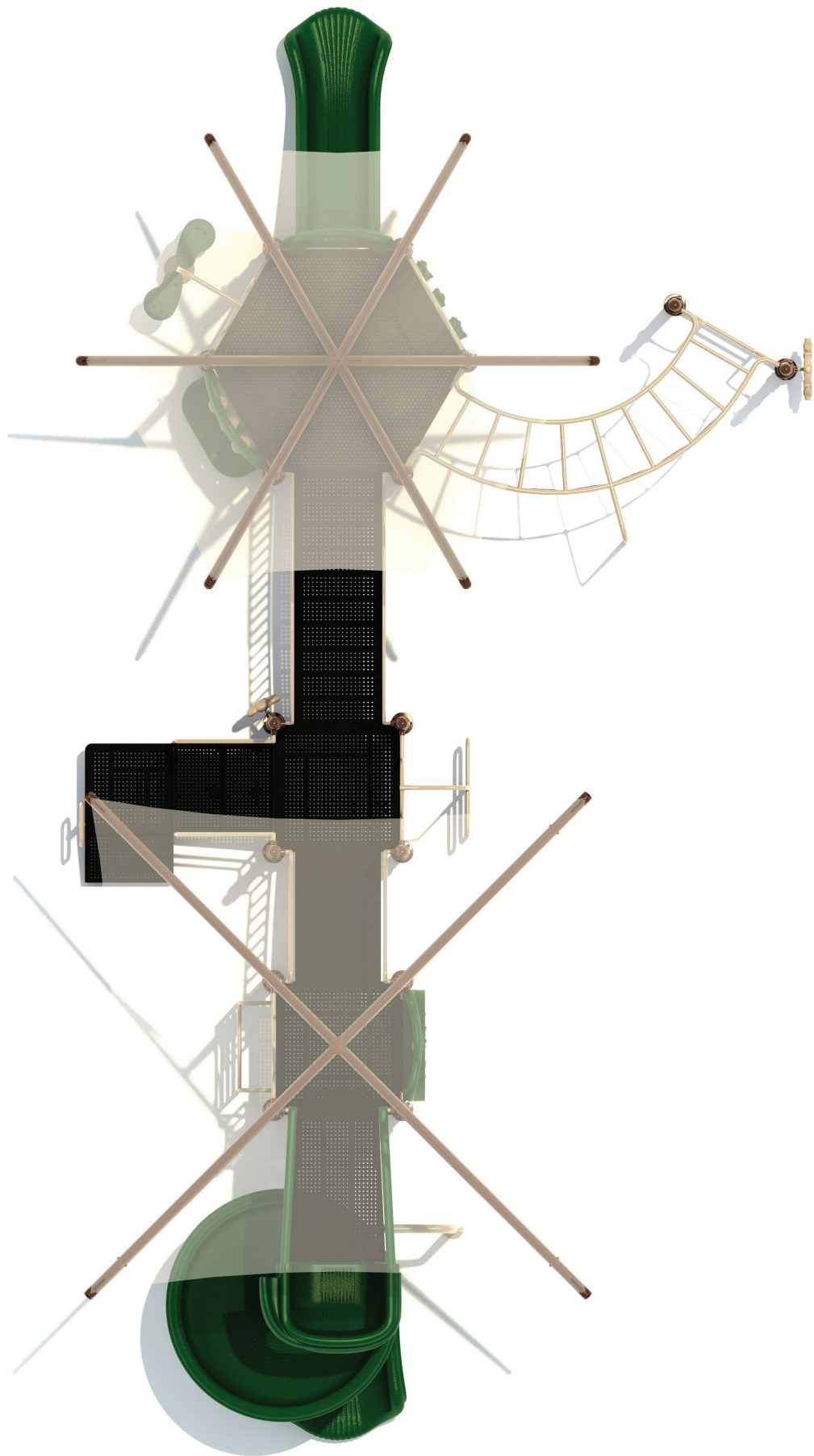
COMPONENTS: Ship's Wheel / Arch Challenge Ladder / Arch Bridge / Upright Snake Climber / Inclined Arch Bridge / Gear Panel (Above) / Store Panel (Below) / Spiral Slide / Vertical Climber / Transfer Station / Rain Wheel / Tic-Tac-Toe Panel (Above) / Bench Panel (Below) / Bean Climber / Single Straight Slide



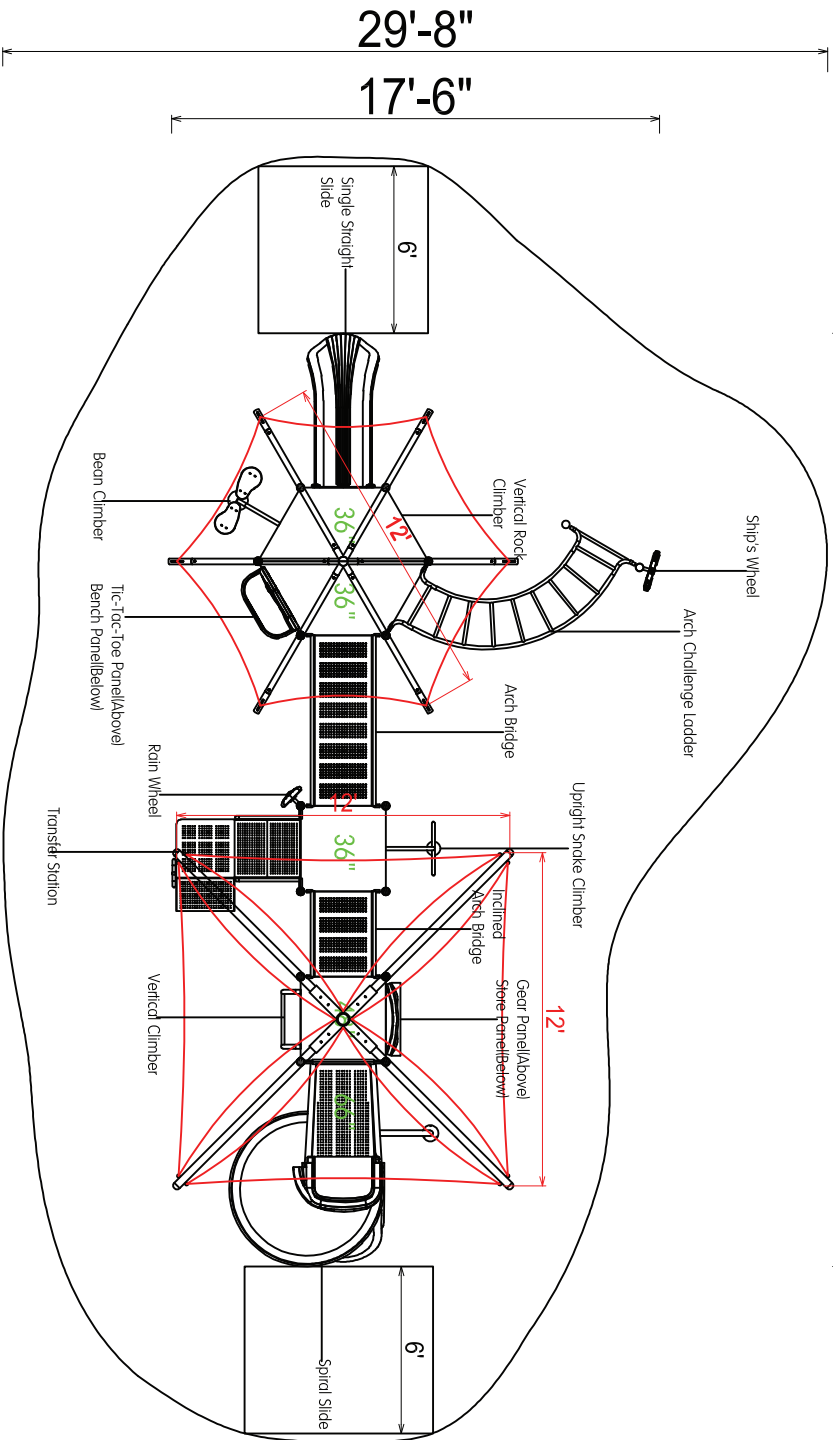




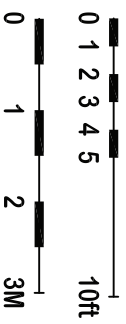




45'-6"
33'-6"



Compliance:
This play structure has been designed to meet the safety requirements established in:
- 2010 ADA Standard
- ASTM F1487
- CPSC Pub #325
when the play structure is installed over a properly maintained surfacing material which is in compliance with:
- ASTM F1292
- ASTM F1951
and is appropriate for the highest designated play surface of the structure.



Drawing No: KP-36184	Structure Size: 33'-6" x 17'-6" x 15'-10"	HDP5: 7	Creative Recreational Systems
Date: 16-11-2022	Recommended Use Zone: 45'-6" x 29'-8"	Age Group: 2-12	
Scale: To Fit	Surface Area: 1380 Sq Ft	Capacity: 36-40	
		Weight: 3420 lbs	