



Use Zone: 37' x 30'



ADA Access: Yes



Age Group: 2-12



Occupancy: 28-32



Free Shipping!


COMPONENTS: Rock Wall Climber / Inclined Arch Bridge / Alphabet Panel / Vertical Climber / Curly Climber / Spiral Slide / Guardrail / Shapes Panel (Above) / Store Panel (Below) / Double Straight Slide / Ship's Wheel / Tic-Tac-Toe Panel (Above) / Bench Panel (Below) / Transfer Station





ABC
DEFGHI
JKLMNOPQR
STUVWXYZ
012345
6789

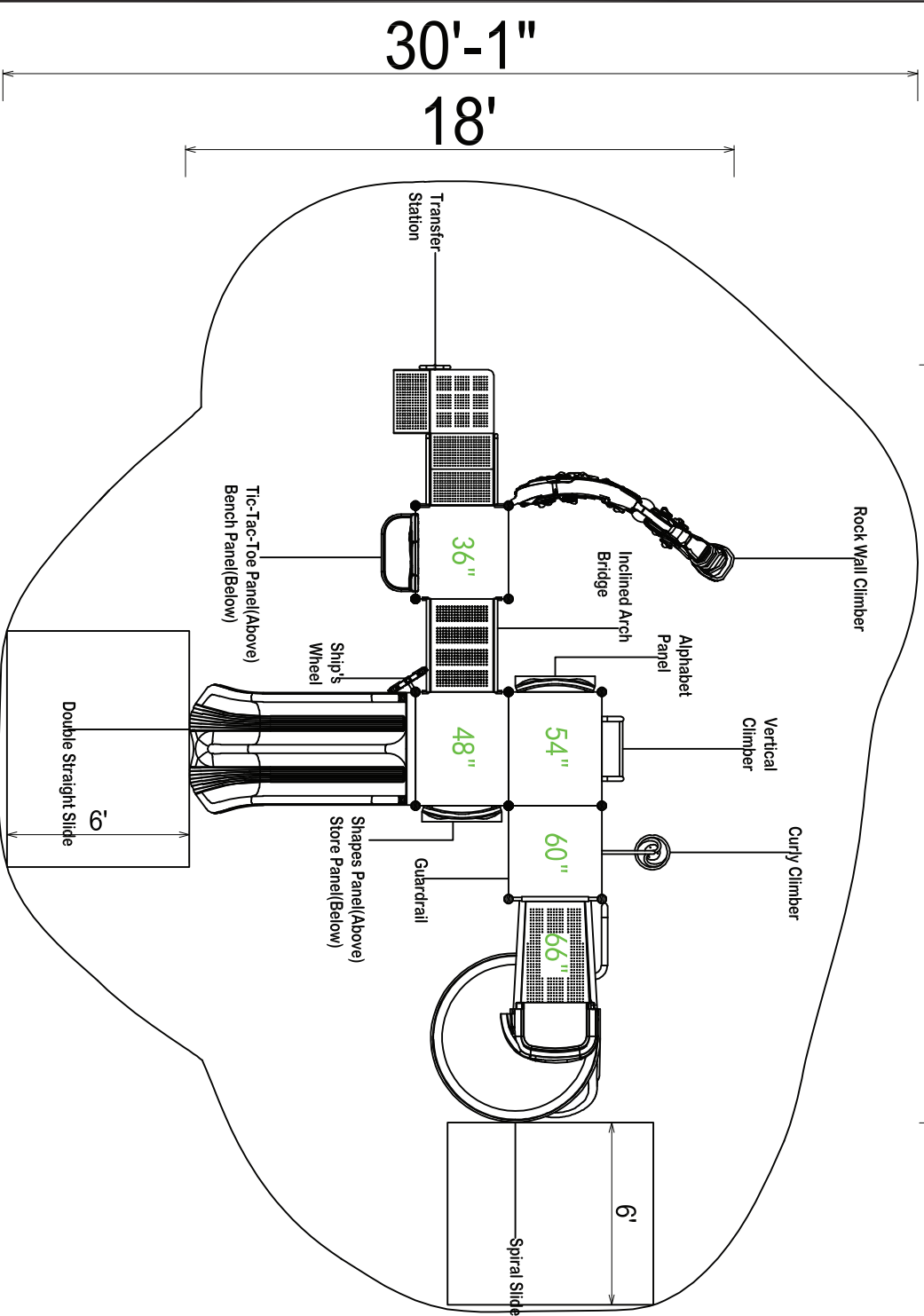




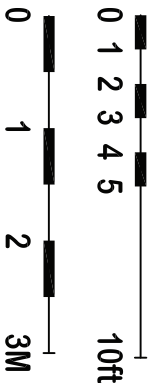
Top View Detail

37'

24'-11"



Compliance:
 This play structure has been designed to meet the safety requirements established in:
 - 2010 ADA Standard
 - ASTM F1487
 - CPSC Pub #325
 when the play structure is installed over a properly maintained surfacing material which is in compliance with:
 - ASTM F1292
 - ASTM F1951
 and is appropriate for the highest designated play surfaces of the structure.



Drawing No.: KP-35121
 Date: 01-07-2022
 Scale: To Fit

Structure Size: 24'-11" x 18' x 11"
 Recommended Use Zone: 37' x 29'-1"
 Surface Area: 1147 Sq Ft

HDPs: 7-5"
 Age Group: 2-12
 Capacity: 28-32
 Weight: 2850 lbs

Creative Recreational Systems, Inc