



Use Zone: 42' x 23'



Age Group: 5-12




Occupancy: 22-26



Free Shipping!

COMPONENTS: Figure Climber / Arch Bridge / Transfer Station / Spin Panel (Above) / Tic-Tac-Toe Panel (Below) / Single Left Turn Sectional Slide / Single Straight Sectional Slide / Window Panel (Above) / Gear Panel (Below) / Bongo / Spin Panel / Single Drum / Straight Crawl Tunnel / Safety Panel



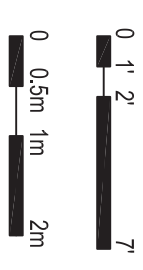
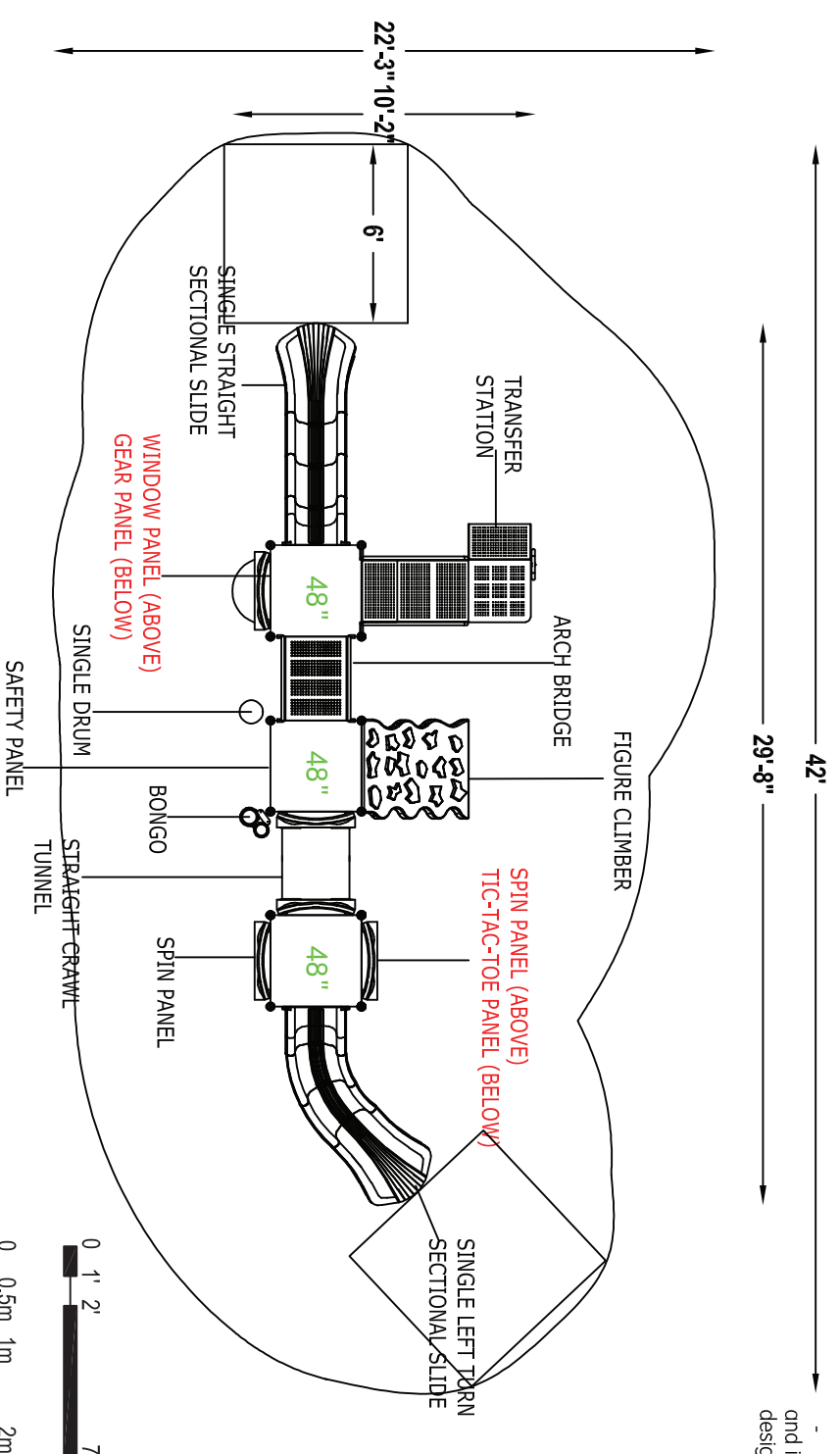
Compliance:
 This play structure has been designed to meet the safety requirements established in:

- 2010 ADA Standard
- ASTM F1487
- CPSC Pub #325

when the play structure is installed over a properly maintained surfacing material which is in compliance with:

- ASTM F1292
- ASTM F1951

and is appropriate for the highest designated play surface of the structure.



MGW Group

Drawing No: KP-32911
 Date: 29/May/2020
 Scale: To Fit

Structure Size: 29'-8" x 10'-2" x 9'-1"
 Recommended Use Zone: 42' x 22'-3"
 Surface Area: 840 Sq Ft

HDPS: 4'
 Age Group: 5-12
 Capacity: 22-26

Creative Recreational Systems