



Use Zone: 98' x 108'



ADA Access: Yes



Age Group: 2-12




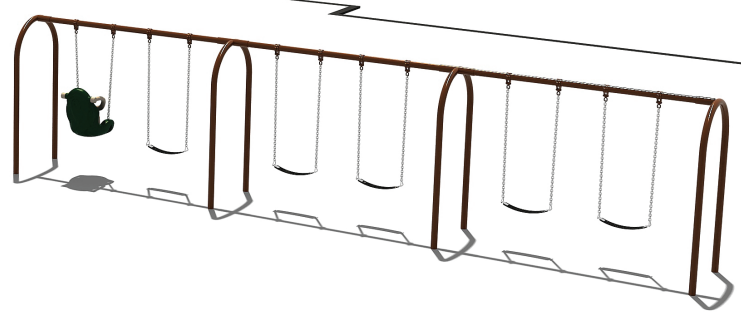
Occupancy: 74-78




Free Shipping!

COMPONENTS: Transfer Station / Tic-Tac-Toe Panel (Above)/ Dual Drum Panel (Below) / Maze Panel (Above) / Store Panel (Below) / Twist Climber / Cylinder Spinner / Single Sectional Curved Slide / Rock Climber / Gear Panel (Above) / Bench Panel (Below) / Vertical Climber / Tube Slide (Above) / Spin Panel (Middle) / Racing Game Panel (Below) / Guardrail w/Telescope (Above) / Invert Arch Climber (Below) / Clock Panel (Below) / Window Panel (Above) / Arch Shape Climber Link (Below) / Balance Beam / Pods / Net Climber / Straight Bridge / Curly Climber / Straight Slide Ship's Wheel

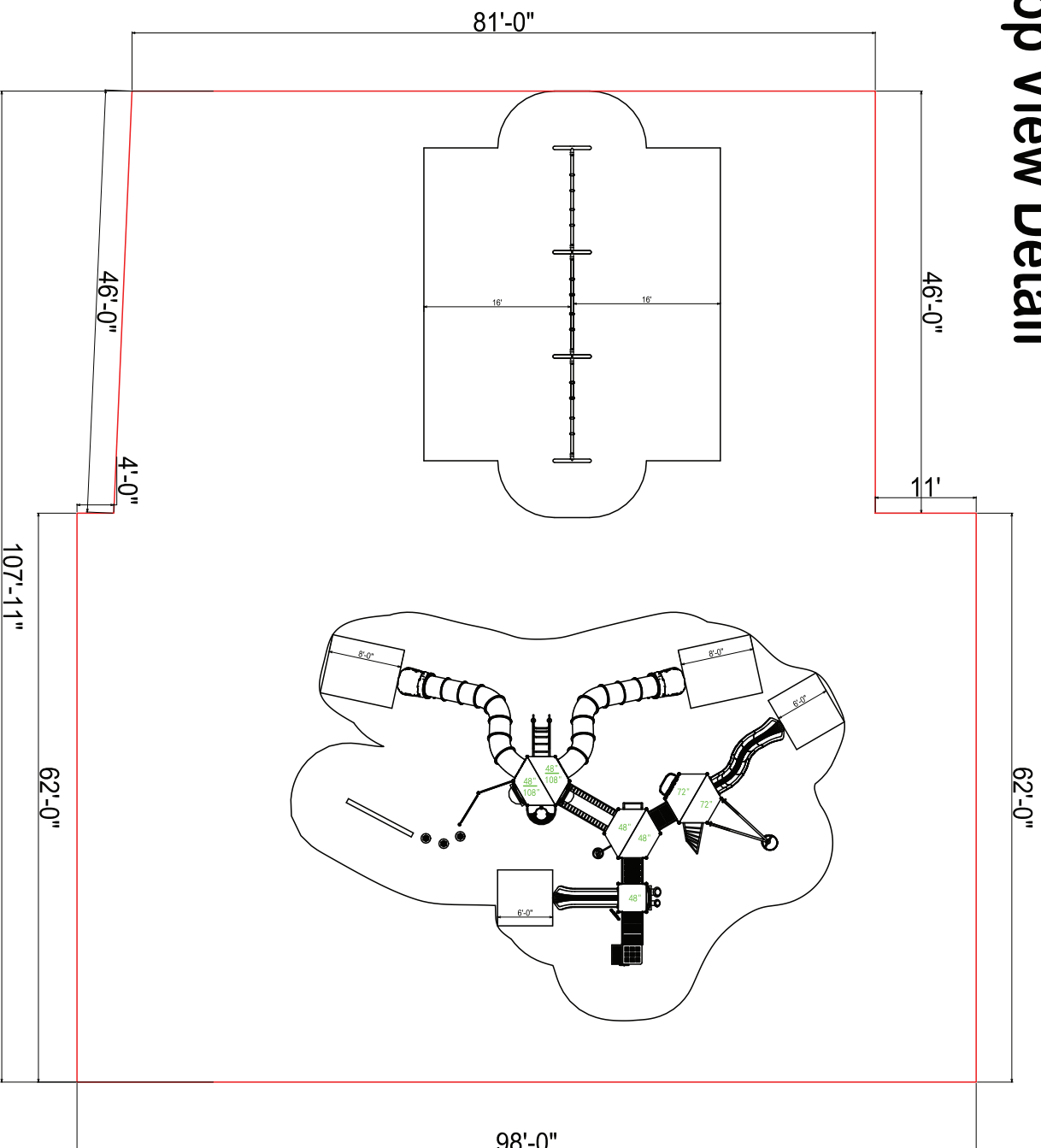








Top View Detail



Compliance:
 This play structure has been designed to meet the safety requirements established in:
 - 2010 ADA Standard
 - ASTM F1487
 - CPSC Pub #325
 when the play structure is installed over a properly maintained surfacing material which is in compliance with:
 - ASTM F1292
 - ASTM F1951
 and is appropriate for the highest designated play surface of the structure.

Drawing No: KP-39693
 ASF-350803
 Date: 16/01/2023
 Scale: To Fit

Structure Size: 47'-8"X32'-5"X14'-3"
 Recommended Use Zone: 98'-0"X108'-0"
 Surface Area: 10584 Sq Ft

HDPs: 108"
 Age Group: 2-12
 Capacity: 74-78
 Weight: 7050 lbs

Creative Recreational Systems, Inc