



Use Zone: 98' x 108'



ADA Access: Yes



Age Group: 5-12

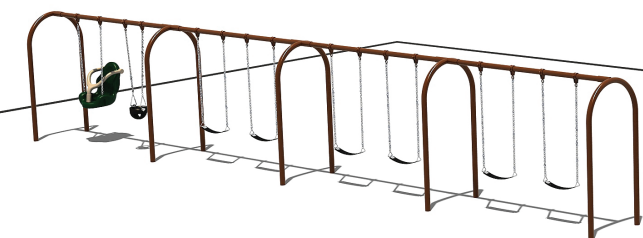



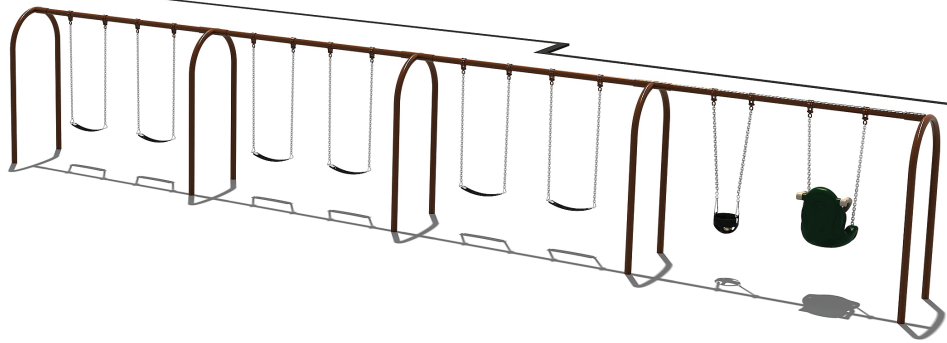
Occupancy: 54-58




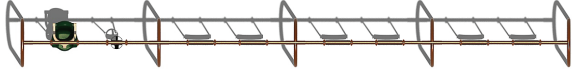
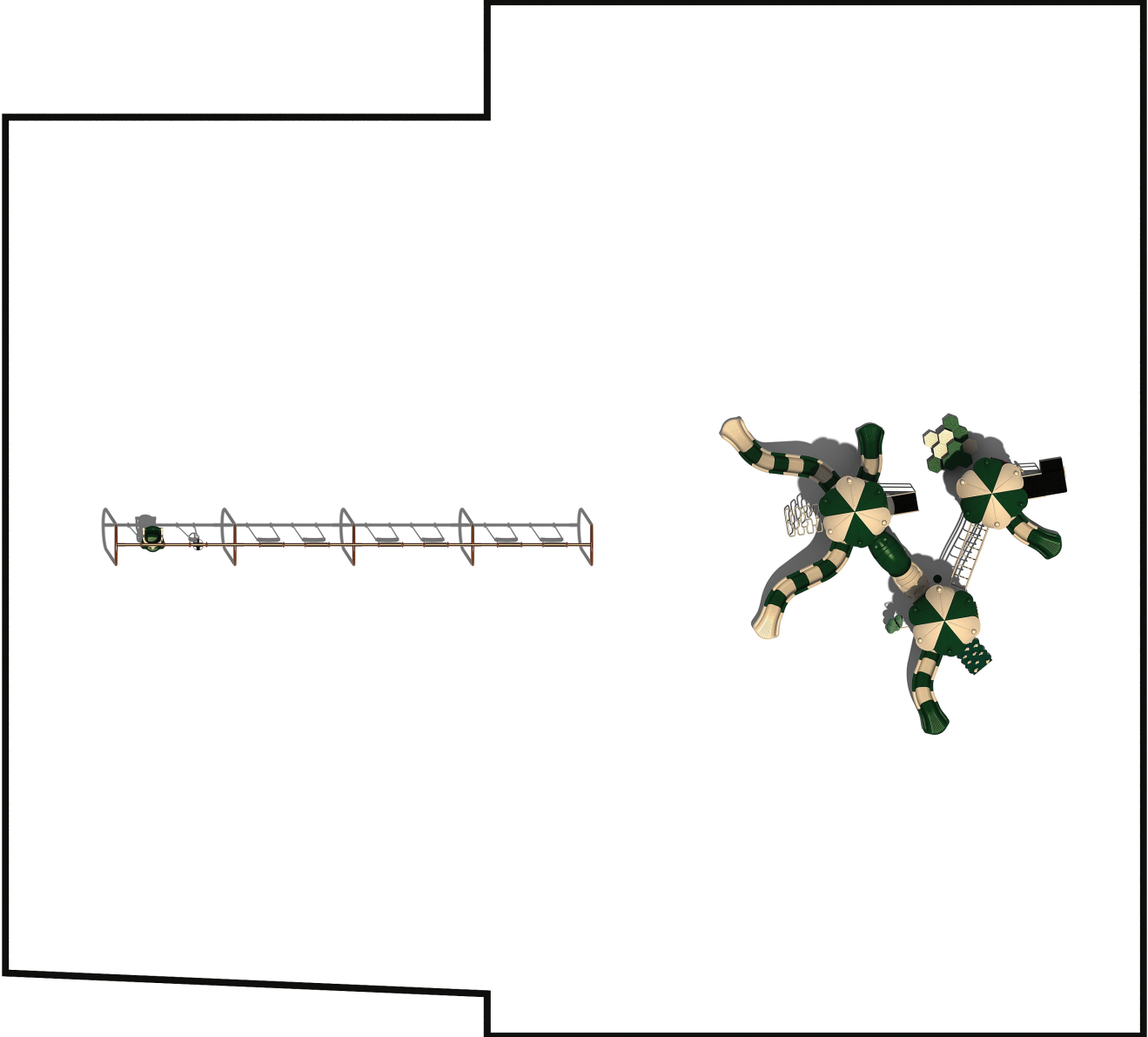
Free Shipping!

COMPONENTS: Transfer Station / Single Sectional Left Turn Side / Hex Leaf Roof / Rise Loop Climber Link / Marble Panel (Above) / Weather Panel (Below) / Rock Climber / Single Sectional Left Turn Slide / Spiral Bean Climber / Portal Tunnel / Single Seat / Guardrail w/ship's Wheel (Above) / Fun w/Bugs Panel (Below) / Stairs / Guardrail (Above) / Racing Game Panel (Below) / Vertical Rock Climber Below / S-Shape Single Sectional Slide / Guardrail Below / Hopscotch Climber / Window Panel Above / Hive Climber / 4 In A Row Panel / Rain Wheel

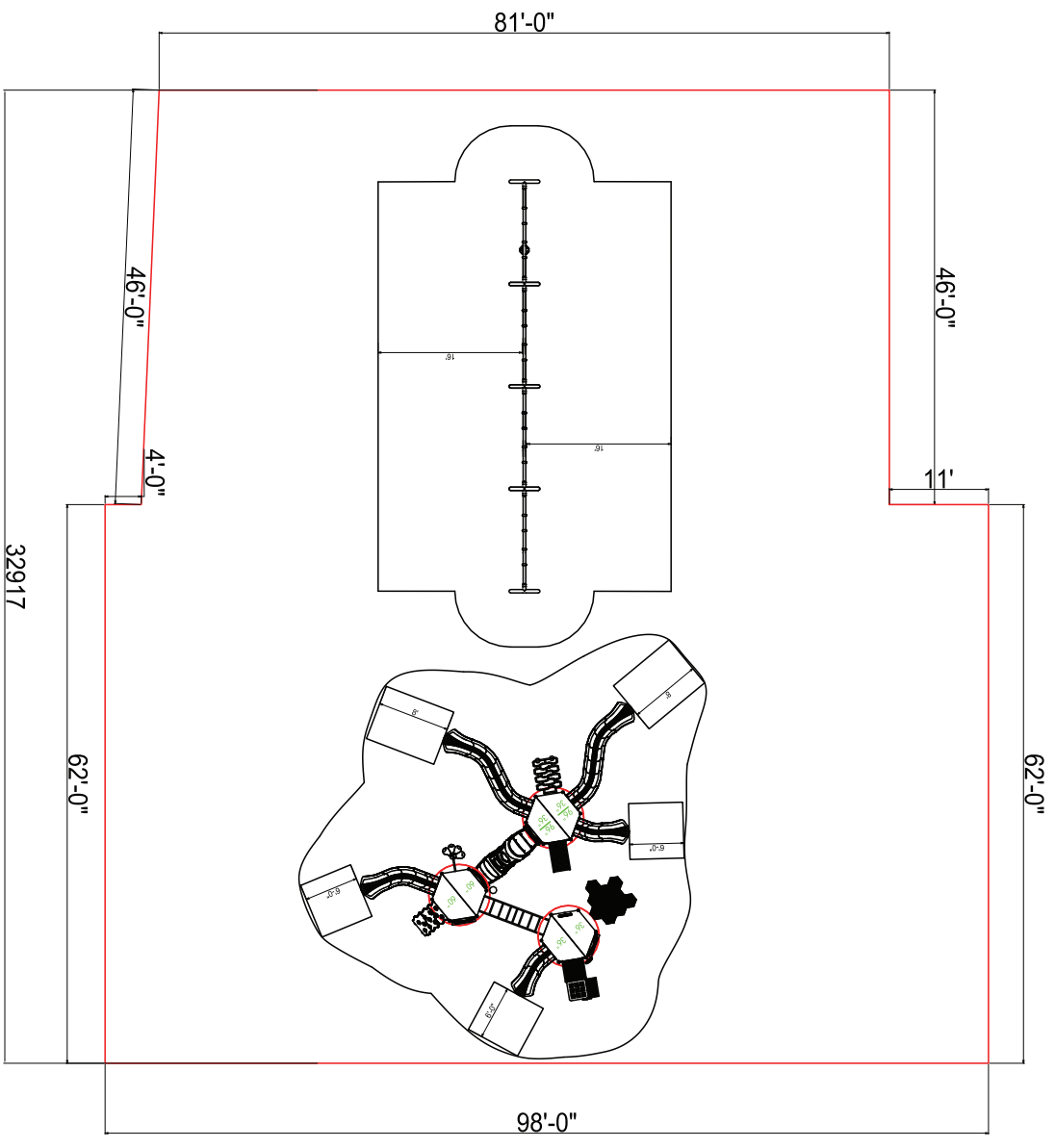








Compliance:
 This play structure has been designed to meet the safety requirements established in:
 - 2010 ADA Standard
 - ASTM F1487
 - CPSC Pub #325
 when the play structure is installed over a properly maintained surfacing material which is in compliance with:
 - ASTM F1292
 - ASTM F1951
 and is appropriate for the highest designated play surface of the structure.



Drawing No: KP-22010
 Date: 08/02/2023
 Scale: To Fit

Structure Size: 36'-1" x 33'-3" x 18'
 Recommended Use Zone: 98'-0" x 108'-0"
 Surface Area: 2448 Sq Ft

HDPs: 8'
 Age Group: 5-12
 Capacity: 54-58
 Weight: 7208 lbs

Creative Recreational Systems, Inc