



Use Zone: 43' x 31'



Age Group: 2-12




Occupancy: 42 - 46



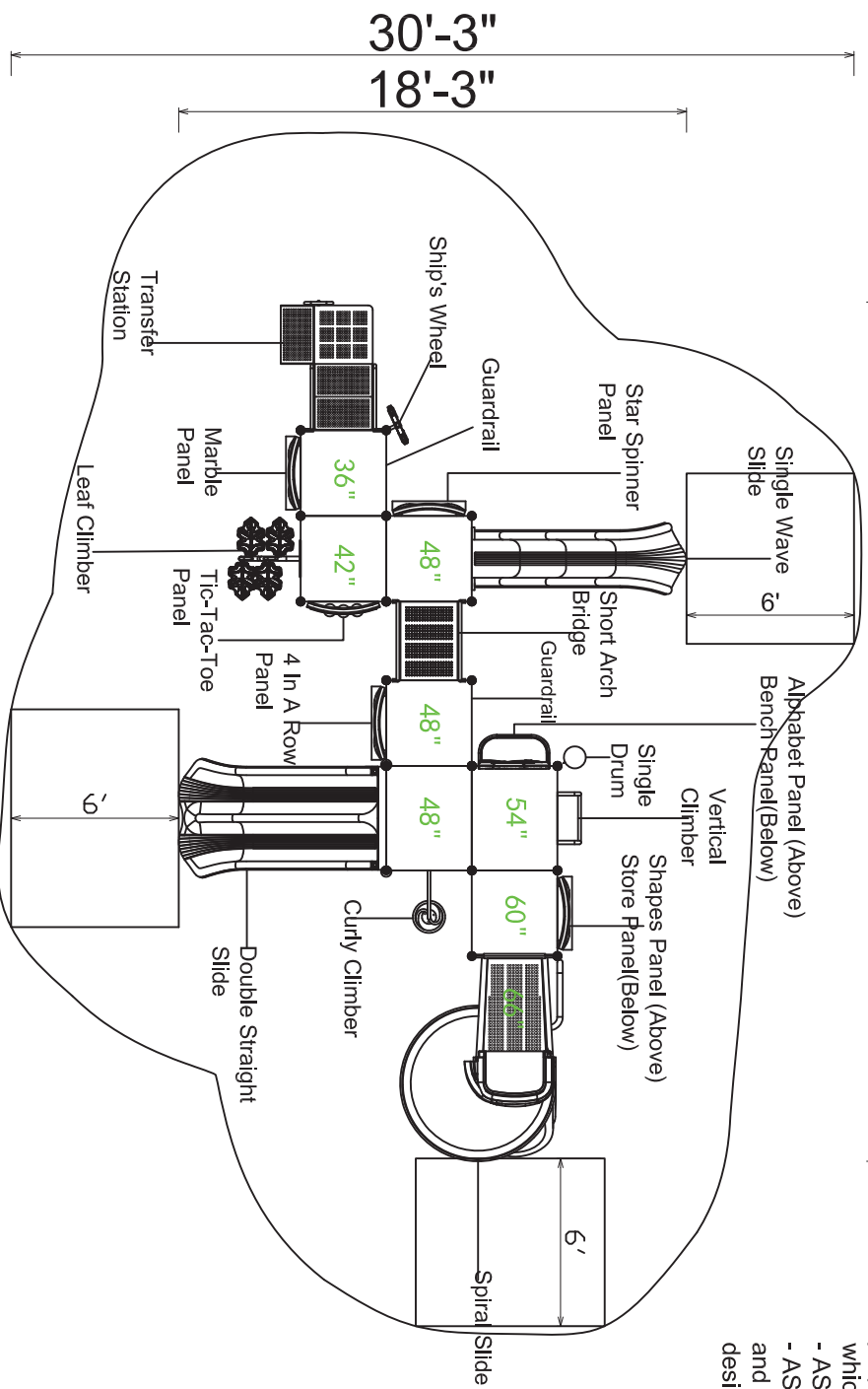
Free Shipping!

COMPONENTS: Single Wave Slide / Alphabet Panel (Above) / Bench Panel (Below) / Vertical Climber / Star Spinner Panel / Shapes Panel (Above) / Store Panel (Below) / Single Drum / Four Leaf Roof / Short Arch Bridge / Guardrail / Spiral Slide / Ship's Wheel / Curly Climber / Marble Panel / Tic-tac-toe Panel / Double Straight Slide / Transfer Station / Leaf Climber / 4 In A Row Panel

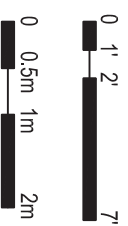




42'-10"
30'-10"



Compliance:
 This play structure has been designed to meet the safety requirements established in:
 - 2010 ADA Standard
 - ASTM F1487
 - CPSC Pub #325
 when the play structure is installed over a properly maintained surfacing material which is in compliance with:
 - ASTM F1292
 - ASTM F1951
 and is appropriate for the highest designated play surface of the structure.



Alamo Ranch HOA

Drawing No: KP-32982
 Date: 21-07-2020
 Scale: To Fit

Structure Size: 30'-10"x18'-3"x10'-2"
 Recommended Use Zone: 42'-10"x30'-3"
 Surface Area: 1333 Sq Ft

HDPS: 5-6"
 Age Group: 2-12
 Capacity: 42-46

Creative Recreational Systems