



Use Zone: 52' x 27'



Age Group: 2-12



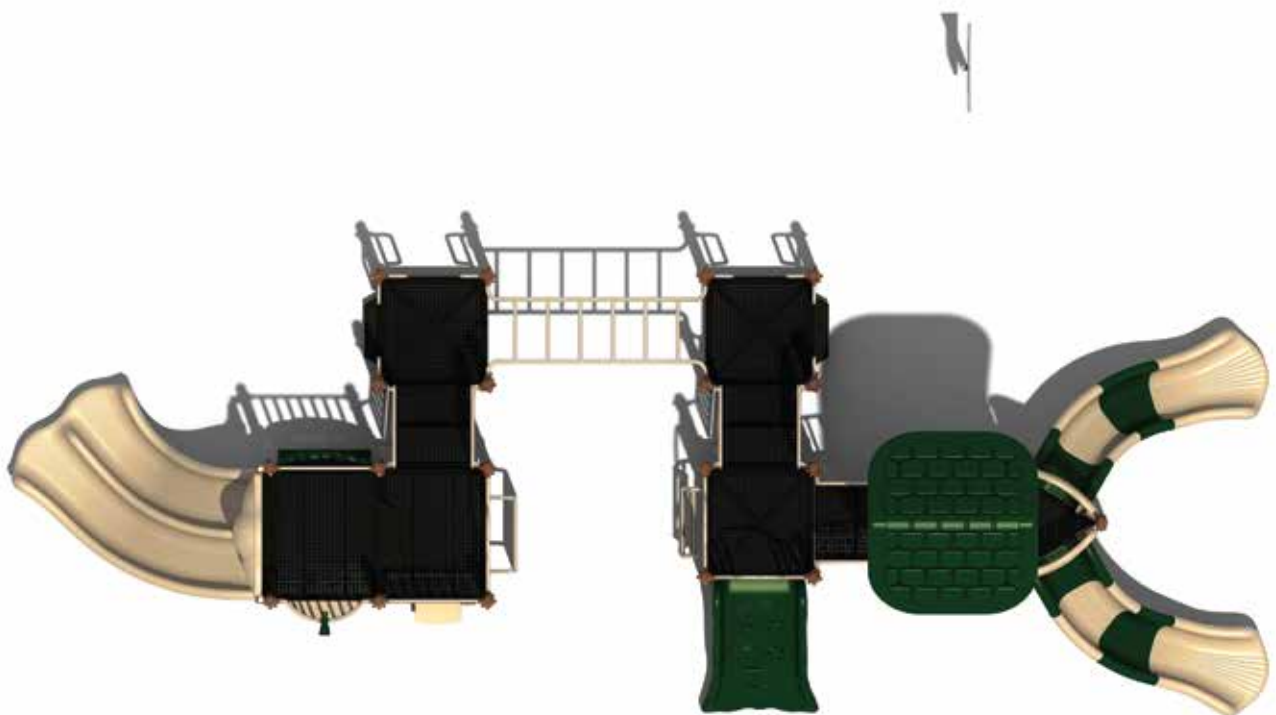
Occupancy: 38-42



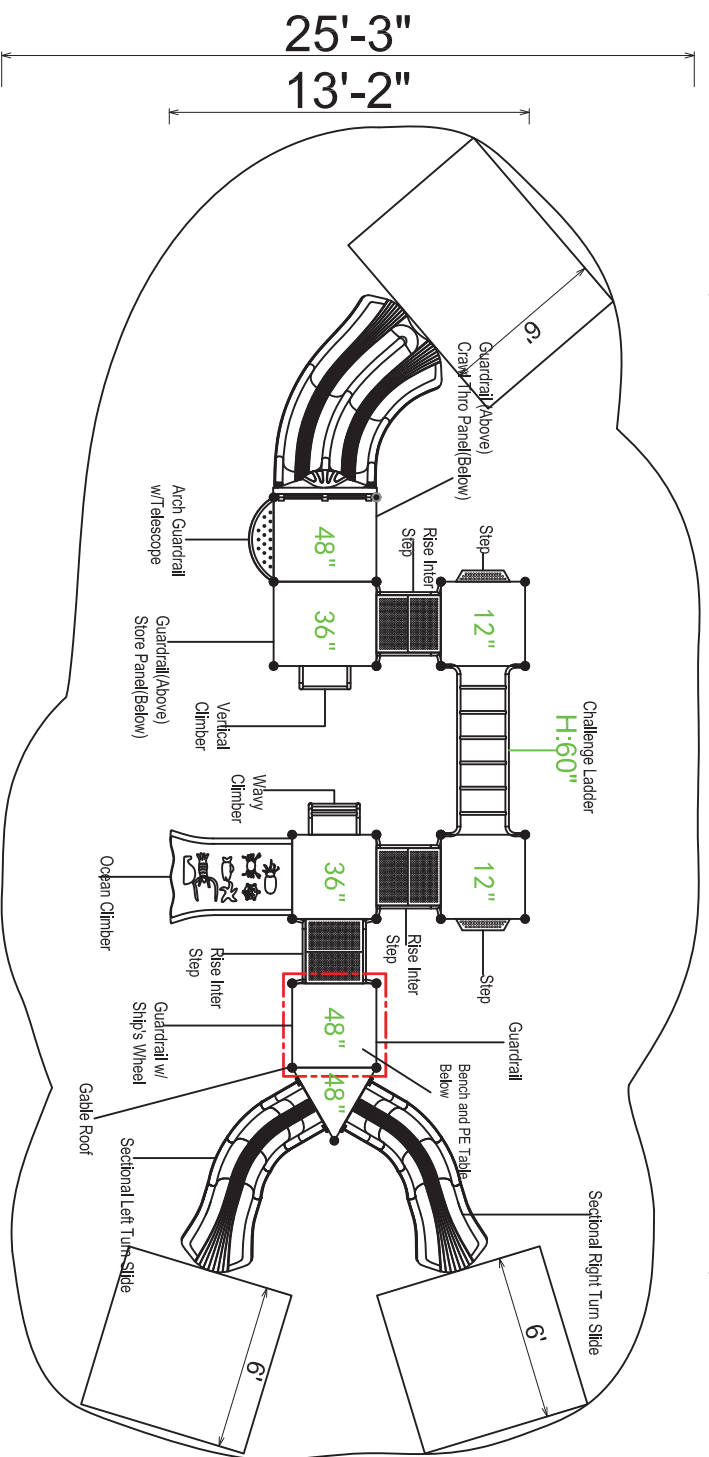
Free Shipping!

COMPONENTS: Challenge Ladder / Sectional Right Turn Slide / Guardrail / Guardrail (Above) / Crawl Thro Panel (Below) / Step / Bench And Pe Table Below / Rise Inter Step / Wavy Climber / Verticle Climber / Arch Guardrail W/ Telescope / Guardrail (Above) / Store Panel (Below) / Ocean Climber / Guardrail W/ship's Wheel / Sectional Left Turn Slide / Gable Roof

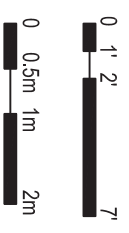




48'-5"
35'-8"



Compliance:
This play structure has been designed to meet the safety requirements established in:
- 2010 ADA Standard
- ASTM F1487
- CPSC Pub #325
when the play structure is installed over a properly maintained surfacing material which is in compliance with:
- ASTM F1292
- ASTM F1951
and is appropriate for the highest designated play surface of the structure.



First New Jersey
Asset Management

Drawing No: KP-32965

Date: 08/07/2020

Scale: To Fit

Structure Size: 35'-8" x 13'-2" x 10'-1"

Recommended

Use Zone: 48'-5" x 25'-3"

Surface Area: 1274 sq ft

HDPs: 5'

Age
Group: 2-12

Capacity: 38-42

Creative Recreational
Systems