



Use Zone: 33' x 29'



Age Group: 2-12




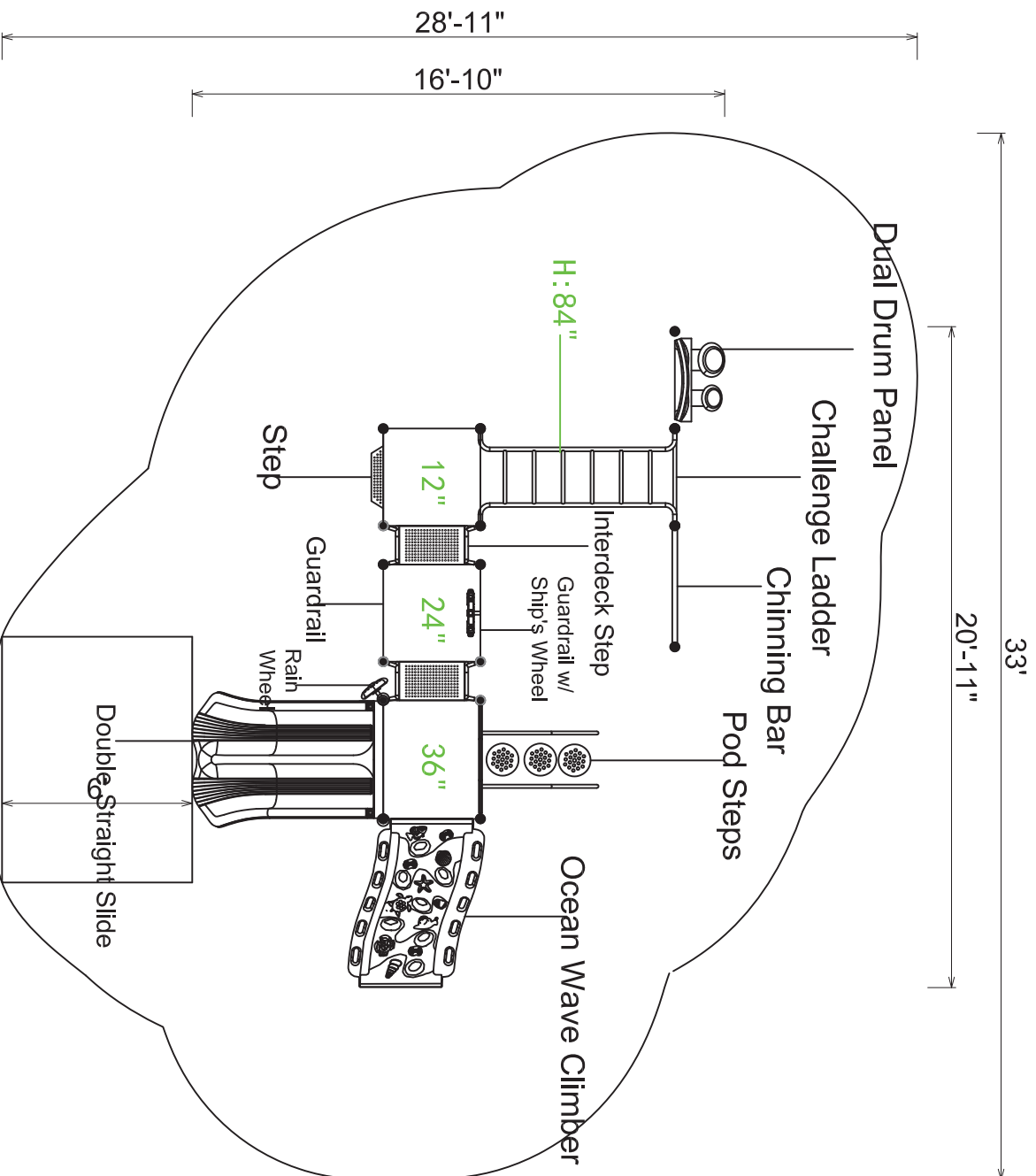
Occupancy: 22-26



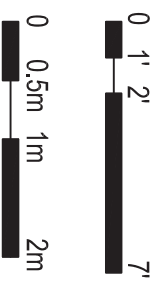
Free Shipping!

**COMPONENTS:** Dual Drum Panel / Challenge Ladder /  
Chinning Bar / Pod Steps / Interdeck Step / Guardrail  
W/ship's Wheel / Ocean Wave Climber / Guardrail / Rain  
Wheel / Step / Double Straight Slide





**Compliance:**  
 This play structure has been designed to meet the safety requirements established in:  
 -2010 ADA Standard  
 -ASTM F1487  
 -CPSC Pub #325  
 when the play structure is installed over a properly maintained surfacing material which is in compliance with:  
 -ASTM F1292  
 -ASTM F1951  
 and is appropriate for the highest designated play surface of the structure.



<p><b>Tule Park 2-5</b></p>	<p>Drawing No: KP-32959          Date: 01 July 2020          Scale: To Fit</p>		<p>Structure Size: 20'-11" X 16'-10" X 8'-11"          Recommended Use Zone: 33' X 28'-11"          Surface Area: 957 Sq Ft</p>	<p>HDPS: 7'          Age Group: 2-5          Capacity: 22-26</p>	<p><b>Creative Recreational Systems</b></p>
-----------------------------	--	--	---	--	---