



Use Zone: 36' x 28'



ADA Access: Yes



Age Range: 2-12




Free Shipping!


**COMPONENTS:** Double Slide / Square Leaf Roof / Rock Climber / Saddle Seat (Below) / Safety Panel / Crawl Tunnel / Double Drum / Arch Climber / Single Slide / ADA Transfer Station





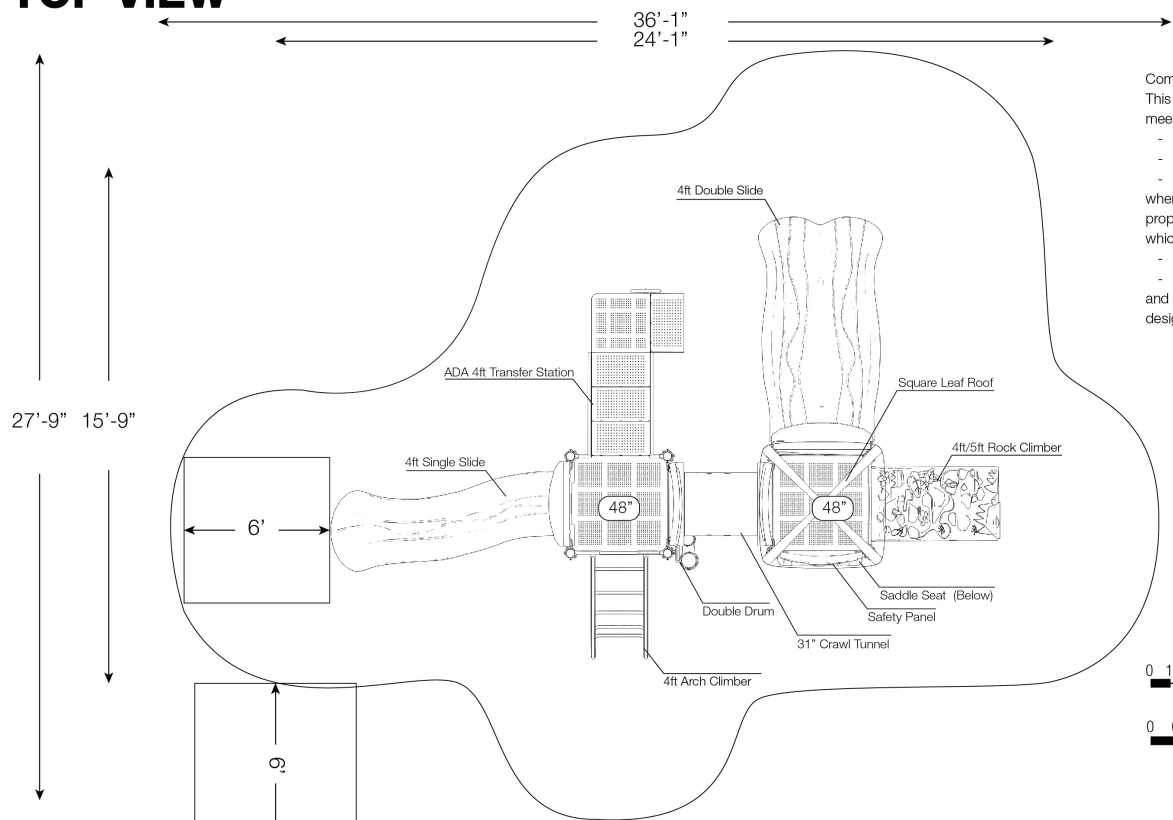








# TOP VIEW



Compliance:  
 This play structure has been designed to meet the safety requirements established in:

- 2010 ADA Standard
- ASTM F48
- CPSC Pub #325

when the play structure is installed over a properly maintained surfacing material which is in compliance with

- ASTM F292
- ASTM F1951

and is appropriate for the highest designated play surface of the structure.

**Project Name :**

Structure Size: 24'-1"×15'-9"  
 Recommended Use Zone: 36'-1"×27'-9"  
 Surface Area: 1002 Sqft

HGPS: 48"  
 Age Group: 2-12  
 Capacity: 28-32