



Use Zone: 32' x 27'



Age Group: 5-12



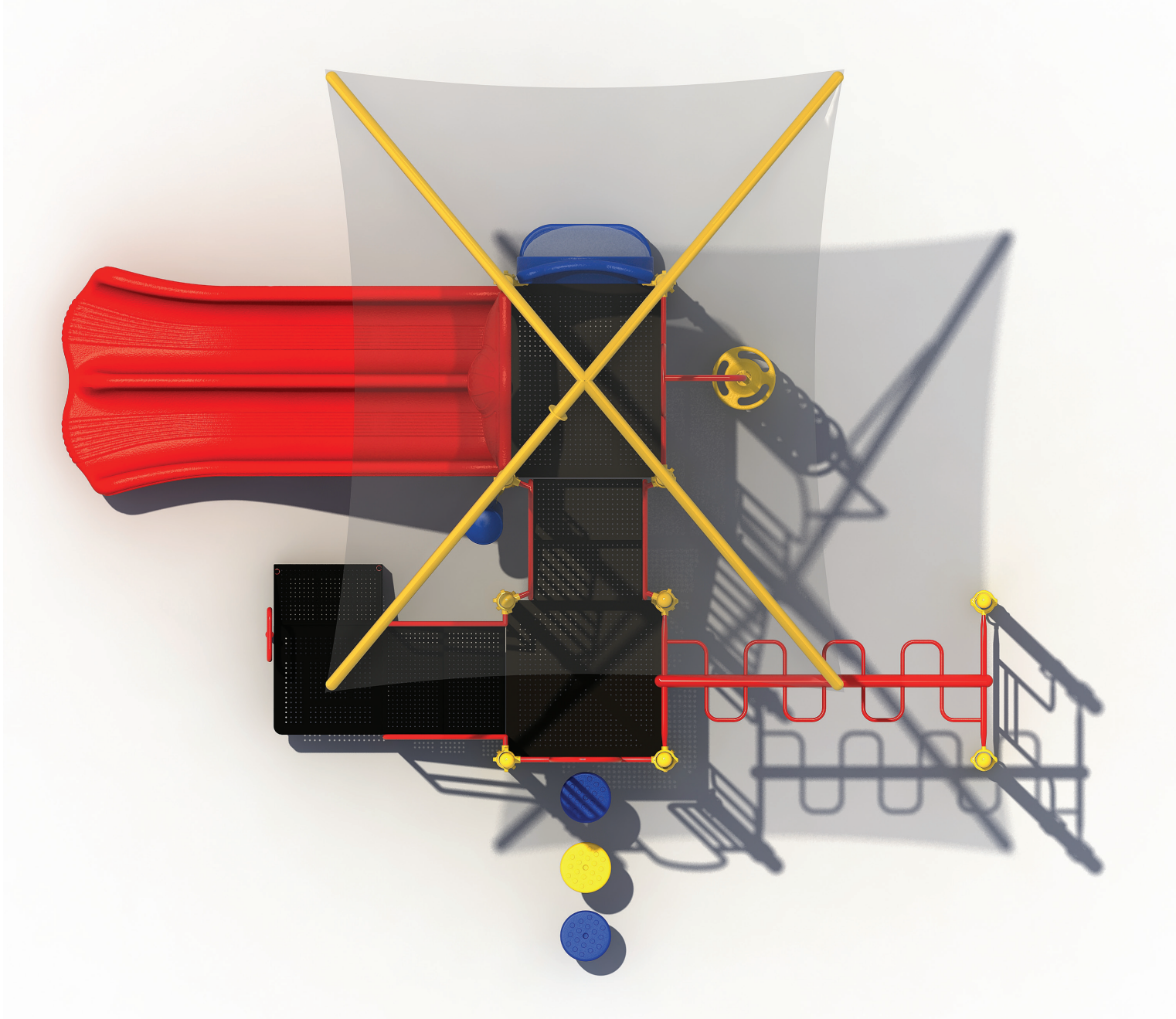
Occupancy: 22-26

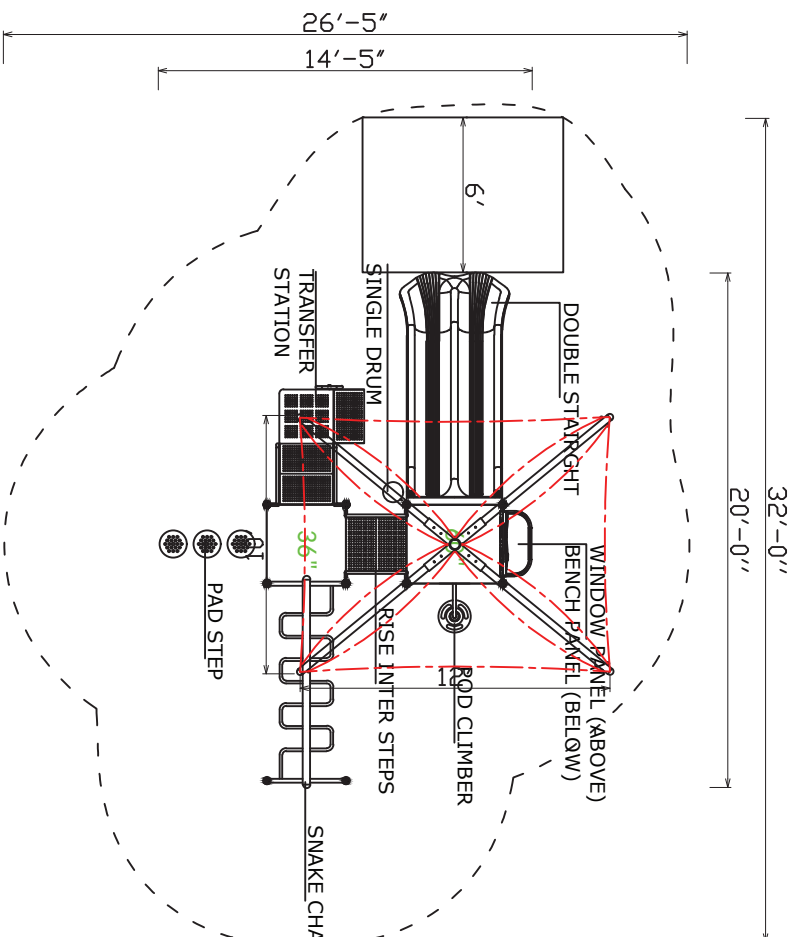


Free Shipping!

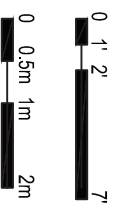
COMPONENTS: Double Straight / Window Panel (Above) / Bench Panel (Below) / Pod Climber / Single Drum / Rise Inter Steps / Transfer Station / Snake Challenge Ladder / Pad Step







Compliance:
 This play structure has been designed to meet the safety requirements established in:
 - 2010 ADA Standard
 - ASTM F1487
 - CPSC Pub #325
 when the play structure is installed over a properly maintained surfacing material which is in compliance with:
 - ASTM F1292
 - ASTM F1951
 and is appropriate for the highest designated play surface of the structure.



Camp Construction Mod Shade	Drawing No: KP-1619 Date: 08/05/2020 Scale: To Fit		Structure Size: 20'-0" X 14'-5" X 11'-7" Recommended Use Zone: 32'-0" X 26'-5" Surface Area: 864 sq ft	HDPS: 7' Age Group: 5-12 Capacity: 22-26	Creative Recreational Systems
--	--	--	--	--	--