



Use Zone: 54' x 31'



Age Group: 2-12

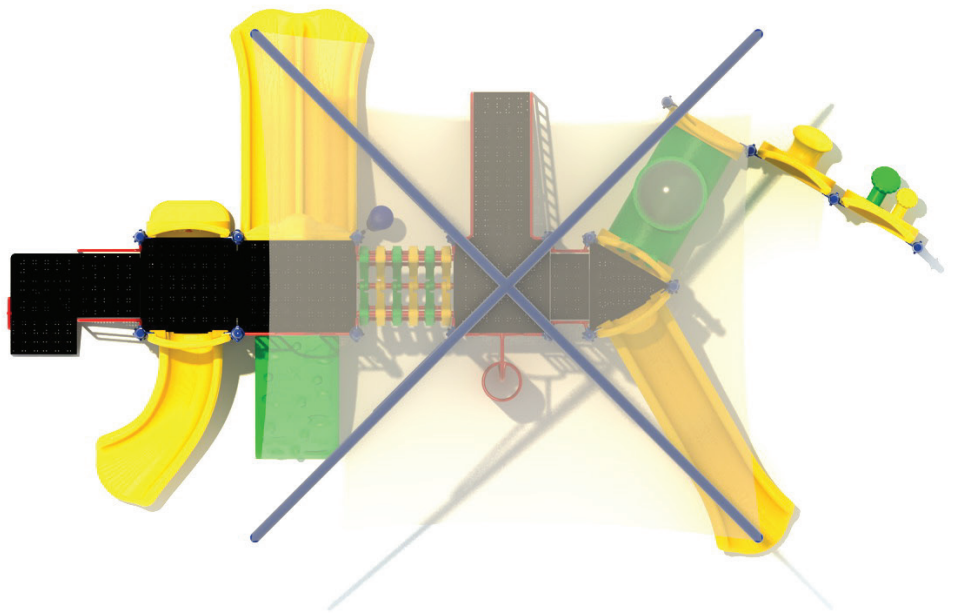


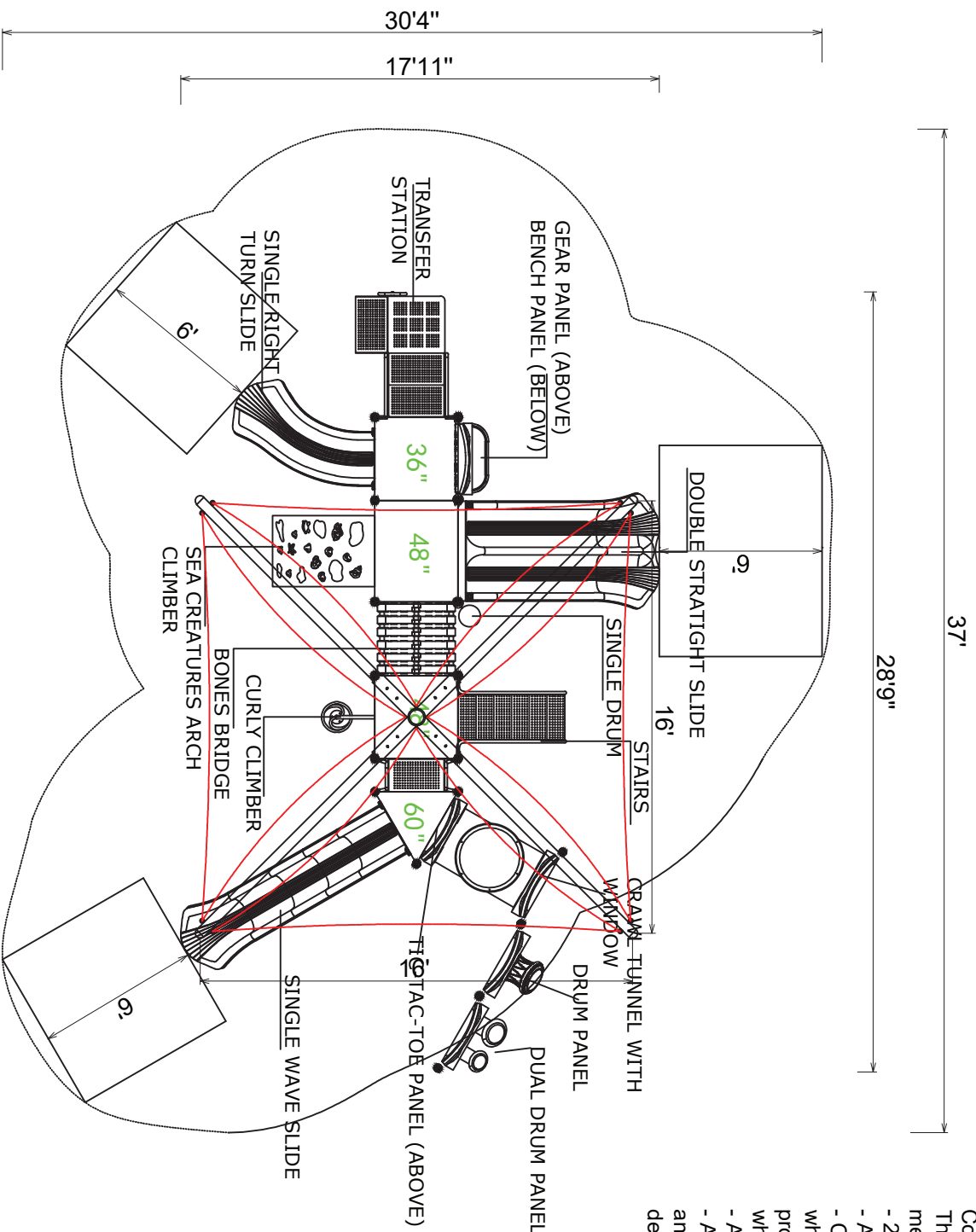
Occupancy: 30-34



Free Shipping!

COMPONENTS: Double Straight Slide / Stairs / Single Drum / Crawl Tunnel With Window / Gear Panel (Above) / Bench Panel (Below) / Drum Panel / Dual Drum Panel / Transfer Station / Tic-Tac-Toe Panel (Above) / Single Right Turn Slide / Single Wave Slide / Curly Climber / Bones Bridge / Sea Creatures Arch Climber





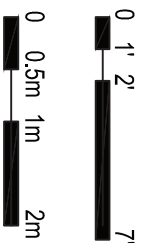
Compliance:
 This play structure has been designed to meet the safety requirements established in:

- 2010 ADA Standard
- ASTM F-1487
- CPSC Pub #325

when the play structure is installed over a properly maintained surfacing material which is in compliance with:

- ASTM F1292
- ASTM F1951

and is appropriate for the highest designated play surface of the structure.



Greenlee County

Drawing No: KP-32810
 Date: 02/04/2020
 Scale: To Fit

Structure Size: 28'-9" X 17'-11" X 10'-10"
 Recommended Use Zone: 37' X 30'-4"
 Surface Area: 1147 Sq Ft

HDPS: 60"
 Age Group: 2-12
 Capacity: 30-34

Creative Recreational Systems