



Use Zone: 36' x 35'



Age Group: 5-12



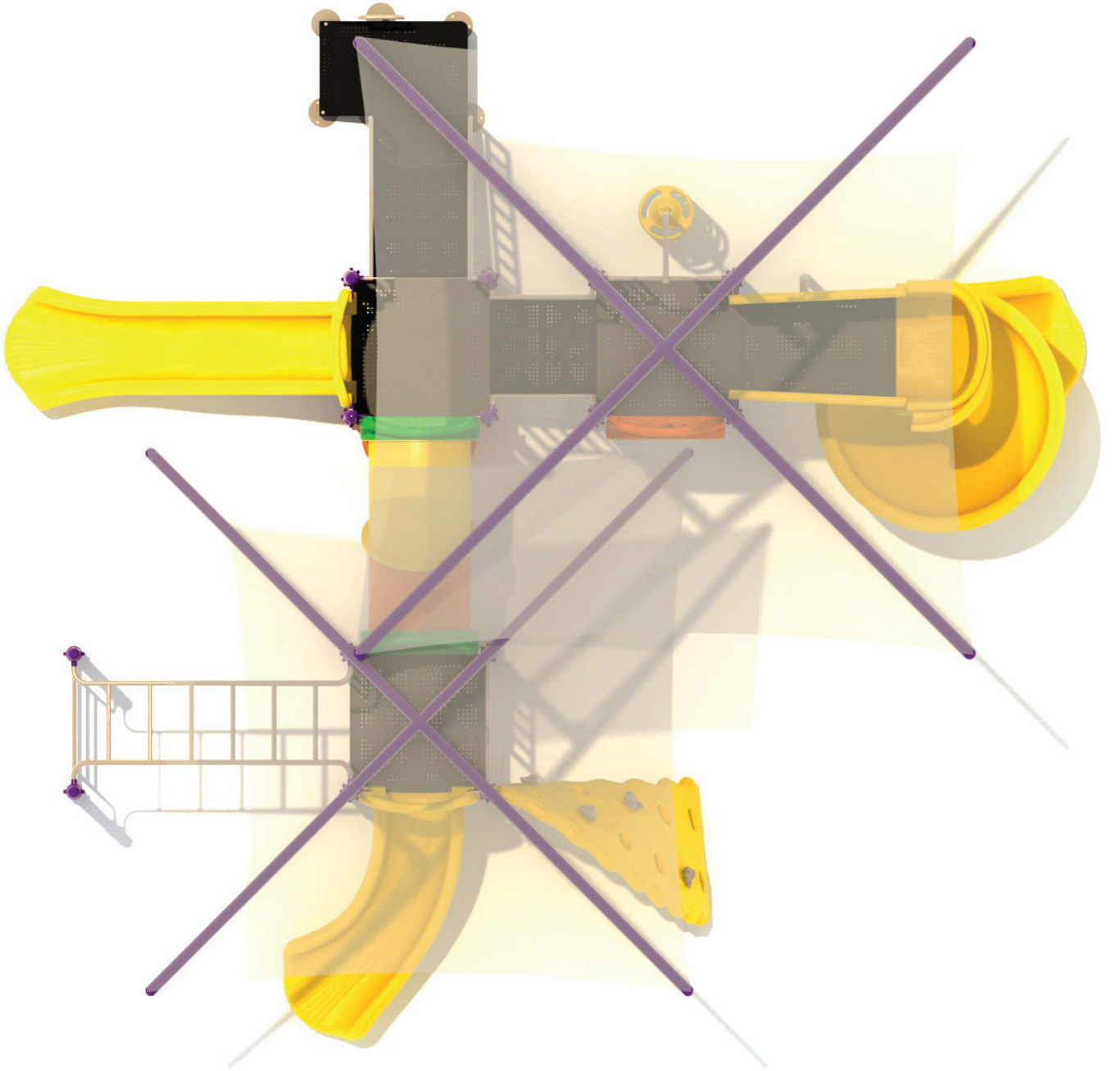
Occupancy: 32-36

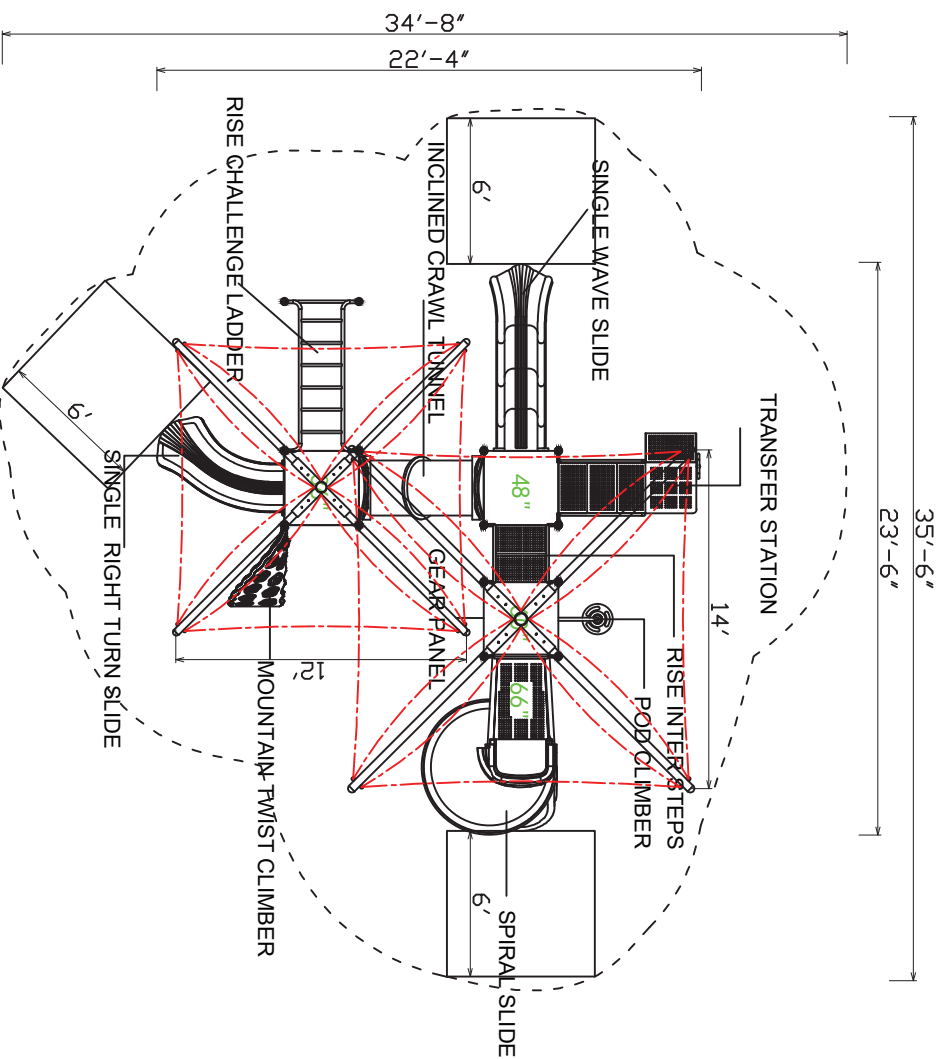


Free Shipping!

COMPONENTS: Transfer Station / Single Wave Slide / Rise Inter Steps / Pod Climber / Spiral Slide / Inclined Crawl Tunnel / Gear Panel / Mountain Twist Climber / Rise Challenge Ladder / Single Right Turn Slide







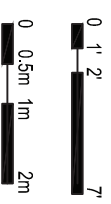
Compliance:
 This play structure has been designed to meet the safety requirements established in:

- 2010 ADA Standard
- ASTM F1487
- CPSC Pub #325

when the play structure is installed over a properly maintained surfacing material which is in compliance with:

- ASTM F1292
- ASTM F1951

and is appropriate for the highest designated play surface of the structure.



Colby Island Fun

Drawing No: KP-1605

Date: 27/05/2020

Scale: To Fit

Structure Size: 23'-6" X 22'-4" X 13'-1"

Recommended

Use Zone: 35'-6" X 34'-8"

Surface Area: 1260 sq ft

HDPs: 7'5"

Age

Group: 5-12

Capacity: 32-36

**Creative
 Recreational
 Systems**