



Use Zone: 41' x 40'



Fall Height: 7 feet



ADA Access: Yes



Age Group: 5-12



Occupancy: 64-68




Free Shipping!

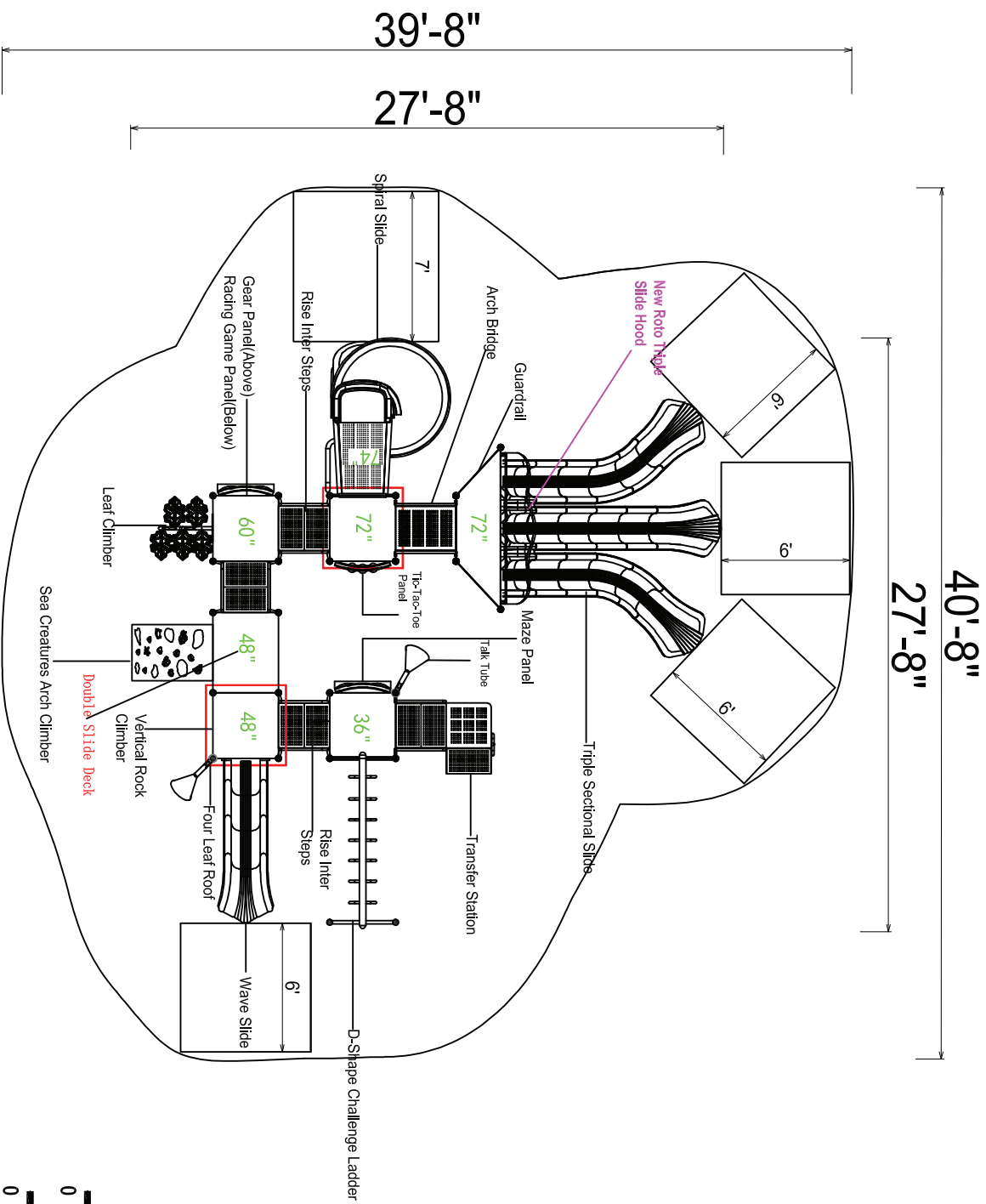
**COMPONENTS:** New Roto Triple Slide Hood / Triple Sectional Slide / Transfer Station / D-Shape Challenge Ladder / Rise Inter Steps / Wave Slide / Four Leaf Roof / Vertical Rock Climber / Double Slide Deck / Sea Creatures Arch Climber / Talk Tube / Maze Panel / Tic-Tac-Toe Panel / Leaf Climber / Gear Panel (Above) / Racing Game Panel (Below) / Rise Inter Steps / Spiral Slide / Arch Bridge / Guardrail





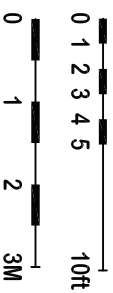






40'-8"  
27'-8"

**Compliance:**  
 This play structure has been designed to meet the safety requirements established in:  
 - 2010 ADA Standard  
 - ASTM F1487  
 - CPSC Pub #325  
 when the play structure is installed over a properly maintained surfacing material which is in compliance with:  
 - ASTM F1292  
 - ASTM F1951  
 and is appropriate for the highest designated play surface of the structure.



Drawing No: KP-22013  
 Date: 19-07-2023  
 Scale: To Fit

Structure Size: 27'-8" x 27'-8" x 15'-10"  
 Recommended Use Zone: 40'-8" x 39'-8"  
 Surface Area: 1640 Sq Ft

HDPs: 7'  
 Age Group: 5-12  
 Capacity: 64-68  
 Weight: 4500 lbs

**Creative Recreational Systems, Inc.**