



Use Zone: 46' x 26'



ADA Access: Yes



Age Group: 2-12




Occupancy: 24-28




Free Shipping!

**COMPONENTS:** Sectional Straight Slide / Talk Tube / Tic-Tac-Toe Panel / Pod Climber / Uphill Climber Link / Invert Arch Climber / Wheel Challenge Ladder / Sail Rock Climber / Transfer Station / Gear Panel / Ship's Wheel / Right Turn Slide



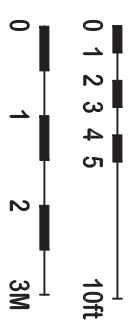
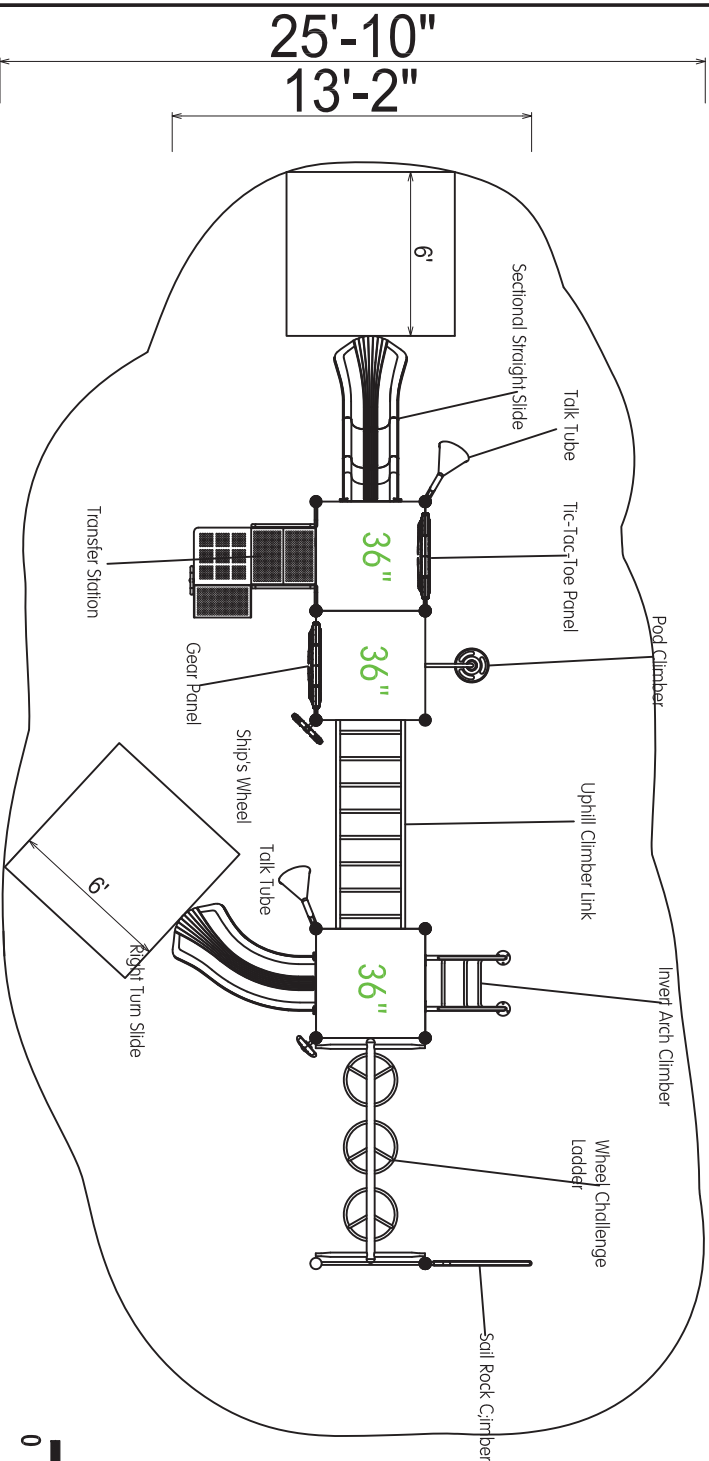






# Top View Detail

46'-4"  
34'-2"



**Compliance:**  
 This play structure has been designed to meet the safety requirements established in:  
 - 2010 ADA Standard  
 - ASTM F1487  
 - CPSC Pub #325  
 when the play structure is installed over a properly maintained surfacing material which is in compliance with:  
 - ASTM F1292  
 - ASTM F1951  
 and is appropriate for the highest designated play surface of the structure.

Drawing No: MX-34152 Date: 29/04/2021 Scale: To Fit	Structure Size: 34'-2" x 13'-2" x 8'-5" Recommended Use Zone: 46'-4" x 25'-10" Surface Area: 1222 Sq Ft	HDPS: 3 Age Group: 2-12 Capacity: 24-28 Weight: 2900 lbs	<b>Creative Recreational Systems</b>
---	---	---	--------------------------------------