

Hi-MO 5

(G2)

LR5-72HBD 540~560M

- Based on M10 wafer, best choice for ultra-large power plants
- Advanced module technology delivers superior module efficiency
 - M10 Gallium-doped Wafer
 - Integrated Segmented Ribbons
 - 9-busbar Half-cut Cell
- Globally validated bifacial energy yield
- High module quality ensures long-term reliability

12

12-year Warranty for Materials and Processing

30

30-year Warranty for Extra Linear Power Output

Complete System and Product Certifications

IEC 61215, IEC 61730, UL 61730

ISO9001:2015: ISO Quality Management System

ISO14001: 2015: ISO Environment Management System

ISO45001: 2018: Occupational Health and Safety

IEC62941: Guideline for module design qualification and type approval

LONGI



21.7%
MAX MODULE
EFFICIENCY


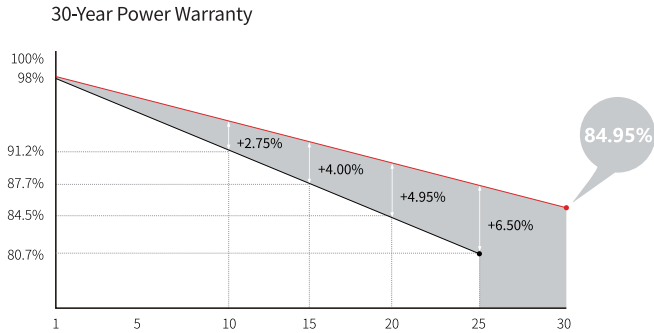
0~3%
POWER
TOLERANCE

<2%
FIRST YEAR
POWER DEGRADATION

0.45%
YEAR 2-30
POWER DEGRADATION

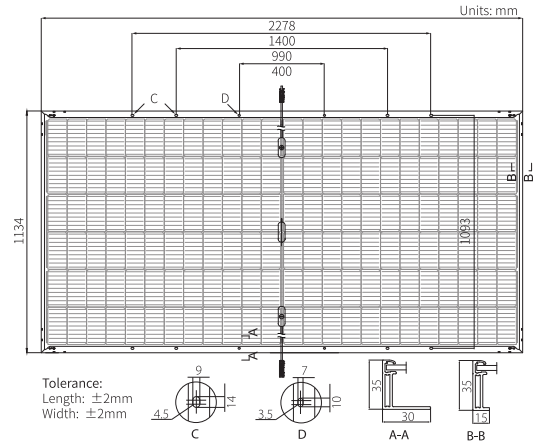
HALF-CELL
Lower operating temperature

Additional Value



Mechanical Parameters

Cell Orientation	144 (6×24)
Junction Box	IP68, three diodes
Output Cable	4mm ² , +400, -200mm/±1400mm length can be customized
Glass	Dual glass, 2.0+2.0mm heat strengthened glass
Frame	Anodized aluminum alloy frame
Weight	32.6kg
Dimension	2278×1134×35mm
Packaging	31pcs per pallet / 155pcs per 20' GP / 620pcs or 558pcs(Only for USA) per 40' HC



Electrical Characteristics

STC : AM1.5 1000W/m² 25°C NOCT : AM1.5 800W/m² 20°C 1m/s Test uncertainty for Pmax: ±3%

Module Type	LR5-72HBD-540M		LR5-72HBD-545M		LR5-72HBD-550M		LR5-72HBD-555M		LR5-72HBD-560M	
	STC	NOCT	STC	NOCT	STC	NOCT	STC	NOCT	STC	NOCT
Maximum Power (Pmax/W)	540	403.6	545	407.4	550	411.1	555	414.8	560	418.6
Open Circuit Voltage (Voc/V)	49.50	46.54	49.65	46.68	49.80	46.82	49.95	46.97	50.10	47.11
Short Circuit Current (Isc/A)	13.85	11.17	13.92	11.23	13.99	11.29	14.05	11.34	14.10	11.38
Voltage at Maximum Power (Vmp/V)	41.65	38.86	41.80	39.00	41.95	39.14	42.10	39.28	42.25	39.42
Current at Maximum Power (Imp/A)	12.97	10.39	13.04	10.45	13.12	10.51	13.19	10.56	13.26	10.62
Module Efficiency(%)	20.9		21.1		21.3		21.5		21.7	

Electrical characteristics with different rear side power gain (reference to 550W front)

Pmax/W	Voc/V	Isc/A	Vmp/V	Imp/A	Pmax gain
578	49.80	14.68	41.95	13.77	5%
605	49.80	15.38	41.95	14.43	10%
633	49.90	16.08	42.05	15.08	15%
660	49.90	16.78	42.05	15.74	20%
688	49.90	17.48	42.05	16.39	25%

Operating Parameters

Operational Temperature	-40°C ~ +85°C
Power Output Tolerance	0 ~ 3%
Voc and Isc Tolerance	±3%
Maximum System Voltage	DC1500V (IEC/UL)
Maximum Series Fuse Rating	30A
Nominal Operating Cell Temperature	45±2°C
Protection Class	Class II
Bifaciality	70±5%
Fire Rating	UL type 29 IEC Class C

Mechanical Loading

Front Side Maximum Static Loading	5400Pa
Rear Side Maximum Static Loading	2400Pa
Hailstone Test	25mm Hailstone at the speed of 23m/s

Temperature Ratings (STC)

Temperature Coefficient of Isc	+0.050%/°C
Temperature Coefficient of Voc	-0.265%/°C
Temperature Coefficient of Pmax	-0.340%/°C