

Lynx Gateway

- Serial protocol support for Modbus (RTU and ASCII) Master/Slave
- Network protocol support for Modbus TCP (Server/Client)
- Supports Raw Serial to Ethernet conversion with Telnet RFC2217
- Serial Interface support for RS232, RS422 and RS485 network
- Serial Baud rate: 300 bps to 115.2 Kbps
- Ethernet interface support: 10/100Mbps with Auto Negotiation
- Configurable using Embedded Web server and Application software
- Network Protocols: ARP, TCP/IP, HTTP, BOOTP, TFTP, ICMP, TELNET, DHCP, AutoIP
- Isolation between Communication Ports & Input Power supply





Ordering Information

Cat. No.	Description
25A11A0	12 - 24 VDC, Protocol Converter, Modbus TCP - Modbus RTU/ASCII
25B11A0	12 - 24 VDC, Serial to Ethernet Converter

Lynx Gateway



Cat. No.	25A11A0	25B11A0	
Parameters			
Supply Voltage (±)	12 - 24 VDC		
Supply Variation	-10% to +25%		
Power Consumption (Max.)	2 W		
Protocol Conversion	Modbus RTU / ASCII to Modbus TCP	N.A	
Operation Mode	Modbus RTU / ASCII (Master / Slave), Modbus TCP (Server / Client)	Raw, Telnet	
Configuration Management	HTTP Web Server and Application software		
Serial Interface	Number of Serial Ports	1	2
	Serial Interface	Port1: Screw terminals for RS232, RS422 and RS485 interface	Port1: Screw terminals for RS232, RS422 and RS485 interface, Port2: RJ11 for RS232 Interface
	Signals	RS232 : RXD, TXD, GND RS422 :TX+, TX-, RX+, RX-, GND RS485 : TX+ (D+), TX- (D-), GND	
	Serial Interface Selection	For Port1: Mode selection using RST switch with Mode LED indication	
	Serial Communication Parameters	Baud Rate : 300bps to 115.2Kbps Data Bits : 7,8 ; Flow Control : None Parity : Odd, Even, None Stop Bits : 1,2	
	Fail safe resistor	4K7 Resistor Pull up (TX+) & Pull Down (TX-) on BUS	
	Terminating Resistor Isolation	Connect externally if required Isolation 2 KVrms	
	LAN Interface	Port	RJ45, Ethernet 10/100 Mbps
LAN Isolation		1.5KVrms magnetic Isolation	
Network Protocol's Supported		Protocols for Communication : TCP/IP, Modbus Standard Protocols used : HTTP, DHCP, AutoIP, UPnP, TCP, UDP, IP, ARP, ICMP, Protocols used for firmware updating : BOOTP, TFTP	Protocols for Communication : Raw, Telnet-RFC2217 Standard Protocols used : HTTP, DHCP, AUTOIP, UPnP, TCP, UDP, IP, ARP, ICMP, Protocols used for firmware updating : BOOTP, TFTP
Isolation		1.5KVrms magnetic Isolation	
Feature	Mapping and Background Processing Data Block (BPD)	N.A	
Configuration Software	Windows Based Software to Configure Ports as well as Selection of Protocol Driver		
Reset	Front Panel recessed , Loads Default Factory Settings & Serial Mode selection		
LED Indications	Serial TX and RX, LAN: LINK and Activity, Power ON, Error, Mode Selection Indication LED		
Operating Temperature	0°C to + 55°C		
Enclosure	Flame Retardant UL94-V0		
Dimension (W x H x D) (in mm)	72 X 90 X 58		
Weight (unpacked)	185 g		
Mounting	Base / DIN Rail		
Certification	 		

EMI / EMC

ESD	IEC 61000-4-2
EFT (On Supply Lines)	IEC 61000-4-4
EFT (On Communication Line)	Port-1 : IEC 61000-4-4
Radiated Susceptibility	IEC 61000-4-3
Surges (DC Power Ports)	IEC 61000-4-5
Conducted Susceptibility	IEC 61000-4-6
Voltage Dips & Interruptions (AC)	IEC 61000-4-11
Conducted Emission	CISPR 14-1
Radiated Emission	CISPR 14-1
Power Frequency Magnetic Field Immunity	IEC 61000-4-8

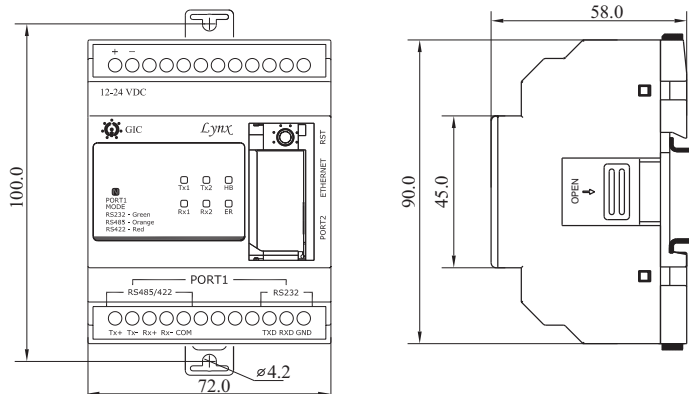
Environmental Compliance

Cold Heat	IEC 60068-2-1
Dry Heat	IEC 60068-2-2
Vibration	IEC 60068-2-6
Repetitive Shock	IEC 60068-2-27
Non-Repetitive Shock	IEC 60068-2-27

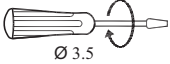

Lynx Gateway



MOUNTING DIMENSIONS (mm)



TERMINAL TORQUE & CAPACITY

	0.54 N.m (6 Lb.in)
	1 x 2.5 mm ² Solid Wire/Stranded
AWG	1 x 24 to 12