

BAJARACK WARRANTY



This Limited Warranty covers BajaRack products and all accessories for a period of 2 years from the date of purchase to the original owner of the product and does not apply once the equipment is sold or transferred to another person.

This Warranty does not cover the cost of removal of reinstallation or the product. BajaRack warrants (subject to conditions listed in this warranty) all products to be free of manufacturing defects in materials and workmanship.

Warranty claim requirements

The claim has to be submitted during the warranty period at the place of purchase or directly at our corporate office located:



BajaRack Adventure Equipment
2275 Michael Faraday Drive, Suite 6
San Diego, CA 92154 USA
Phone Number: 760-621-0171

On your product you will find a label with a serial number. If you remove this label, please save the serial number in a safe place. You will need it if you want to make a warranty claim in the future. Any cost incurred to transport the defective product "to and from" will be the customer's responsibility.



Warranty resolution

Subject to BajaRack inspection of the product, the company will remedy defects in materials and/or workmanship by repairing or replacing, at BajaRack's option, the defective product without charge for parts or labor, subject to the limitations and exclusions described in this warranty. BajaRack may elect, at its option, not to repair or replace a defective product, in which case BajaRack will issue to the original retail purchaser, at BajaRack's option, either a full refund equal to the purchase price paid for the product, or a credit to be used toward the purchase of new BajaRack products or accessories.

Limitations of Liability

BajaRack is not liable for damage caused by shipping or transport of BajaRack products. It is the responsibility of the original retail purchaser to inspect all products prior to acceptance and to notify the shipping carrier in a timely manner so that any claim for damages can be made. If timely notification to the shipping carrier by the original retail purchaser is not made regarding damage caused during the transport of the product, a claim for damages may not be possible, and all liability falls to the original retail purchaser. This warranty does not apply if accident, abuse, misuse, collision, overloading, modification, misapplication, improper installation, or improper service has damaged the Product.

BAJARACK SHALL NOT BE LIABLE FOR ANY DIRECT, INDIRECT, CONSEQUENTIAL, INCIDENTAL, SPECIAL, EXEMPLARY, OR PUNITIVE DAMAGES OR FOR ANY OTHER DAMAGES OF ANY KIND OR NATURE [NO PERIOD.] (INCLUDING, BUT NOT LIMITED TO, LOST PROFITS, DOWN TIME OR LOSS OF USE) UNDER ANY LEGAL THEORY, EVEN IF BAJARACK WAS ADVISED OF THE POSSIBILITY OF SUCH DAMAGES. BAJARACK'S SOLE LIABILITY IS LIMITED TO THE REMEDY SET FORTH ABOVE.

BajaRack reserves the right to change Product design without notice.



LAND ROVER DISCOVERY I & II

(1994-2004)
STANDARD, UTILITY AND
EXPEDITION RACKS



RACK COMPONENTS



What's in the box

- | | |
|-----------------|------|
| A) Rack | (1x) |
| B) Front clamps | (2x) |
| C) Rear clamps | (6x) |

- | | |
|--|------|
| D) Special washer | (8x) |
| E) Bolt 3/8" x 2 1/2" | (8x) |
| F) Lock washer 3/8" | (8x) |
| G) Jam nut 5/16" | (8x) |
| H) Cup point screw 5/16" | (8x) |
| I) Bolt 5/16" x 3/4" | (4x) |
| J) Lock washer 1/4" | (4x) |
| K) Washer 7/16" | (4x) |
| L) Grease, for use with all bolts with lock nuts | (1x) |

Recommended Tools

- 9/16" wrench or ratchet tool and torquemeter
- 5mm Allen wrench and torquemeter
- 1/2" wrench or ratchet tool and torquemeter
- RTV Silicone sealant

Tips and recommendations

(please read)

- Please Install your rack with the help of a friend.
- The load limit of your rack is 300lb, please do not exceed.
- Your Rack is an accessory; it is not protection for rollovers


INSTALLATION STEPS

- 1 Take components out of the box and place them on a flat surface. With the help of another person, place the rack on top of the roof so that the welded brackets align into the vehicle's rain gutters (Fig. 1).



Fig. 1

Note: The front welded brackets are adjustable and are sent pre-assembled to the rack (Fig.2). For adjust to the required height is necessary to loosen bolts (I) and adjust the plates to the vehicle's rain gutters, then tighten bolts (I) to 45 inches lbs.



Front welded bracket adjustable

Fig. 2

- 2 Insert bolt (E) in lock washer (F), then insert in special washer (D) and add grease (H) on bolt, next, place the assembly inside the clamp housing of each rack bracket. The wide part of the special washer is beside of the rack bracket.



Special washer



Bolt with grease



For front rack brackets (2x)



For rear rack brackets (6x)

INSTALLATION STEPS

- 3** Place clamps under vehicle's rain gutters and insert bolts into the clamps, tighten with the hand but not completely. The front clamps (B) are two (two front brackets) and rear clamps (C) are six (six rear brackets). Please see the next figure to identify the clamps.



Front clamps (2x)



Rear clamps (6x)




Front clamps (2x)

Rear clamps (6x)

- 4** Hold up the bolt and insert jam nut (G), to coincide with the hole in the rack bracket. Insert cup point screw (H) and hand tighten. Repeat for each bolt.



Rear rack brackets



Front rack brackets

- 5** Using torquemeter to tight the bolts (E) to 90 inch lbs., and then tighten cup point screw (H) to 45 inch lbs.

INSTALLATION STEPS



ENJOY
— YOUR NEW —
BAJARACK
ROOF RACK!

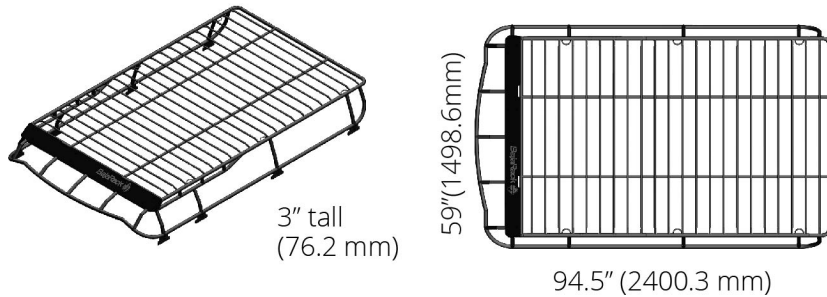


TECHNICAL SPECIFICATIONS

DISCOVERY I & II

BR-LRD-UT-0

Utility Flat Rack



This Rack comes as one piece and includes all mounting brackets, stainless steel hardware, and aluminum wind deflector.

Material and Thickness: 1" (25.4mm), 3/4" (19.05mm) and 1/2" (12.7mm) Steel tubing

Wind Deflector: .062" (1.57mm) 5050-H32 Aluminum

Finish: Epoxy primer (rust inhibitor) with black powder coating

Rack weight: 90 Lb (40.9Kg)

Weight Capacity: 700 Lb (318 Kg) Static / 400 Lb (181 Kg) Dynamic

Measurements: 59" (1498.6mm) Wide x 94.5" (2400.3 mm)

Long x 3" (76.2 mm) tall

Cargo area: 30.34 ft²

Mounting method: Rain gutter mounts (8 total)

COMPATIBLE ACCESSORIES



Fuel Can Holder



Axe & Shovel mount for flat racks



Awning mount for flat racks (2 pieces)



Awning mount for flat racks (3 pieces)



Hi-Lift mount for flat racks



Light Clamp mount



Maxtrax mount for flat racks




Solar panel mount



Tire mount



Water Can Holder



Yakima & Thule Accessory mount (2 pieces)



Yakima & Thule Accessory mount (4 pieces)



Tent Plates