

BAJARACK WARRANTY

This Limited Warranty covers BajaRack products and all accessories for a period of 2 years from the date of purchase to the original owner of the product and does not apply once the equipment is sold or transferred to another person.

This Warranty does not cover the cost of removal of reinstallation or the product. BajaRack warrants (subject to conditions listed in this warranty) all products to be free of manufacturing defects in materials and workmanship.

Warranty claim requirements

The claim has to be submitted during the warranty period at the place of purchase or directly at our corporate office located:



BajaRack Adventure Equipment
2275 Michael Faraday Drive, Suite 6
San Diego, CA 92154 USA
Phone Number: 760-621-0171

On your product you will find a label with a serial number. If you remove this label, please save the serial number in a safe place. You will need it if you want to make a warranty claim in the future. Any cost incurred to transport the defective product "to and from" will be the customer's responsibility.



Warranty resolution

Subject to BajaRack inspection of the product, the company will remedy defects in materials and/or workmanship by repairing or replacing, at BajaRack's option, the defective product without charge for parts or labor, subject to the limitations and exclusions described in this warranty. BajaRack may elect, at its option, not to repair or replace a defective product, in which case BajaRack will issue to the original retail purchaser, at BajaRack's option, either a full refund equal to the purchase price paid for the product, or a credit to be used toward the purchase of new BajaRack products or accessories.

Limitations of Liability

BajaRack is not liable for damage caused by shipping or transport of BajaRack products. It is the responsibility of the original retail purchaser to inspect all products prior to acceptance and to notify the shipping carrier in a timely manner so that any claim for damages can be made. If timely notification to the shipping carrier by the original retail purchaser is not made regarding damage caused during the transport of the product, a claim for damages may not be possible, and all liability falls to the original retail purchaser. This warranty does not apply if accident, abuse, misuse, collision, overloading, modification, misapplication, improper installation, or improper service has damaged the Product.

BAJARACK SHALL NOT BE LIABLE FOR ANY DIRECT, INDIRECT, CONSEQUENTIAL, INCIDENTAL, SPECIAL, EXEMPLARY, OR PUNITIVE DAMAGES OR FOR ANY OTHER DAMAGES OF ANY KIND OR NATURE [NO PERIOD.] (INCLUDING, BUT NOT LIMITED TO, LOST PROFITS, DOWN TIME OR LOSS OF USE) UNDER ANY LEGAL THEORY, EVEN IF BAJARACK WAS ADVISED OF THE POSSIBILITY OF SUCH DAMAGES. BAJARACK'S SOLE LIABILITY IS LIMITED TO THE REMEDY SET FORTH ABOVE.


BajaRack reserves the right to change Product design without notice.



LAND ROVER LR3 & LR4

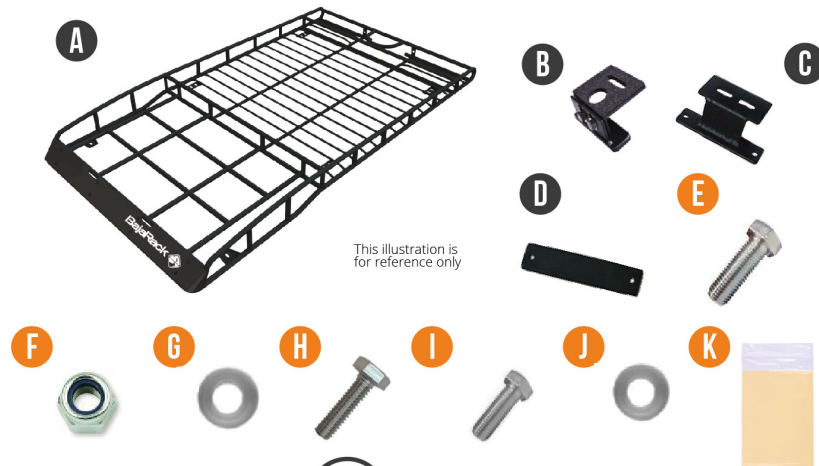
(2005-2016)

STANDARD AND EXPEDITION RACKS



Land Rover LR3 & LR4

RACK COMPONENTS



What's in the box

A) Rack	(1x)	E) Bolt 5/16" x 3/4"	(14x)
B) Front adjustable bracket	(2x)	F) Lock Nylon Nuts 5/16"	(14x)
C) Bracket	(4x)	G) Washer 5/16"	(28x)
D) Rail bracket	(4x)	H) Bolt 1x20mm	(2x)
		I) Bolts 1/4" x 5/8"	(8x)
		J) Washer 1/4"	(10x)
		K) Grease, for use with all bolts with lock nuts	(1x)

✘ Recommended Tools

- 1/2" wrench for installation
- 1/2" ratchet tool for support
- 7/16" wrench for installation
- 10 mm wrench
- RTV Silicone sealant

⚠ Tips and recommendations


(please read)

- Please Install your rack with the help of a friend.
- The load limit of your rack is 300lb, please do not exceed.
- Your Rack is an accessory; it is not protection for rollovers

INSTALLATION STEPS

To install this roof rack, two hidden factory mounting points in front above the cab are used, and our slide brackets fit into the rear/short factory rails.

- 1 Lift up the OEM trim and remove painted rubber/plastic cap (see photo above) from two threaded inserts at front of vehicle above cab (one per side). Cut small hole (approx. 1/2" diameter) in trim (aluminum on LR4) to allow roof mount bolt to access threaded insert.



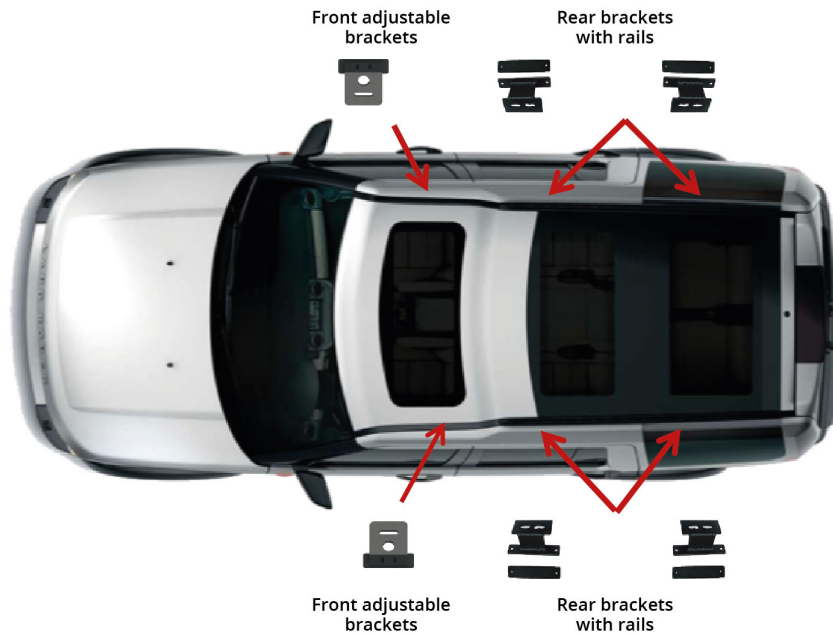
- 2 Place the front adjustable brackets (B) in channels above cab, and insert bolts (H) with washers (J) through front adjustable bracket (B) holes into threaded holes. **Apply a bead of RTV silicotne on bolt threads going into threaded inserts.**

Note: Apply grease (K) on bolt threads with lock nuts and hand tighten.



INSTALLATION STEPS

- 3 Please see photo above noting front and rear brackets orientation



- 4 Slide rail bracket (D) into Land Rover roof rails. Place bracket (C) over rail bracket (D). **Add some grease (K) on the threads** and insert bolts (I) with washers (J) in the holes in brackets (C).



INSTALLATION STEPS

- 5 Place the rack (A) onto front and rail brackets. **Apply grease (K) on bolt threads** and insert bolt (E) with washer (G) in each bracket. Add washer (G) and nut (F) below of brackets and tighten with 1/2" ratchet and wrench. **Tighten all bolts.**



ENJOY
— YOUR NEW —
BAJARACK
ROOF RACK!

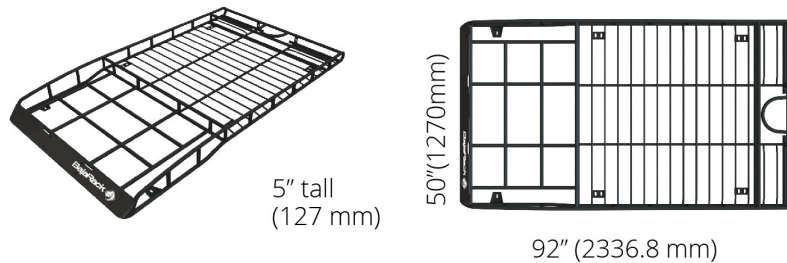


TECHNICAL SPECIFICATIONS

LR3 & LR4

BR-LR34-0

Standard Basket Rack



This Rack comes as one piece and includes all mounting brackets, stainless steel hardware, and aluminum wind deflector.

Material and Thickness: 1" (25.4mm), 3/4" (19.05mm) and 1/2" (12.7mm) Steel tubing

Wind Deflector: .062" (1.57mm) 5050-H32 Aluminum

Finish: Epoxy primer (rust inhibitor) with black powder coating

Rack weight: 100 Lb (45.5Kg)

Weight Capacity: 600 Lb (272 Kg) Static / 300 Lb (136 Kg) Dynamic

Measurements: 50" (1270mm) Wide x 92" (2336.8 mm) Long x 5" (127 mm) tall

Total Height (Top of roof to top of rack): 8.75"

Cargo area: 16.36ft² (1.52m²)

Mounting method: 2 front adjustable brackets and 4 rear brackets that mount on the short rear factory rails

COMPATIBLE ACCESORIES



Fuel Can Holder for Land Rover LR3 and LR4



Axe & Shovel mount for 5" height racks



Awning mount for Land Rover LR3 and LR4



Awning mount for Land Rover LR3 and LR4 (3 pieces)



Hi-Lift mount for 5" height racks



Light Clamp mount



Maxtrax mount for 5" height racks



Solar panel mount



Tire mount



Water Can Holder for Land Rover LR3 and LR4



Yakima & Thule Accessory mount (2 pieces)



Yakima & Thule Accessory mount (4 pieces)



Tent Plates