

# BAJARACK WARRANTY



This Limited Warranty covers BajaRack products and all accessories for a period of 2 years from the date of purchase to the original owner of the product and does not apply once the equipment is sold or transferred to another person.

This Warranty does not cover the cost of removal of reinstallation or the product. BajaRack warrants (subject to conditions listed in this warranty) all products to be free of manufacturing defects in materials and workmanship.

## Warranty claim requirements

The claim has to be submitted during the warranty period at the place of purchase or directly at our corporate office located:



**BajaRack Adventure Equipment**  
2275 Michael Faraday Drive, Suite 6  
San Diego, CA 92154 USA  
Phone Number: 760-621-0171

On your product you will find a label with a serial number. If you remove this label, please save the serial number in a safe place. You will need it if you want to make a warranty claim in the future. Any cost incurred to transport the defective product "to and from" will be the customer's responsibility.



## Warranty resolution

Subject to BajaRack inspection of the product, the company will remedy defects in materials and/or workmanship by repairing or replacing, at BajaRack's option, the defective product without charge for parts or labor, subject to the limitations and exclusions described in this warranty. BajaRack may elect, at its option, not to repair or replace a defective product, in which case BajaRack will issue to the original retail purchaser, at BajaRack's option, either a full refund equal to the purchase price paid for the product, or a credit to be used toward the purchase of new BajaRack products or accessories.

## Limitations of Liability

BajaRack is not liable for damage caused by shipping or transport of BajaRack products. It is the responsibility of the original retail purchaser to inspect all products prior to acceptance and to notify the shipping carrier in a timely manner so that any claim for damages can be made. If timely notification to the shipping carrier by the original retail purchaser is not made regarding damage caused during the transport of the product, a claim for damages may not be possible, and all liability falls to the original retail purchaser. This warranty does not apply if accident, abuse, misuse, collision, overloading, modification, misapplication, improper installation, or improper service has damaged the Product.

BAJARACK SHALL NOT BE LIABLE FOR ANY DIRECT, INDIRECT, CONSEQUENTIAL, INCIDENTAL, SPECIAL, EXEMPLARY, OR PUNITIVE DAMAGES OR FOR ANY OTHER DAMAGES OF ANY KIND OR NATURE [NO PERIOD.] (INCLUDING, BUT NOT LIMITED TO, LOST PROFITS, DOWN TIME OR LOSS OF USE) UNDER ANY LEGAL THEORY, EVEN IF BAJARACK WAS ADVISED OF THE POSSIBILITY OF SUCH DAMAGES. BAJARACK'S SOLE LIABILITY IS LIMITED TO THE REMEDY SET FORTH ABOVE.

BajaRack reserves the right to change Product design without notice.



## TOYOTA TACOMA

BR-TYTTCM-SBRK-0

(2016-2023)  
SHORT BED RACK



Toyota Tacoma Short Bed Rack

# RACK COMPONENTS



A) Bed rack	(2x)
B) Support bar	(2x)
C) Middle Support bar	(1x)
D) Internal support bracket	(2x)
E) Internal support bracket	(2x)
F) Rail bracket	(4x)

## What's in the box

G) 5/16" Washer	(8x)
H) 5/16" Lock washer	(8x)
I) 5/16" x 1 1/4" Hex cap screw	(8x)
J) 3/8" x 1 1/4" Hex cap screw	(24x)
K) 3/8" x 1 1/2" Hex cap screw	(4x)
L) 3/8" Nut	(28x)
M) 3/8" Washer	(56x)
N) 3/8" Lock Washer	(28x)
O) Grease, for use with all bolts with nuts.	(1x)

### Recommended Tools

- 9/16" Ratchet tool
- 9/16" Socket
- 9/16" Ratchet wrench
- 1/2" Socket
- 1/2" Ratchet wrench

### Tips and recommendations

- (please read)
- Please Install your rack with the help of a friend.
  - The load limit of your rack is 850lb, please do not exceed.
  - Your Rack is an accessory; it is not protection for rollovers

# INSTALLATION STEPS

- 1 Locate the rail system inside the bed of the vehicle, slide inside the rail two F) Rail bracket per side.
- 2 Place one A) Bed Rack on the passage side of the bed, make sure the threads from the f) Rail Bracket match the holes on the A) Bed Rack. Proceed to install I) Hex cap screw, H) lock washer, G) washer. Repeat this same process installing A) bed rack on the drive side of the bed, proceed to tighten bolts by hand.




**Note:** make sure you have 8 holes facing to the back of the bed on each side of the A) bed rack, to install the bolts, nuts, and washers and internal supports bracket. Apply grease to the threads of the bolts before putting the nut on the other side.

- 3 Place B) Support bar close to the cab of the vehicle joining at the top to A) Bed rack driver and passenger sides, install J) hex cap screw, M) washer, N) lock washer, and L) lock nut. There are 4 holes on each side as shown in the pictures. Proceed to tighten bolts by hand.




## INSTALLATION STEPS

- 4 Place C) Middle Support bar on the middle top of the A) Bed Rack leaving 4 holes to the front and 4 holes to the back, proceed to install J) hex cap screw, M) washer, M) washer, M) lock washer, and L) lock nut. There are 2 holes on each side as shown in the pictures. Proceed to tighten bolts by hand.



- 5 Place B) Support bar on the back of the bed of the vehicle joining at the top to A) Bed rack driver and passenger sides, install on the inside D, E) internal support bracket.

Note: make sure the foam padding on the D, E) Internal support brackets are facing to the inside, matching the holes on the A) bed rack and B) Support bars lining up. Proceed to install K) hex cap screw, M) washer, M) washer, N) lock washer, and L) lock nut. There are 8 holes on each side as shown in the pictures. Proceed to tighten using the 9/16 ratchet tool, socket, and ratchet wrench.




## INSTALLATION STEPS



- 6 Proceed to tighten all bolts and nuts on the Bed rack as shown in the pictures.

Note: Make sure to apply O) Grease to all of the threads of the bolt before installing the lock nuts on.



**ENJOY**  
— YOUR NEW —  
**BAJARACK**  
BED RACK!



## TECHNICAL SPECIFICATIONS

### TOYOTA TACOMA SHORT BED RACK

BR-TYTTCM-SBRK-0

Short Bed Rack



This Rack comes as one piece and includes all mounting brackets, stainless steel hardware, and aluminum wind deflector.

**Material:** The rack is made with Aluminum

**Finish:** Epoxy primer (rust inhibitor) with black powder coating

**Max Load Capacity:** Static 850Lb (385.55 kg)

**Measurements:** 51" Long X 62" Wide X 24" High 3 1/8" height from rack top to cab roof

**Mounting method:** 5 structural components

## COMPATIBLE ACCESSORIES



Axe & Shovel mount for Bed Rack



Awning mount for Bed Rack



Hi-Lift mount for Bed Rack



Maxtrax mount for Bed Rack



Rotopax mount for Bed Rack



Brake Light & Wire Harness