

BAJARACK WARRANTY



This Limited Warranty covers BajaRack products and all accessories for a period of 2 years from the date of purchase to the original owner of the product and does not apply once the equipment is sold or transferred to another person.

This Warranty does not cover the cost of removal of reinstallation or the product. BajaRack warrants (subject to conditions listed in this warranty) all products to be free of manufacturing defects in materials and workmanship.

Warranty claim requirements

The claim has to be submitted during the warranty period at the place of purchase or directly at our corporate office located:



BajaRack Adventure Equipment
2275 Michael Faraday Drive, Suite 6
San Diego, CA 92154 USA
Phone Number: 760-621-0171

On your product you will find a label with a serial number. If you remove this label, please save the serial number in a safe place. You will need it if you want to make a warranty claim in the future. Any cost incurred to transport the defective product "to and from" will be the customer's responsibility.



Warranty resolution

Subject to BajaRack inspection of the product, the company will remedy defects in materials and/or workmanship by repairing or replacing, at BajaRack's option, the defective product without charge for parts or labor, subject to the limitations and exclusions described in this warranty. BajaRack may elect, at its option, not to repair or replace a defective product, in which case BajaRack will issue to the original retail purchaser, at BajaRack's option, either a full refund equal to the purchase price paid for the product, or a credit to be used toward the purchase of new BajaRack products or accessories.

Limitations of Liability

BajaRack is not liable for damage caused by shipping or transport of BajaRack products. It is the responsibility of the original retail purchaser to inspect all products prior to acceptance and to notify the shipping carrier in a timely manner so that any claim for damages can be made. If timely notification to the shipping carrier by the original retail purchaser is not made regarding damage caused during the transport of the product, a claim for damages may not be possible, and all liability falls to the original retail purchaser. This warranty does not apply if accident, abuse, misuse, collision, overloading, modification, misapplication, improper installation, or improper service has damaged the Product.

BAJARACK SHALL NOT BE LIABLE FOR ANY DIRECT, INDIRECT, CONSEQUENTIAL, INCIDENTAL, SPECIAL, EXEMPLARY, OR PUNITIVE DAMAGES OR FOR ANY OTHER DAMAGES OF ANY KIND OR NATURE [NO PERIOD.] (INCLUDING, BUT NOT LIMITED TO, LOST PROFITS, DOWN TIME OR LOSS OF USE) UNDER ANY LEGAL THEORY, EVEN IF BAJARACK WAS ADVISED OF THE POSSIBILITY OF SUCH DAMAGES. BAJARACK'S SOLE LIABILITY IS LIMITED TO THE REMEDY SET FORTH ABOVE.

BajaRack reserves the right to change Product design without notice.



TOYOTA 4RUNNER GEN5

BR-TY4RG5-0

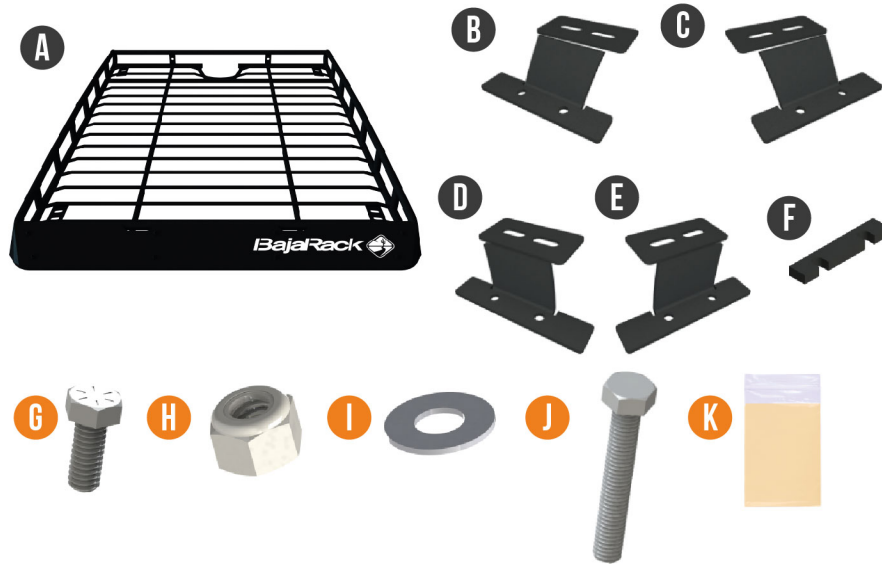
(2010-2023)

SHORT RACK



TY4RG5 Long Series

RACK COMPONENTS



A) Rack	(1x)
B) AD bracket	(1x)
C) AP bracket	(1x)
D) BD bracket	(1x)
E) BP bracket	(1x)
F) Support Plate	(4x)

What's in the box

G) 5/16"-18 x 3/4" Hex Cap Screw Stainless Steel	8x
H) 5/16"-18 Nylon Insert Lock Nut Stainless Steel	(8x)
I) 5/16" X0.75" OD Flat Washer Stainless Steel	(24x)
J) M8-1.25 x 50mm Hex Cap Screw Stainless Steel	(8x)
K) Grease, for use with all bolts with lock nuts	(1x)

Recommended Tools


- 1/2" wrench for installation
- 1/2" socket for ratchet tool
- 13mm wrench for roof bolts
- 13mm socket for ratchet tool
- 13mm or 1/2" socket for torquemeter wrench
- RTV Silicone sealant

Tips and recommendations (please read)

- Please Install the Rack with the help of a friend.
- The load limit of your rack is 300lb please do not exceed.
- Your Rack is an accessory; it is not protection for rollovers

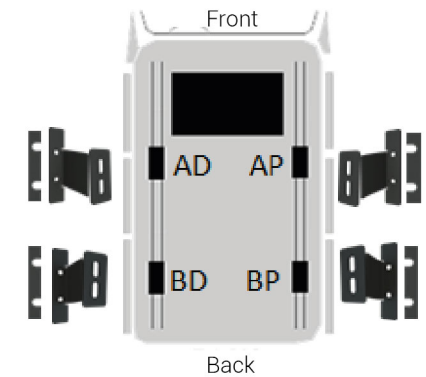
INSTALLATION STEPS

- 1 Remove plastic covers (factory cover) located on top of roof with a small flat screw driver. First push cover to the right and then use the screw driver to push out. Otherwise, remove factory rack.



Note: Loosen all bolts prior to removal and do not apply downward force!
It is recommended to apply RTV silicone sealant in gap around tubes to prevent leaking.

- 2 Identify the 4 support plates (F) and all 4 roof brackets (B to E). Place the support plates onto the mounting points of the car. The roof brackets will be placed onto the support plates. **See figure for location and orientation of brackets.** Once you have them in place, peel off the labels. The figure-8 retainers will need to be removed



Note: All support plates are the same.



- 3 To install brackets B to E you will need 8 washers (I), 8 bolts (J) and a ratchet tool with a 13mm socket ("metric" - remember, it's a Japanese car). Do not tighten completely to allow some adjustment when mounting your rack. (Each bracket needs 2 bolts and 2 washers)

Note: Also apply RTV silicone sealant to bolt threads (roof bolts) to prevent leaking.



INSTALLATION STEPS

4 With the help of a friend, place the rack (A) on top of the brackets and loosely align it according to the brackets.

5 Slide the bolts (G) thru washers (I) and rack slotted plates, and, below rack, add washers (I) and nylon locknuts (H). After all bolts are installed, tighten completely using a 13mm or 1/2" wrench or socket. *In this step you'll need 8 bolts, 16 flat washers and 8 locknuts.*



Note: To prevent seizing, add grease (K) to bolt threads before adding second washer and lock nut. Use grease ONLY on bolts with lock nuts.



6 Finally, tighten all roof bolts to the recommended torque 55 in-lb. You can try 13mm or 1/2" wrench or socket.



ENJOY
— YOUR NEW —
BAJARACK
ROOF RACK!

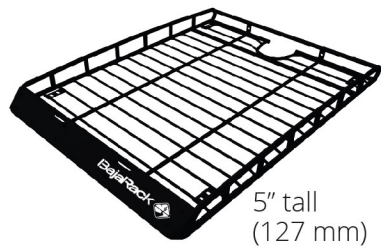


TECHNICAL SPECIFICATIONS

4RUNNER GEN5

BR-TY4RG5-0

Standard Basket Rack



5" tall
(127 mm)



46" (1168.4 mm)

62" (1574.8 mm)

This Rack comes as one piece and includes all mounting brackets, stainless steel hardware, and aluminum wind deflector.

Material and Thickness: 1" (25.4mm), 1/2" (12.7mm) and 3/4" (19.05mm) Steel tubing

Wind Deflector: .062" (1.57mm) 5050-H32 Aluminum

Finish: Epoxy primer (rust inhibitor) with black powder coating

Rack weight: 65 Lb (29.48Kg)

Weight Capacity: 600 Lb (272 Kg) Static / 300 Lb (136 Kg) Dynamic

Measurements: 46" (1168.4mm) Wide x 62" (1574.8 mm) Long x 5" (127 mm) tall

Total Height (From top of roof to top of rack): 7.75"

Cargo area: 16.80 ft² (1.56 m²)

Mounting method: Roof mounts (4 total)

COMPATIBLE ACCESSORIES



Fuel Can Holder



Axe & Shovel mount for 5" height racks



Awning mount for 5" height racks



Tent Plates



Hi-Lift mount for 5" height racks



Light Clamp mount



Maxtrax mount for 5" height racks




Light Bar LED Mount for Toyota 4Runner G5



Tire mount



Water Can Holder



Yakima & Thule Accessory mount (2 pieces)



Yakima & Thule Accessory mount (4 pieces)



Toyota 4Runner G5 Ladder